



57th Silverstone International

Silverstone International Circuit

22nd - 24th June 2007



Results Provided by MST Sports Timing Ltd
www.msttiming.com

John Deere Invitation Series for T Types & MGA's + MGCC MGA Race
QUALIFYING - RACE 1 - CLASSIFICATION

POS	NO	CL	NAME	ENTRY	TIME	ON	LAPS	GAP	DIFF	MPH
1	52	H	Neil CAWTHORN	MGA Roadster	1:44.387	8	8			77.55
2	38	H	Steve SMITH	MGA	1:44.682	8	8	0.295	0.295	77.33
3	36	H	Colin JONES	MGA	1:44.982	4	8	0.595	0.300	77.11
4	24	H	Bob LINES	MGA	1:47.979	7	8	3.592	2.997	74.97
5	42	H	Robert INNES-KERR	MGA	1:49.553	7	8	5.166	1.574	73.89
6	2	C	John BUSSEY	MG TC	1:51.818	5	8	7.431	2.265	72.39
7	88	B	Peter EDNEY	MG TF	1:51.924	5	8	7.537	0.106	72.33
8	9	C	George EDNEY	MG TB	1:52.113	5	8	7.726	0.189	72.20
9	86	G	Mark ELLIS	MGA T/C	1:53.638	7	8	9.251	1.525	71.23
10	17	D	Alex QUATTLEBAUM	MG Leco Sport	1:53.724	7	7	9.337	0.086	71.18
11	98	B	Nick ASHMAN	MG TF	1:54.003	6	8	9.616	0.279	71.01
12	4	B	Stephen BARLOW	MG TC	1:54.154	5	8	9.767	0.151	70.91
13	25	C	Tim PATCHETT	MG TA	1:55.368	5	8	10.981	1.214	70.17
14	27	B	Bob ALLEN	MG TC	1:55.579	6	8	11.192	0.211	70.04
15	28	C	David BISHOP	MG TC	1:56.171	6	6	11.784	0.592	69.68
16	6	D	Howard MAGUIRE	Playford MG	1:57.180	6	7	12.793	1.009	69.08
17	12	E	Simon GURNEY	MGA Sebring	1:58.512	3	7	14.125	1.332	68.30
18	51	C	Andrew COX	MG TC	1:59.374	4	5	14.987	0.862	67.81
19	10	F	Terry BRYANT	MGA	1:59.540	7	7	15.153	0.166	67.72
20	26	E	Shaun BROMLEY	MGA	1:59.667	7	7	15.280	0.127	67.64
21	31	B	Charles HARMER	MG TF	1:59.709	6	7	15.322	0.042	67.62
22	16	F	Brian IRELAND	MGA Roadster	2:00.961	7	7	16.574	1.252	66.92
23	96	D	John BISHOP	MG XPAG Special	2:01.798	7	7	17.411	0.837	66.46
24	70	C	Jonathan HARMER	MG TF	2:02.042	2	7	17.655	0.244	66.33
25	94	B	Alastair NAYLOR	MG TC	2:03.848	5	7	19.461	1.806	65.36
26	18	D	Stewart DEAN	MG Jackobs Special	2:05.031	7	7	20.644	1.183	64.74
27	14	B	Richard GREEN	MG TC	2:06.778	7	7	22.391	1.747	63.85
28	84	F	Maurice STANDISH	MGA	2:06.964	6	7	22.577	0.186	63.76
29	7	B	Chris OWEN	MGTB	2:08.282	2	6	23.895	1.318	63.10
30	19	B	Jorgen WITTING	MG TC	2:08.463	4	5	24.076	0.181	63.01
31	21	D	George COOPER	Cooper MG	2:11.029	3	7	26.642	2.566	61.78
32	37	B	Joergen HANSSON	MG TA	2:12.984	1	1	28.597	1.955	60.87
33	20	D	David CLEWLEY	Parson MG	2:14.774	1	1	30.387	1.790	60.06
34	35	B	Bjarne BERNER	MG TA	2:19.712	2	3	35.325	4.938	57.94
35	8	B	Philip HAHN	MG TB Monaco	2:47.321	5	5	1:02.934	27.609	48.38

Weather / Track : Cloudy / Dry

Silverstone International
 Circuit Length = 2.2487 miles
 Start: 09:00 End: 09:17

These results are provisional until the conclusion of any judicial and technical matters.

Clerk of Course :	Timekeeper :
-------------------	--------------

John Deere Invitation Series for T Types & MGA's + MGCC MGA Race

QUALIFYING - RACE 1 - LAP ANALYSIS

2	John BUSSEY		MG TC
1		2:02.442	5 1:51.818
2		1:54.651	6 1:52.136
3		1:53.607	7 2:05.040
4		1:53.396	8 1:54.588
4	Stephen BARLOW		MG TC
1		2:02.836	5 1:54.154
2		1:55.499	6 1:54.443
3		1:55.345	7 1:56.321
4		1:54.526	8 1:55.872
6	Howard MAGUIRE		Playford MG
1		2:09.736	5 1:58.269
2		1:59.106	6 1:57.180
3		1:59.446	7 1:57.799
4		2:00.289	8
7	Chris OWEN		MGTB
1		2:23.680	4 2:24.404
2		2:08.282	5 2:24.041
3		2:17.569	6 2:58.311 P
8	Philip HAHN		MG TB Monaco
1		3:00.852	4 2:54.337
2		2:54.916	5 2:47.321
3		2:53.370	6
9	George EDNEY		MG TB
1		2:06.107	5 1:52.113
2		1:54.462	6 1:52.689
3		1:55.988	7 1:54.566
4		1:53.338	8 1:53.949
10	Terry BRYANT		MGA
1		2:17.865	5 2:02.024
2		2:10.678	6 2:00.583
3		2:06.436	7 1:59.540
4		2:02.563	8
12	Simon GURNEY		MGA Sebring
1		2:16.444	5 2:00.171
2		2:01.798	6 1:59.606
3		1:58.512	7 2:00.455
4		2:02.416	8
14	Richard GREEN		MG TC
1		2:24.573	5 2:09.024
2		2:16.952	6 2:08.340
3		2:12.264	7 2:06.778
4		2:11.554	8
16	Brian IRELAND		MGA Roadster
1		2:19.551	5 2:01.971
2		2:05.091	6 2:02.567
3		2:05.423	7 2:00.961
4		2:04.775	8
17	Alex QUATTLEBAUM		MG Leco Sport
1		2:16.838	5 1:54.719
2		2:07.000	6 1:54.828
3		2:04.067	7 1:53.724

Silverstone International
Circuit Length = 3619 metres
Start: 09:00 End: 09:17

Weather / Track : Cloudy / Dry

John Deere Invitation Series for T Types & MGA's + MGCC MGA Race
QUALIFYING - RACE 1 - LAP ANALYSIS

4		1:55.852	8	
18	Stewart DEAN			MG Jackobs Special
1		2:20.554	5	2:06.644
2		2:10.004	6	2:07.101
3		2:10.988	7	2:05.031
4		2:09.163	8	
19	Jorgen WITTING			MG TC
1		2:27.625	4	2:08.463
2		2:13.003	5	2:12.155
3		2:10.964	6	
20	David CLEWLEY			Parson MG
1		2:14.774	2	
21	George COOPER			Cooper MG
1		2:19.240	5	2:13.807
2		2:12.737	6	2:12.558
3		2:11.029	7	2:13.788
4		2:14.766	8	
24	Bob LINES			MGA
1		2:09.124	5	1:48.577
2		1:53.485	6	1:50.372
3		1:50.051	7	1:47.979
4		1:49.690	8	1:52.004
25	Tim PATCHETT			MG TA
1		2:04.944	5	1:55.368
2		2:01.666	6	2:05.363
3		1:56.800	7	1:58.127
4		1:56.899	8	2:15.160P
26	Shaun BROMLEY			MGA
1		2:16.573	5	2:01.651
2		2:12.018	6	2:01.050
3		2:06.723	7	1:59.667
4		2:01.535	8	
27	Bob ALLEN			MG TC
1		2:04.930	5	1:55.926
2		1:58.777	6	1:55.579
3		1:59.167	7	1:55.789
4		1:56.067	8	1:56.712
28	David BISHOP			MG TC
1		2:06.466	4	2:27.277P
2		1:56.880	5	4:19.831
3		1:56.208	6	1:56.171
31	Charles HARMER			MG TF
1		2:11.878	5	2:01.128
2		2:02.607	6	1:59.709
3		2:01.658	7	2:01.605
4		2:01.737	8	
35	Bjarne BERNER			MG TA
1		2:28.937	3	2:52.529P
2		2:19.712	4	
36	Colin JONES			MGA
1		2:01.765	5	1:46.709

Silverstone International
 Circuit Length = 3619 metres
 Start: 09:00 End: 09:17

Weather / Track : Cloudy / Dry

John Deere Invitation Series for T Types & MGA's + MGCC MGA Race

QUALIFYING - RACE 1 - LAP ANALYSIS

2	1:47.929	6	1:48.110
3	1:48.496	7	1:46.405
4	1:44.982	8	1:47.574
37	Joergen HANSSON	MG TA	
1	2:12.984	2	
38	Steve SMITH	MGA	
1	2:06.057	5	1:44.813
2	1:48.964	6	1:45.424
3	1:47.593	7	1:46.451
4	1:46.508	8	1:44.682
42	Robert INNES-KERR	MGA	
1	2:14.293	5	1:50.192
2	1:52.259	6	1:50.536
3	1:53.754	7	1:49.553
4	1:50.447	8	1:50.696
51	Andrew COX	MG TC	
1	2:28.784	4	1:59.374
2	2:19.190	5	2:18.843
3	2:11.334	6	
52	Neil CAWTHORN	MGA Roadster	
1	2:05.834	5	1:44.609
2	1:50.519	6	1:44.861
3	1:44.680	7	1:44.859
4	1:44.411	8	1:44.387
70	Jonathan HARMER	MG TF	
1	2:18.898	5	2:02.130
2	2:02.042	6	2:02.318
3	2:02.728	7	2:02.259
4	2:02.395	8	
84	Maurice STANDISH	MGA	
1	2:18.597	5	2:07.881
2	2:12.995	6	2:06.964
3	2:09.502	7	2:08.411
4	2:09.488	8	
86	Mark ELLIS	MGA T/C	
1	2:04.413	5	1:54.226
2	1:56.178	6	1:55.615
3	1:55.097	7	1:53.638
4	1:56.053	8	1:57.543
88	Peter EDNEY	MG TF	
1	1:58.521	5	1:51.924
2	1:54.818	6	1:51.993
3	1:53.543	7	1:54.437
4	1:53.095	8	1:55.309
94	Alastair NAYLOR	MG TC	
1	2:18.342	5	2:03.848
2	2:06.089	6	2:05.910
3	2:06.802	7	2:06.098
4	2:05.391	8	
96	John BISHOP	MG XPAG Special	
1	2:12.009	5	2:02.068
2	2:03.858	6	2:02.419

Silverstone International
Circuit Length = 3619 metres
Start: 09:00 End: 09:17

Weather / Track : Cloudy / Dry

John Deere Invitation Series for T Types & MGA's + MGCC MGA Race
QUALIFYING - RACE 1 - LAP ANALYSIS

3	2:03.871	7	2:01.798
4	2:06.568	8	
98	Nick ASHMAN	MG TF	
1	2:06.618	5	1:55.375
2	2:00.658	6	1:54.003
3	2:00.655	7	1:54.334
4	1:57.564	8	1:54.744

John Deere Invitation Series for T Types & MGA's + MGCC MGA

Race

RACE 1 - GRID

ROW 18		2:47.321 8 Philip HAHN	
ROW 17	20 David CLEWLEY	2:14.774	35 Bjarne BERNER 2:19.712
ROW 16		2:11.029 21 George COOPER	37 Joergen HANSSON 2:12.984
ROW 15	7 Chris OWEN 2:08.282		19 Jorgen WITTING 2:08.463
ROW 14		2:06.778 14 Richard GREEN	84 Maurice STANDISH 2:06.964
ROW 13	94 Alastair NAYLOR 2:03.848		18 Stewart DEAN 2:05.031
ROW 12		2:01.798 96 John BISHOP	70 Jonathan HARMER 2:02.042
ROW 11	31 Charles HARMER 1:59.709		16 Brian IRELAND 2:00.961
ROW 10		1:59.540 10 Terry BRYANT	26 Shaun BROMLEY 1:59.667
ROW 9	12 Simon GURNEY 1:58.512		51 Andrew COX 1:59.374
ROW 8		1:56.171 28 David BISHOP	6 Howard MAGUIRE 1:57.180
ROW 7	25 Tim PATCHETT 1:55.368		27 Bob ALLEN 1:55.579
ROW 6		1:54.003 98 Nick ASHMAN	4 Stephen BARLOW 1:54.154
ROW 5	86 Mark ELLIS 1:53.638		17 Alex QUATTLEBAUM 1:53.724
ROW 4		1:51.924 88 Peter EDNEY	9 George EDNEY 1:52.113
ROW 3	42 Robert INNES-KERR 1:49.553		2 John BUSSEY 1:51.818
ROW 2		1:44.982 36 Colin JONES	24 Bob LINES 1:47.979
ROW 1	52 Neil CAWTHORN 1:44.387		38 Steve SMITH 1:44.682
Pole			

Silverstone International
Circuit Length = 2.2487 miles

Weather / Track : Cloudy / Dry

These results are provisional until the conclusion of any judicial and technical matters.

Clerk of Course :

Timekeeper :

John Deere Invitation Series for T Types & MGA's + MGCC MGA Race

RACE 1 - CLASSIFICATION

POS	NO	CL	NAME	ENTRY	LAPS	TIME	GAP	DIFF	MPH	BEST	ON
1	52	H	Neil CAWTHORN	MGA Roadster	8	13:55.167			77.54	1:40.911	3
2	24	H	Bob LINES	MGA	8	14:31.397	36.230	36.230	74.32	1:45.347	2
3	38	H	Steve SMITH	MGA	8	14:54.655	59.488	23.258	72.38	1:44.030	2
4	2	C	John BUSSEY	MG TC	8	15:08.887	1:13.720	14.232	71.25	1:51.237	5
5	88	B	Peter EDNEY	MG TF	8	15:09.465	1:14.298	0.578	71.21	1:51.314	5
6	17	D	Alex QUATTLEBAUM	MG Leco Sport	8	15:10.409	1:15.242	0.944	71.13	1:50.931	7
7	9	C	George EDNEY	MG TB	8	15:38.244	1:43.077	27.835	69.02	1:53.255	6
8	25	C	Tim PATCHETT	MG TA	8	15:43.231	1:48.064	4.987	68.66	1:53.831	2
9	86	G	Mark ELLIS	MGA T/C	8	15:44.260	1:49.093	1.029	68.58	1:53.861	5
10	27	B	Bob ALLEN	MG TC	8	15:45.705	1:50.538	1.445	68.48	1:53.889	5
11	28	C	David BISHOP	MG TC	8	15:46.834	1:51.667	1.129	68.40	1:53.123	3
12	98	B	Nick ASHMAN	MG TF	8	15:47.811	1:52.644	0.977	68.32	1:54.680	6
13	12	E	Simon GURNEY	MGA Sebring	7	13:56.607	1 lap	1 lap	67.73	1:55.695	3
14	6	D	Howard MAGUIRE	Playford MG	7	13:57.424	1 lap	0.817	67.66	1:55.963	3
15	10	F	Terry BRYANT	MGA	7	14:01.336	1 lap	3.912	67.35	1:57.023	5
16	70	C	Jonathan HARMER	MG TF	7	14:06.332	1 lap	4.996	66.95	1:57.317	5
17	26	E	Shaun BROMLEY	MGA	7	14:10.031	1 lap	3.699	66.66	1:57.929	5
18	32	G	James DIXON	MGA Le Mans	7	14:28.778	1 lap	18.747	65.22	1:58.330	3
19	7	B	Chris OWEN	MGTB	7	14:29.191	1 lap	0.413	65.19	1:55.086	6
20	16	F	Brian IRELAND	MGA Roadster	7	14:34.093	1 lap	4.902	64.83	2:01.166	6
21	18	D	Stewart DEAN	MG Jackobs Special	7	14:37.804	1 lap	3.711	64.55	2:01.535	5
22	94	B	Alastair NAYLOR	MG TC	7	14:47.183	1 lap	9.379	63.87	2:03.771	7
23	31	B	Charles HARMER	MG TF	7	14:47.612	1 lap	0.429	63.84	2:01.297	3
24	14	B	Richard GREEN	MG TC	7	15:00.412	1 lap	12.800	62.93	2:03.547	6
25	84	F	Maurice STANDISH	MGA	7	15:00.912	1 lap	0.500	62.90	2:05.303	5
26	21	D	George COOPER	Cooper MG	7	15:26.232	1 lap	25.320	61.18	2:07.641	7
27	35	B	Bjarne BERNER	MG TA	7	15:26.584	1 lap	0.352	61.15	2:06.667	7
NOT CLASSIFIED											
DNF	4	B	Stephen BARLOW	MG TC	6	11:30.979	2 laps	1 lap	70.29	1:51.937	3
DNF	51	C	Andrew COX	MG TC	5	10:04.135	3 laps	1 lap	67.00	1:33.271	1
DNQ	8	B	Philip HAHN	MG TB Monaco	5	15:05.857	3 laps	5:01.722	44.68	2:37.390	1
DNF	36	H	Colin JONES	MGA	4	6:56.497	4 laps	1 lap	77.74	1:40.950	3
DNF	19	B	Jorgen WITTING	MG TC	2	4:40.184	6 laps	2 laps	57.78	2:11.979	1
DNF	96	D	John BISHOP	MG XPAG Special	1	2:18.886	7 laps	1 lap	58.28	2:06.331	1
DNF	42	H	Robert INNES-KERR	MGA	0	49.715					
FASTEST LAP											
88	B	Peter EDNEY	MG TF	5	1:51.314		72.72 mph		117.04 kph		
51	C	Andrew COX	MG TC	1	1:33.271		86.79 mph		139.68 kph		
17	D	Alex QUATTLEBAUM	MG Leco Sport	7	1:50.931		72.97 mph		117.44 kph		
12	E	Simon GURNEY	MGA Sebring	3	1:55.695		69.97 mph		112.60 kph		
10	F	Terry BRYANT	MGA	5	1:57.023		69.17 mph		111.33 kph		
86	G	Mark ELLIS	MGA T/C	5	1:53.861		71.09 mph		114.42 kph		
52	H	Neil CAWTHORN	MGA Roadster	3	1:40.911		80.22 mph		129.10 kph		

Weather / Track : Cloudy / Dry

These results are provisional until the conclusion of any judicial and technical matters.

Clerk of Course :

Timekeeper :

Silverstone International
Circuit Length = 2.2487 miles
Start: 13:13 End: 13:30

John Deere Invitation Series for T Types & MGA's + MGCC MGA Race

RACE 1 - LAP CHART

Lap 1			Lap 2			Lap 3			Lap 4			Lap 5		
No	Behind	Laptime	No	Behind	Laptime	No	Behind	Laptime	No	Behind	Laptime	No	Behind	Laptime
52		1:45.270	52		1:41.594	52		1:40.911	52		1:42.131	52		1:42.387
36	0.379	1:44.728	36	0.888	1:42.103	36	0.927	1:40.950	36	0.495	1:41.699	31	0.334	2:13.025
38	2.884	1:47.967	38	5.320	1:44.030	38	8.610	1:44.201	38	11.344	1:44.865	84	4.930	2:07.122
24	8.546	1:51.525	24	12.299	1:45.347	24	17.922	1:46.534	24	21.699	1:45.908	14	5.685	2:08.251
9	11.656	1:55.387	9	23.567	1:53.505	8	30.812	2:48.611	2	44.455	1:52.002	8	11.738	3:05.444
2	12.413	1:56.427	2	24.049	1:53.230	2	34.584	1:51.446	88	45.785	1:52.696	38	14.684	1:45.727
17	12.802	1:55.615	88	24.079	1:51.587	88	35.220	1:52.052	17	48.509	1:53.602	21	20.873	2:08.430
88	14.086	1:56.862	17	24.236	1:53.028	9	36.719	1:54.063	9	48.973	1:54.385	35	23.702	2:11.428
51	14.311	1:33.271	4	27.829	1:54.897	17	37.038	1:53.713	4	49.418	1:52.694	24	25.756	1:46.444
4	14.526	1:57.111	51	28.666	1:55.949	4	38.855	1:51.937	28	52.912	1:53.720	2	53.305	1:51.237
98	17.436	1:59.376	28	29.111	1:53.136	28	41.323	1:53.123	51	55.327	1:53.375	88	54.712	1:51.314
28	17.569	1:58.850	98	32.152	1:56.310	51	44.083	1:56.328	25	1:00.835	1:56.178	17	57.657	1:51.535
86	19.781	2:00.435	25	32.233	1:53.831	25	46.788	1:55.466	86	1:02.175	1:55.737	4	59.854	1:52.823
25	19.996	2:01.464	86	32.983	1:54.796	98	46.828	1:55.587	98	1:02.715	1:58.018	9	1:01.420	1:54.834
27	20.589	2:02.363	27	34.830	1:55.835	86	48.569	1:56.497	27	1:03.512	1:56.424	28	1:03.986	1:53.461
6	21.212	2:01.620	6	36.176	1:56.558	27	49.219	1:55.300	12	1:07.047	1:57.146	86	1:13.649	1:53.861
12	22.072	2:01.901	12	37.248	1:56.770	6	51.228	1:55.963	6	1:07.257	1:58.160	25	1:14.344	1:55.896
26	22.933	2:02.863	10	40.070	1:57.926	12	52.032	1:55.695	10	1:12.531	1:58.092	27	1:15.014	1:53.889
10	23.738	2:02.750	26	41.233	1:59.894	10	56.570	1:57.411	70	1:15.150	1:58.072	98	1:15.453	1:55.125
70	25.308	2:03.507	70	41.708	1:57.994	26	58.471	1:58.149	26	1:16.085	1:59.745	12	1:21.406	1:56.746
96	27.520	2:06.331	16	47.279	2:01.299	70	59.209	1:58.412	32	1:26.491	1:58.632	6	1:21.639	1:56.769
16	27.574	2:07.146	94	51.082	2:04.014	16	1:08.222	2:01.854	16	1:30.955	2:04.864	51	1:25.746	2:12.806
94	28.662	2:06.269	31	51.441	2:02.065	32	1:09.990	1:58.330	18	1:34.956	2:01.839	10	1:27.167	1:57.023
18	30.453	2:07.914	18	52.193	2:03.334	7	1:11.410	1:59.632	94	1:36.749	2:03.988	70	1:30.080	1:57.317
31	30.970	2:09.920	32	52.571	2:01.448	31	1:11.827	2:01.297	7	1:41.769	2:12.490	26	1:31.627	1:57.929
7	31.158	2:08.025	7	52.689	2:03.125	94	1:14.892	2:04.721						
84	32.441	2:09.271	14	57.740	2:05.324	18	1:15.248	2:03.966						
32	32.717	2:07.590	84	57.776	2:06.929	14	1:21.952	2:05.123						
14	34.010	2:11.524	21	1:04.771	2:09.552	84	1:22.326	2:05.461						
19	35.509	2:11.979	35	1:05.349	2:09.550	35	1:36.792	2:12.354						
21	36.813	2:12.850	19	1:07.224	2:13.309	21	1:36.961	2:13.101						
35	37.393	2:12.586												
8	1:04.706	2:37.390												

John Deere Invitation Series for T Types & MGA's + MGCC MGA Race

RACE 1 - LAP CHART

Lap 6			Lap 7			Lap 8		
No	Behind	Laptime	No	Behind	Laptime	No	Behind	Laptime
52		1:43.200	52		1:43.559	52		1:50.019
32	1.818	2:00.914	70	1.594	1:58.273	12	1.440	1:59.787
16	9.058	2:03.690	26	3.845	1:58.977	6	2.257	2:00.378
18	10.904	2:01.535	32	19.277	2:01.018	10	6.169	1:58.119
7	15.659	1:59.477	16	26.665	2:01.166	70	11.165	1:59.590
94	16.958	2:05.796	7	27.186	1:55.086	26	14.864	2:01.038
31	18.596	2:01.462	18	29.870	2:02.525	32	33.611	2:04.353
38	19.279	1:47.795	24	35.558	1:48.840	7	34.024	1:56.857
84	27.033	2:05.303	94	38.264	2:04.865	24	36.230	1:50.691
14	27.947	2:05.462	31	39.129	2:04.092	16	38.926	2:02.280
24	30.277	1:47.721	38	40.303	2:04.583	18	42.637	2:02.786
21	48.552	2:10.879	14	47.935	2:03.547	94	52.016	2:03.771
35	50.806	2:10.304	84	49.748	2:06.274	31	52.445	2:03.335
2	1:03.476	1:53.371	2	1:12.041	1:52.124	38	59.488	2:09.204
88	1:03.688	1:52.176	88	1:12.387	1:52.258	14	1:05.245	2:07.329
17	1:05.844	1:51.387	17	1:13.216	1:50.931	84	1:05.745	2:06.016
4	1:09.390	1:52.736	21	1:13.443	2:08.450	8	1:10.690	3:14.306
9	1:11.475	1:53.255	35	1:14.769	2:07.522	2	1:13.720	1:51.698
28	1:15.599	1:54.813	9	1:35.439	2:07.523	88	1:14.298	1:51.930
86	1:24.750	1:54.301	25	1:41.160	1:58.809	17	1:15.242	1:52.045
25	1:25.910	1:54.766	86	1:42.167	2:00.976	21	1:31.065	2:07.641
27	1:26.683	1:54.869	98	1:44.416	2:01.042	35	1:31.417	2:06.667
98	1:26.933	1:54.680	27	1:44.627	2:01.503	9	1:43.077	1:57.657
8	1:29.962	3:01.424	28	1:46.428	2:14.388	25	1:48.064	1:56.923
12	1:35.231	1:57.025				86	1:49.093	1:56.945
6	1:35.457	1:57.018				27	1:50.538	1:55.930
10	1:41.628	1:57.661				28	1:51.667	1:55.258
						98	1:52.644	1:58.247

MGCC MG Trophy Championship iaw Motorsportads.co.uk
QUALIFYING - RACE 2 - CLASSIFICATION

POS	NO	CL	NAME	ENTRY	TIME	ON	LAPS	GAP	DIFF	MPH
1	1	B	Paul WALLACE	MG ZR	1:37.592	7	8			82.95
2	2	B	Malcolm GAMMONS	MG ZR	1:37.606	7	9	0.014	0.014	82.94
3	77	B	Chris BRAY	MG ZR	1:38.209	5	8	0.617	0.603	82.43
4	79	B	Ben JACQUES	MG ZR	1:38.374	6	9	0.782	0.165	82.29
5	3	B	Dean CLEMENTS	MG ZR	1:38.837	4	9	1.245	0.463	81.90
6	99	B	Nick BARFOOT	MG ZR	1:39.131	9	9	1.539	0.294	81.66
7	8	B	Sean PETERS	MG ZR	1:40.136	4	9	2.544	1.005	80.84
8	83	B	David COULTHARD	MG ZR	1:40.258	7	9	2.666	0.122	80.74
9	11	A	Bolaji ODUNSI	MG TF	1:40.604	4	9	3.012	0.346	80.46
10	85	A	Robert CAMPBELL	MG TF	1:41.123	6	8	3.531	0.519	80.05
11	6	A	Goff HOLMES	MG TF	1:41.277	6	9	3.685	0.154	79.93
12	9	A	Robert DAY	MG TF	1:42.155	2	7	4.563	0.878	79.24
13	57	B	Michael WEIDNER	MG ZR	1:42.303	8	8	4.711	0.148	79.13
14	58	A	Ross WOODHOUSE	MG TF	1:42.431	8	8	4.839	0.128	79.03
15	12	A	Philip STANDISH	MG TF	1:43.481	8	8	5.889	1.050	78.23
16	55	A	Rachel DAVIES	MG TF	1:44.864	7	8	7.272	1.383	77.19
17	10	A	Paul PHIPPS	MG TF	1:45.034	3	3	7.442	0.170	77.07
18	44	C	Alistair RUSHFORTH	MG ZR	1:45.285	8	8	7.693	0.251	76.89
19	4	C	John BROWN	MG ZR	1:45.781	6	8	8.189	0.496	76.53
20	28	C	Dave BROWN	MG ZR	1:46.344	4	8	8.752	0.563	76.12
21	7	C	Charlie BROWN	MG ZR	1:47.466	7	8	9.874	1.122	75.33
22	56	C	Mark WEIDNER	MG ZR	1:47.533	7	7	9.941	0.067	75.28
23	72	F	Andrew RADFORD	MGF VVC	1:48.687	8	8	11.095	1.154	74.48
24	5	C	Charles HAZEL	MG ZR	1:48.734	7	8	11.142	0.047	74.45
25	42	C	Suzanne DIGNAN	MG ZR	1:49.382	5	8	11.790	0.648	74.01
26	23	A	Stephen FURNESS	MG F	1:51.394	5	8	13.802	2.012	72.67

Weather / Track : Cloudy / Dry

Silverstone International
 Circuit Length = 2.2487 miles
 Start: 09:20 End: 09:37

These results are provisional until the conclusion of any judicial and technical matters.

Clerk of Course :		Timekeeper :
-------------------	--	--------------

MGCC MG Trophy Championship iaw Motorsportads.co.uk

QUALIFYING - RACE 2 - LAP ANALYSIS

1	Paul WALLACE		MG ZR	
1		2:15.929	5	2:03.475
2		2:04.703	6	1:38.249
3		1:38.941	7	1:37.592
4		1:39.370	8	1:38.197
2	Malcolm GAMMONS		MG ZR	
1		1:45.435	6	1:37.940
2		1:42.129	7	1:37.606
3		1:38.804	8	1:38.813
4		1:38.650	9	1:37.990
5		1:47.184	10	
3	Dean CLEMENTS		MG ZR	
1		1:43.434	6	1:39.153
2		1:51.359	7	1:39.294
3		1:39.318	8	1:39.235
4		1:38.837	9	1:39.190
5		1:40.530	10	
4	John BROWN		MG ZR	
1		2:03.583	5	1:47.134
2		1:48.401	6	1:45.781
3		1:47.459	7	1:48.034
4		1:46.372	8	1:46.205
5	Charles HAZEL		MG ZR	
1		1:54.518	5	1:49.521
2		1:51.797	6	1:51.803
3		1:51.790	7	1:48.734
4		1:48.926	8	1:49.593
6	Goff HOLMES		MG TF	
1		1:46.752	6	1:41.277
2		1:43.446	7	1:44.658
3		1:43.559	8	1:44.038
4		1:42.103	9	1:43.373
5		1:42.625	10	
7	Charlie BROWN		MG ZR	
1		1:53.559	5	1:49.143
2		1:50.877	6	1:48.081
3		1:48.682	7	1:47.466
4		1:47.810	8	1:48.748
8	Sean PETERS		MG ZR	
1		1:53.176	6	1:40.813
2		1:44.013	7	1:40.550
3		1:43.149	8	1:40.545
4		1:40.136	9	1:40.570
5		1:42.074	10	
9	Robert DAY		MG TF	
1		1:47.121	5	1:43.536
2		1:42.155	6	4:51.691
3		1:44.918	7	1:43.644
4		1:42.598	8	
10	Paul PHIPPS		MG TF	
1		2:03.538	3	1:45.034
2		1:47.099	4	

Silverstone International
Circuit Length = 3619 metres
Start: 09:20 End: 09:37

Weather / Track : Cloudy / Dry

MGCC MG Trophy Championship iaw Motorsportads.co.uk

QUALIFYING - RACE 2 - LAP ANALYSIS

11	Bolaji ODUNSI		MG TF
1		1:48.022	6 1:41.156
2		1:41.636	7 1:43.052
3		1:41.630	8 1:42.860
4		1:40.604	9 1:42.911
5		1:42.174	10
12	Philip STANDISH		MG TF
1		2:13.119	5 1:43.790
2		1:49.255	6 1:44.421
3		1:50.650	7 1:45.902
4		1:51.006	8 1:43.481
23	Stephen FURNESS		MG F
1		2:06.141	5 1:51.394
2		1:52.363	6 1:55.348
3		1:52.965	7 1:55.633
4		1:54.959	8 1:51.893
28	Dave BROWN		MG ZR
1		1:55.602	5 1:48.775
2		1:50.358	6 1:47.967
3		1:47.440	7 1:49.579
4		1:46.344	8 1:47.583
42	Suzanne DIGNAN		MG ZR
1		2:08.182	5 1:49.382
2		1:56.650	6 1:49.731
3		1:51.787	7 1:50.995
4		1:50.998	8 1:56.254
44	Alistair RUSHFORTH		MG ZR
1		2:02.184	5 1:47.628
2		1:55.904	6 1:47.133
3		1:53.370	7 1:46.212
4		1:50.714	8 1:45.285
55	Rachel DAVIES		MG TF
1		1:54.686	5 1:45.275
2		1:48.410	6 1:45.434
3		1:45.932	7 1:44.864
4		1:45.252	8 1:46.203
56	Mark WEIDNER		MG ZR
1		2:00.928	5 1:49.300
2		1:51.400	6 1:49.085
3		1:51.343	7 1:47.533
4		1:50.170	8
57	Michael WEIDNER		MG ZR
1		2:02.925	5 1:42.433
2		1:50.413	6 1:42.797
3		1:45.326	7 1:43.735
4		1:43.452	8 1:42.303
58	Ross WOODHOUSE		MG TF
1		2:09.838	5 1:42.891
2		1:44.467	6 1:42.800
3		1:42.771	7 1:42.555
4		1:43.256	8 1:42.431

Silverstone International
 Circuit Length = 3619 metres
 Start: 09:20 End: 09:37


Weather / Track : Cloudy / Dry

MGCC MG Trophy Championship iaw Motorsportads.co.uk
QUALIFYING - RACE 2 - LAP ANALYSIS

72	Andrew RADFORD		MGF VVC	
1		2:16.947	5	1:49.783
2		2:03.289	6	1:51.785
3		1:55.985	7	1:50.767
4		1:51.545	8	1:48.687
77	Chris BRAY		MG ZR	
1		2:22.694	5	1:38.209
2		1:55.162	6	1:40.914
3		1:38.937	7	1:48.995
4		1:38.317	8	1:38.328
79	Ben JACQUES		MG ZR	
1		1:48.766	6	1:38.374
2		1:42.501	7	1:40.700
3		1:39.645	8	1:39.368
4		1:39.536	9	1:39.162
5		1:40.103	10	
83	David COULTHARD		MG ZR	
1		1:58.965	6	1:40.479
2		1:44.407	7	1:40.258
3		1:40.855	8	1:40.310
4		1:40.800	9	1:40.480
5		1:42.447	10	
85	Robert CAMPBELL		MG TF	
1		2:35.960	5	1:41.890
2		1:44.106	6	1:41.123
3		1:42.239	7	1:54.141
4		1:43.338	8	1:41.608
99	Nick BARFOOT		MG ZR	
1		1:43.806	6	1:40.530
2		1:42.174	7	1:41.359
3		1:39.890	8	1:40.361
4		1:39.314	9	1:39.131
5		1:39.690	10	

MGCC MG Trophy Championship iaw Motorsportads.co.uk

RACE 2 - GRID

ROW 13	1:49.382 42 Suzanne DIGNAN	1:51.394 23 Stephen FURNESS
ROW 12	1:48.687 72 Andrew RADFORD	1:48.734 5 Charles HAZEL
ROW 11	1:47.466 7 Charlie BROWN	1:47.533 56 Mark WEIDNER
ROW 10	1:45.781 4 John BROWN	1:46.344 28 Dave BROWN
ROW 9	1:45.034 10 Paul PHIPPS	1:45.285 44 Alistair RUSHFORTH
ROW 8	1:43.481 12 Philip STANDISH	1:44.864 55 Rachel DAVIES
ROW 7	1:42.303 57 Michael WEIDNER	1:42.431 58 Ross WOODHOUSE
ROW 6	1:41.277 6 Goff HOLMES	1:42.155 9 Robert DAY
ROW 5	1:40.604 11 Bolaji ODUNSI	1:41.123 85 Robert CAMPBELL
ROW 4	1:40.136 8 Sean PETERS	1:40.258 83 David COULTHARD
ROW 3	1:38.837 3 Dean CLEMENTS	1:39.131 99 Nick BARFOOT
ROW 2	1:38.209 77 Chris BRAY	1:38.374 79 Ben JACQUES
ROW 1	1:37.592 1 Paul WALLACE	1:37.606 2 Malcolm GAMMONS
Pole		
		

tar 9 please fit Timing Transponder

Weather / Track : Cloudy / Dry

These results are provisional until the conclusion of any judicial and technical matters.

Clerk of Course :

Timekeeper :

MGCC MG Trophy Championship iaw Motorsportads.co.uk
RACE 2 - CLASSIFICATION

POS	NO	CL	NAME	ENTRY	LAPS	TIME	GAP	DIFF	MPH	BEST	ON
1	2	B	Malcolm GAMMONS	MG ZR	8	13:19.145			81.04	1:38.661	5
2	1	B	Paul WALLACE	MG ZR	8	13:19.447	0.302	0.302	81.01	1:38.080	5
3	77	B	Chris BRAY	MG ZR	8	13:20.351	1.206	0.904	80.91	1:38.349	5
4	79	B	Ben JACQUES	MG ZR	8	13:26.613	7.468	6.262	80.29	1:39.069	3
5	3	B	Dean CLEMENTS	MG ZR	8	13:27.209	8.064	0.596	80.23	1:39.181	4
6	99	B	Nick BARFOOT	MG ZR	8	13:32.639	13.494	5.430	79.69	1:39.600	5
7	83	B	David COULTHARD	MG ZR	8	13:38.122	18.977	5.483	79.16	1:40.717	4
8	8	B	Sean PETERS	MG ZR	8	13:40.078	20.933	1.956	78.97	1:40.623	4
9	85	A	Robert CAMPBELL	MG TF	8	13:42.942	23.797	2.864	78.69	1:40.684	3
10	9	A	Robert DAY	MG TF	8	13:59.507	40.362	16.565	77.14	1:42.966	3
11	58	A	Ross WOODHOUSE	MG TF	8	13:59.867	40.722	0.360	77.11	1:41.089	4
12	10	A	Paul PHIPPS	MG TF	8	14:01.159	42.014	1.292	76.99	1:42.867	3
13	12	A	Philip STANDISH	MG TF	8	14:09.435	50.290	8.276	76.24	1:44.308	2
14	4	C	John BROWN	MG ZR	8	14:20.122	1:00.977	10.687	75.29	1:45.827	3
15	44	C	Alistair RUSHFORTH	MG ZR	8	14:20.409	1:01.264	0.287	75.27	1:45.601	5
16	28	C	Dave BROWN	MG ZR	8	14:34.842	1:15.697	14.433	74.02	1:47.371	4
17	56	C	Mark WEIDNER	MG ZR	8	14:35.101	1:15.956	0.259	74.00	1:47.237	3
18	23	A	Stephen FURNESS	MG F	8	14:41.393	1:22.248	6.292	73.47	1:47.284	7
19	72	F	Andrew RADFORD	MGF VVC	8	14:45.118	1:25.973	3.725	73.16	1:48.141	2
20	7	C	Charlie BROWN	MG ZR	8	14:45.252	1:26.107	0.134	73.15	1:47.760	4
21	5	C	Charles HAZEL	MG ZR	8	14:57.870	1:38.725	12.618	72.13	1:48.766	2
22	42	C	Suzanne DIGNAN	MG ZR	8	15:00.263	1:41.118	2.393	71.93	1:50.052	3

NOT CLASSIFIED

DNF 11	A	Bolaji ODUNSI	MG TF	6	11:18.686	2 laps	2 laps	71.56	1:43.112	3
DNF 57	B	Michael WEIDNER	MG ZR	4	6:59.042	4 laps	2 laps	77.27	1:41.926	3
DNF 55	A	Rachel DAVIES	MG TF	2	3:51.280	6 laps	2 laps	70.00	1:46.540	1

FASTEST LAP

85	A	Robert CAMPBELL	MG TF	3	1:40.684	80.40 mph	129.39 kph
1	B	Paul WALLACE	MG ZR	5	1:38.080	82.53 mph	132.83 kph
44	C	Alistair RUSHFORTH	MG ZR	5	1:45.601	76.66 mph	123.37 kph
72	F	Andrew RADFORD	MGF VVC	2	1:48.141	74.86 mph	120.47 kph

Weather / Track : Cloudy / Dry

These results are provisional until the conclusion of any judicial and technical matters.

Silverstone International
 Circuit Length = 2.2487 miles
 Start: 13:41 End: 13:57

Clerk of Course :	Timekeeper :
-------------------	--------------

MGCC MG Trophy Championship iaw Motorsportads.co.uk

RACE 2 - LAP CHART

Lap 1			Lap 2			Lap 3			Lap 4			Lap 5		
No	Behind	Laptime	No	Behind	Laptime	No	Behind	Laptime	No	Behind	Laptime	No	Behind	Laptime
1		1:40.632	1		1:38.820	2		1:38.993	2		1:39.651	2		1:38.661
2	0.642	1:41.310	2	0.518	1:38.696	1	0.272	1:39.783	1	0.849	1:40.228	1	0.268	1:38.080
77	1.599	1:42.114	77	1.298	1:38.519	77	0.621	1:38.834	77	1.146	1:40.176	77	0.834	1:38.349
3	2.582	1:42.786	3	3.758	1:39.996	3	3.698	1:39.451	3	3.228	1:39.181	3	3.911	1:39.344
79	3.339	1:43.536	79	5.124	1:40.605	79	4.682	1:39.069	79	5.093	1:40.062	79	5.686	1:39.254
99	3.716	1:43.754	99	5.346	1:40.450	99	5.883	1:40.048	99	6.345	1:40.113	99	7.284	1:39.600
8	4.081	1:43.845	85	7.438	1:41.586	85	8.611	1:40.684	85	9.918	1:40.958	85	13.289	1:42.032
85	4.672	1:43.753	8	7.597	1:42.336	8	9.329	1:41.243	8	10.301	1:40.623	8	13.455	1:41.815
11	5.242	1:44.589	83	8.117	1:40.867	83	10.045	1:41.439	83	11.111	1:40.717	83	13.788	1:41.338
9	5.913	1:44.349	11	10.801	1:44.379	11	14.402	1:43.112	11	18.470	1:43.719	9	25.941	1:45.763
83	6.070	1:45.448	9	11.478	1:44.385	9	14.933	1:42.966	9	18.839	1:43.557	58	29.663	1:48.163
10	8.196	1:45.940	10	12.573	1:43.197	10	15.929	1:42.867	57	19.105	1:42.374	10	30.395	1:49.431
55	8.578	1:46.540	57	13.967	1:43.411	57	16.382	1:41.926	10	19.625	1:43.347	12	33.530	1:45.706
57	9.376	1:47.493	12	15.567	1:44.308	58	18.723	1:42.176	58	20.161	1:41.089	4	39.831	1:46.503
12	10.079	1:47.800	58	16.058	1:41.373	12	20.695	1:44.639	12	26.485	1:45.441	44	40.644	1:45.601
4	11.632	1:48.757	4	19.330	1:46.518	4	25.646	1:45.827	4	31.989	1:45.994	11	46.103	2:06.294
44	12.855	1:50.236	44	20.306	1:46.271	44	27.704	1:46.909	44	33.704	1:45.651	28	50.072	1:49.171
58	13.505	1:51.662	28	23.110	1:47.956	28	31.842	1:48.243	28	39.562	1:47.371	56	51.543	1:49.476
28	13.974	1:50.255	56	24.807	1:48.163	56	32.533	1:47.237	56	40.728	1:47.846	72	57.017	1:50.723
7	15.198	1:51.198	72	25.237	1:48.141	72	36.277	1:50.551	72	44.955	1:48.329	23	57.182	1:49.847
56	15.464	1:51.065	7	25.479	1:49.101	7	37.603	1:51.635	7	45.712	1:47.760	7	57.792	1:50.741
72	15.916	1:51.524	5	26.606	1:48.766	23	37.838	1:50.639	23	45.996	1:47.809	42	1:09.435	1:51.895
5	16.660	1:51.651	23	26.710	1:48.647	5	38.466	1:51.371	42	56.201	1:52.663	5	1:10.075	1:50.263
23	16.883	1:51.682	55	30.505	2:00.747	42	43.189	1:50.052	5	58.473	1:59.658			
42	19.055	1:53.284	42	32.648	1:52.413									

MGCC MG Trophy Championship iaw Motorsportads.co.uk

RACE 2 - LAP CHART


Lap 6			Lap 7			Lap 8		
No	Behind	Laptime	No	Behind	Laptime	No	Behind	Laptime
2		1:39.951	2		1:39.631	2		1:40.965
77	0.286	1:39.403	77	0.244	1:39.589	1	0.302	1:40.671
1	0.951	1:40.634	1	0.596	1:39.276	77	1.206	1:41.927
79	6.478	1:40.743	79	7.168	1:40.321	79	7.468	1:41.265
3	6.821	1:42.861	3	7.591	1:40.401	3	8.064	1:41.438
99	8.122	1:40.789	99	13.596	1:45.105	99	13.494	1:40.863
83	16.164	1:42.327	83	18.349	1:41.816	83	18.977	1:41.593
8	18.209	1:44.705	8	20.900	1:42.322	8	20.933	1:40.998
85	18.245	1:44.907	85	21.933	1:43.319	85	23.797	1:42.829
9	31.551	1:45.561	58	36.890	1:42.457	9	40.362	1:44.194
58	34.064	1:44.352	9	37.133	1:45.213	58	40.722	1:44.797
10	34.696	1:44.252	10	38.990	1:43.925	10	42.014	1:43.989
12	40.043	1:46.464	12	46.241	1:45.829	12	50.290	1:45.014
4	47.159	1:47.279	4	55.091	1:47.563	4	1:00.977	1:46.851
44	47.676	1:46.983	44	55.481	1:47.436	44	1:01.264	1:46.748
28	59.605	1:49.484	28	1:08.039	1:48.065	28	1:15.697	1:48.623
56	1:00.286	1:48.694	56	1:08.739	1:48.084	56	1:15.956	1:48.182
23	1:06.677	1:49.446	23	1:14.330	1:47.284	23	1:22.248	1:48.883
72	1:07.526	1:50.460	72	1:17.690	1:49.795	72	1:25.973	1:49.248
7	1:08.314	1:50.473	7	1:18.075	1:49.392	7	1:26.107	1:48.997
11	1:20.137	2:13.985	5	1:30.333	1:49.217	5	1:38.725	1:49.357
5	1:20.747	1:50.623	42	1:31.916	1:50.215	42	1:41.118	1:50.167
42	1:21.332	1:51.848						

MGCC MG Trophy Championship iaw Motorsportads.co.uk

RACE 12 - GRID - AMENDED

ROW 13	72 Andrew RADFORD	23 Stephen FURNESS
ROW 12	56 Mark WEIDNER	42 Suzanne DIGNAN
ROW 11	7 Charlie BROWN	5 Charles HAZEL
ROW 10	10 Paul PHIPPS	28 Dave BROWN
ROW 9	4 John BROWN	44 Alistair RUSHFORTH
ROW 8	12 Philip STANDISH	55 Rachel DAVIES
ROW 7	58 Ross WOODHOUSE	9 Robert DAY
ROW 6	6 Goff HOLMES	57 Michael WEIDNER
ROW 5	11 Bolaji ODUNSI	85 Robert CAMPBELL
ROW 4	83 David COULTHARD	8 Sean PETERS
ROW 3	79 Ben JACQUES	99 Nick BARFOOT
ROW 2	77 Chris BRAY	3 Dean CLEMENTS
ROW 1	2 Malcolm GAMMONS	1 Paul WALLACE

Pole



Weather / Track : Cloudy / Wet

Silverstone International
Circuit Length = 2.2487 miles

These results are provisional until the conclusion of any judicial and technical matters.

Clerk of Course :

Timekeeper :

MGCC MG Trophy Championship iaw Motorsportads.co.uk
RACE 12 - CLASSIFICATION

POS	NO	CL	NAME	ENTRY	LAPS	TIME	GAP	DIFF	MPH	BEST	ON
1	2	B	Malcolm GAMMONS	MG ZR	8	14:35.010			74.01	1:47.393	3
2	77	B	Chris BRAY	MG ZR	8	14:36.008	0.998	0.998	73.93	1:47.785	2
3	1	B	Paul WALLACE	MG ZR	8	14:37.364	2.354	1.356	73.81	1:47.283	2
4	3	B	Dean CLEMENTS	MG ZR	8	14:49.933	14.923	12.569	72.77	1:48.822	3
5	99	B	Nick BARFOOT	MG ZR	8	14:51.573	16.563	1.640	72.63	1:49.076	3
6	79	B	Ben JACQUES	MG ZR	8	15:12.094	37.084	20.521	71.00	1:50.096	4
7	8	B	Sean PETERS	MG ZR	8	15:15.332	40.322	3.238	70.75	1:52.249	3
8	57	B	Michael WEIDNER	MG ZR	8	15:15.611	40.601	0.279	70.73	1:51.569	6
9	58	A	Ross WOODHOUSE	MG TF	8	15:20.014	45.004	4.403	70.39	1:52.816	4
10	83	B	David COULTHARD	MG ZR	8	15:22.165	47.155	2.151	70.23	1:52.307	3
11	6	A	Goff HOLMES	MG TF	8	15:39.543	1:04.533	17.378	68.93	1:53.813	3
12	9	A	Robert DAY	MG TF	8	15:46.184	1:11.174	6.641	68.44	1:54.709	3
13	12	A	Philip STANDISH	MG TF	8	15:46.459	1:11.449	0.275	68.42	1:56.041	4
14	11	A	Bolaji ODUNSI	MG TF	8	15:47.510	1:12.500	1.051	68.35	1:56.141	4
15	55	A	Rachel DAVIES	MG TF	7	14:38.770	1 lap	1 lap	64.48	2:03.666	5
16	44	C	Alistair RUSHFORTH	MG ZR	7	14:42.116	1 lap	3.346	64.24	2:04.341	6
17	56	C	Mark WEIDNER	MG ZR	7	14:49.096	1 lap	6.980	63.73	2:04.003	6
18	7	C	Charlie BROWN	MG ZR	7	14:55.426	1 lap	6.330	63.28	2:05.000	4
19	28	C	Dave BROWN	MG ZR	7	14:55.985	1 lap	0.559	63.24	2:04.888	6
20	4	C	John BROWN	MG ZR	7	14:57.112	1 lap	1.127	63.16	2:05.067	5
21	85	A	Robert CAMPBELL	MG TF	7	15:06.683	1 lap	9.571	62.50	2:03.121	3
22	23	A	Stephen FURNESS	MG F	7	15:06.971	1 lap	0.288	62.48	2:05.454	3
23	5	C	Charles HAZEL	MG ZR	7	15:11.961	1 lap	4.990	62.13	2:07.556	4
24	72	F	Andrew RADFORD	MGF VVC	7	16:02.895	1 lap	50.934	58.85	2:12.487	3
NOT CLASSIFIED											
DNF	42	C	Suzanne DIGNAN	MG ZR	3	6:33.802	5 laps	4 laps	61.67	2:03.013	3
DNF	10	A	Paul PHIPPS	MG TF	0	06.487					
FASTEST LAP											
58	A	Ross WOODHOUSE	MG TF	4	1:52.816		71.75 mph		115.48 kph		
1	B	Paul WALLACE	MG ZR	2	1:47.283		75.45 mph		121.43 kph		
42	C	Suzanne DIGNAN	MG ZR	3	2:03.013		65.80 mph		105.91 kph		
72	F	Andrew RADFORD	MGF VVC	3	2:12.487		61.10 mph		98.33 kph		

Weather / Track : Cloudy / Wet

These results are provisional until the conclusion of any judicial and technical matters.

Silverstone International
 Circuit Length = 2.2487 miles
 Start: 14:36 End: 14:57

Clerk of Course :	Timekeeper :
-------------------	--------------

MGCC MG Trophy Championship iaw Motorsportads.co.uk

RACE 12 - LAP CHART

Lap 1			Lap 2			Lap 3			Lap 4			Lap 5		
No	Behind	Laptime	No	Behind	Laptime	No	Behind	Laptime	No	Behind	Laptime	No	Behind	Laptime
2		1:49.952	2		1:47.658	2		1:47.393	2		1:49.604	2		1:48.506
1	0.934	1:50.554	1	0.559	1:47.283	1	0.661	1:47.495	1	0.041	1:48.984	1	0.617	1:49.082
77	1.544	1:51.061	77	1.671	1:47.785	77	2.276	1:47.998	77	0.689	1:48.017	77	1.031	1:48.848
3	2.931	1:52.202	3	4.332	1:49.059	3	5.761	1:48.822	3	5.711	1:49.554	72	7.988	2:15.827
99	3.559	1:52.494	99	5.941	1:50.040	99	7.624	1:49.076	99	8.496	1:50.476	3	8.550	1:51.345
79	4.770	1:53.779	83	14.677	1:53.433	83	19.591	1:52.307	83	22.417	1:52.430	99	10.474	1:50.484
83	8.902	1:57.203	8	15.550	1:53.460	8	20.406	1:52.249	8	23.644	1:52.842	83	27.761	1:53.850
8	9.748	1:58.004	58	15.969	1:53.335	58	21.791	1:53.215	79	24.353	1:50.096	8	28.385	1:53.247
58	10.292	1:57.495	6	19.712	1:54.007	79	23.861	1:50.342	58	25.003	1:52.816	79	28.753	1:52.906
11	13.192	2:01.138	57	20.056	1:53.990	6	26.132	1:53.813	57	28.715	1:51.884	58	30.012	1:53.515
6	13.363	2:00.915	79	20.912	2:03.800	57	26.435	1:53.772	6	31.296	1:54.768	57	33.604	1:53.395
57	13.724	2:00.860	9	24.500	1:56.241	9	31.816	1:54.709	9	37.962	1:55.750	6	38.625	1:55.835
12	15.676	2:02.521	11	25.237	1:59.703	11	34.246	1:56.402	11	40.783	1:56.141	9	47.054	1:57.598
9	15.917	2:02.608	12	25.771	1:57.753	12	34.963	1:56.585	12	41.400	1:56.041	12	48.998	1:56.104
44	18.567	2:04.725	44	35.964	2:05.055	55	52.473	2:03.767	55	1:06.784	2:03.915	11	49.835	1:57.558
55	20.069	2:06.602	55	36.099	2:03.688	44	54.070	2:05.499	44	1:08.998	2:04.532	55	1:21.944	2:03.666
4	24.757	2:10.644	4	43.466	2:06.367	4	1:01.909	2:05.836	4	1:18.141	2:05.836	44	1:25.615	2:05.123
28	26.441	2:09.454	28	45.553	2:06.770	7	1:03.666	2:05.161	7	1:19.062	2:05.000	4	1:34.702	2:05.067
7	27.222	2:10.295	7	45.898	2:06.334	56	1:04.111	2:04.073	56	1:19.536	2:05.029	56	1:35.704	2:04.674
5	29.891	2:11.608	56	47.431	2:04.963	85	1:04.746	2:03.121	85	1:20.560	2:05.418	7	1:36.319	2:05.763
56	30.126	2:11.292	85	49.018	2:05.279	28	1:05.548	2:07.388	28	1:22.127	2:06.183	28	1:39.594	2:05.973
42	30.802	2:11.572	5	50.781	2:08.548	42	1:06.680	2:03.013	23	1:25.433	2:05.485	85	1:40.685	2:08.631
85	31.397	2:19.399	42	51.060	2:07.916	23	1:09.552	2:05.454	5	1:29.809	2:07.556	23	1:43.741	2:06.814
23	31.784	2:09.199	23	51.491	2:07.365	5	1:11.857	2:08.469						
72	39.272	2:16.000	72	1:05.177	2:13.563	72	1:30.271	2:12.487						

MGCC MG Trophy Championship iaw Motorsportads.co.uk

RACE 12 - LAP CHART

Lap 6			Lap 7			Lap 8		
No	Behind	Laptime	No	Behind	Laptime	No	Behind	Laptime
2		1:48.428	2		1:51.609	2		1:49.741
1	0.482	1:48.293	1	0.169	1:51.296	77	0.998	1:50.044
77	1.513	1:48.910	77	0.695	1:50.791	1	2.354	1:51.926
5	2.160	2:09.285	7	3.857	2:07.575	55	3.760	2:05.661
3	11.845	1:51.723	28	4.445	2:04.888	44	7.106	2:06.928
99	14.559	1:52.513	4	5.362	2:10.697	56	14.086	2:04.157
83	33.333	1:54.000	85	12.061	2:11.413	3	14.923	1:52.339
79	33.746	1:53.421	3	12.325	1:52.089	99	16.563	1:52.206
8	34.627	1:54.670	99	14.098	1:51.148	7	20.416	2:06.300
58	35.460	1:53.876	23	15.273	2:11.569	28	20.975	2:06.271
57	36.745	1:51.569	5	18.740	2:08.189	4	22.102	2:06.481
72	37.877	2:18.317	79	34.680	1:52.543	85	31.673	2:09.353
6	46.406	1:56.209	83	36.051	1:54.327	23	31.961	2:06.429
9	56.777	1:58.151	8	36.862	1:53.844	5	36.951	2:07.952
12	58.278	1:57.708	57	37.658	1:52.522	79	37.084	1:52.145
11	59.155	1:57.748	58	38.356	1:54.505	8	40.322	1:53.201
55	1:39.449	2:05.933	6	54.343	1:59.546	57	40.601	1:52.684
44	1:41.528	2:04.341	9	1:02.798	1:57.630	58	45.004	1:56.389
56	1:51.279	2:04.003	72	1:02.799	2:16.531	83	47.155	2:00.845
			12	1:03.496	1:56.827	6	1:04.533	1:59.931
			11	1:04.164	1:56.618	9	1:11.174	1:58.117
						12	1:11.449	1:57.694
						11	1:12.500	1:58.077
						72	1:27.885	2:14.827
						2		1:49.741
						77	0.998	1:50.044

Strata 21 BCV8 Championship

QUALIFYING - RACE 3 - CLASSIFICATION

POS	NO	CL	NAME	ENTRY	TIME	ON	LAPS	GAP	DIFF	MPH
1	94	D	John WILSON	MGB GT V8	1:31.469	3	9			88.50
2	97	D	Adrian BEER	MGB GT V8	1:31.620	8	8	0.151	0.151	88.35
3	96	D	Paul SIBLEY	MGB Roadster	1:33.646	7	9	2.177	2.026	86.44
4	84	D	Peter COLLIS	MGB V8	1:34.017	6	8	2.548	0.371	86.10
5	78	C	Joe PARRINGTON	MGB GT V8	1:36.457	3	9	4.988	2.440	83.92
6	92	D	Roy MCCARTHY	MGB GT V8	1:36.591	3	9	5.122	0.134	83.81
7	80	C	Paul WHITE	MGB GT V8	1:37.351	4	4	5.882	0.760	83.15
8	73	C	Piers TOWNSEND	MGB	1:38.478	5	8	7.009	1.127	82.20
9	51	B	Russell MCCARTHY	MGB	1:40.924	4	5	9.455	2.446	80.21
10	83	C	Phil WALKER	MGB GT V8	1:41.828	5	8	10.359	0.904	79.50
11	35	B	Tom JONES	MGB	1:41.846	7	8	10.377	0.018	79.48
12	75	C	Martin HALL	MGB	1:42.319	3	8	10.850	0.473	79.11
13	45	B	Mike HARRIS	MGB	1:42.943	3	8	11.474	0.624	78.64
14	31	B	Jonnie WHEELER	MGB	1:44.149	5	7	12.680	1.206	77.72
15	58	B	Ian PRIOR	MGB	1:44.375	3	8	12.906	0.226	77.56
16	37	B	Barry HOLMES	MGB GT V8	1:44.739	5	8	13.270	0.364	77.29
17	34	B	Brian CAKEBREAD	MGB	1:44.902	8	8	13.433	0.163	77.17
18	82	C	Andrew RILEY	MGB	1:45.600	6	8	14.131	0.698	76.66
19	49	B	John HUTSON	MGB	1:45.895	4	8	14.426	0.295	76.44
20	22	AB	Bob LUFF	MGB	1:47.522	8	8	16.053	1.627	75.29
21	48	B	Mike BREEDON	MGB GT V8	1:49.082	7	8	17.613	1.560	74.21
22	40	B	Howard GRUNDON	MGB GT V8	1:49.300	6	8	17.831	0.218	74.06
23	42	B	Paul ATKINSON	MGB	1:49.307	5	8	17.838	0.007	74.06
24	38	B	Simon CRIPPS	MGB	1:50.661	8	8	19.192	1.354	73.15
25	12	AB	Gordon BRUCE	MGB	1:50.818	6	8	19.349	0.157	73.05
26	1	A	Rob MUIR	MGB	1:51.319	7	8	19.850	0.501	72.72
27	67	B	David HILL	MGB GT V8	1:51.450	3	8	19.981	0.131	72.63
28	4	A	Ken DEAMER	MGB	1:51.809	7	8	20.340	0.359	72.40
29	23	AB	Barry SIDERY-SMITH	MGB	1:53.907	2	3	22.438	2.098	71.07
30	6	A	Richard MCKOEN	MGB GT	1:54.122	6	7	22.653	0.215	70.93
31	8	A	Robert CROFT	MGB GT	1:54.365	7	7	22.896	0.243	70.78
32	2	A	Ian LONGHURST	MGB	1:56.604	6	7	25.135	2.239	69.42
33	5	A	Brian SMETHURST	MGB	1:57.650	7	7	26.181	1.046	68.80
34	10	A	Terry SAVOY	MGB GT	2:00.701	7	7	29.232	3.051	67.07

Car 23 Please fit Timing Transponder

Weather / Track : Cloudy / Dry

These results are provisional until the conclusion of any judicial and technical matters.

Silverstone International
Circuit Length = 2.2487 miles
Start: 09:40 End: 09:58

Clerk of Course :

Timekeeper :

Strata 21 BCV8 Championship
QUALIFYING - RACE 3 - LAP ANALYSIS

1	Rob MUIR		MGB	
1		1:58.458	5	1:52.274
2		1:57.285	6	1:51.939
3		1:52.600	7	1:51.319
4		1:54.256	8	1:56.511
2	Ian LONGHURST		MGB	
1		2:01.896	5	1:59.411
2		1:59.149	6	1:56.604
3		2:01.359	7	1:59.674
4		1:58.234	8	
4	Ken DEAMER		MGB	
1		2:01.151	5	1:53.207
2		1:54.301	6	1:52.333
3		1:52.577	7	1:51.809
4		1:52.436	8	1:51.916
5	Brian SMETHURST		MGB	
1		2:06.019	5	2:00.762
2		2:03.819	6	2:00.613
3		2:02.455	7	1:57.650
4		2:00.955	8	
6	Richard MCKOEN		MGB GT	
1		2:02.674	5	1:56.029
2		1:56.692	6	1:54.122
3		2:01.088	7	1:54.482P
4		1:56.437	8	
8	Robert CROFT		MGB GT	
1		2:02.451	5	1:54.650
2		1:57.883	6	1:55.696
3		2:03.881	7	1:54.365P
4		1:56.183	8	
10	Terry SAVOY		MGB GT	
1		2:11.425	5	2:02.907
2		2:06.876	6	2:02.038
3		2:06.233	7	2:00.701
4		2:02.628	8	
12	Gordon BRUCE		MGB	
1		1:59.353	5	1:52.404
2		1:54.786	6	1:50.818
3		1:52.772	7	1:51.072
4		1:51.665	8	1:51.244
22	Bob LUFF		MGB	
1		1:55.594	5	1:48.205
2		1:51.407	6	1:48.168
3		1:48.838	7	1:49.187
4		1:47.800	8	1:47.522
23	Barry SIDERY-SMITH		MGB	
1		2:05.453	3	1:55.746
2		1:53.907	4	
31	Jonnie WHEELER		MGB	
1		1:49.926	5	1:44.149
2		1:45.212	6	1:44.599
3		1:47.261	7	2:14.686P

Car 23 Please fit Timing Transponder

Weather / Track : Cloudy / Dry

www.msttiming.com

Silverstone International
 Circuit Length = 3619 metres
 Start: 09:40 End: 09:58

Strata 21 BCV8 Championship
QUALIFYING - RACE 3 - LAP ANALYSIS

4		1:47.677	8	
34	Brian CAKEBREAD		MGB	
1		1:58.889	5	1:46.021
2		1:51.398	6	1:47.073
3		1:47.375	7	1:44.918
4		1:47.340	8	1:44.902
35	Tom JONES		MGB	
1		1:47.866	5	1:43.492
2		1:43.848	6	1:42.044
3		1:42.055	7	1:41.846
4		1:42.176	8	1:43.760P
37	Barry HOLMES		MGB GT V8	
1		1:52.913	5	1:44.739
2		1:46.824	6	1:46.124
3		1:48.001	7	1:46.859
4		1:45.591	8	1:46.097
38	Simon CRIPPS		MGB	
1		1:56.598	5	1:52.713
2		1:54.715	6	1:53.649
3		1:53.126	7	1:50.871
4		1:51.517	8	1:50.661
40	Howard GRUNDON		MGB GT V8	
1		2:00.301	5	1:49.304
2		1:50.113	6	1:49.300
3		2:10.521	7	1:49.757
4		1:50.512	8	1:49.964
42	Paul ATKINSON		MGB	
1		1:59.901	5	1:49.307
2		1:50.915	6	1:49.377
3		1:52.176	7	1:49.678
4		1:57.926	8	1:51.614
45	Mike HARRIS		MGB	
1		1:50.535	5	1:43.852
2		1:43.647	6	1:43.277
3		1:42.943	7	1:43.207
4		1:43.525	8	2:04.576P
48	Mike BREEDON		MGB GT V8	
1		1:59.189	5	1:50.754
2		1:52.395	6	1:50.446
3		1:50.677	7	1:49.082
4		1:52.182	8	1:49.703
49	John HUTSON		MGB	
1		2:02.704	5	1:46.563
2		1:53.271	6	1:45.994
3		2:03.505	7	1:47.638
4		1:45.895	8	1:48.680
51	Russell MCCARTHY		MGB	
1		1:46.829	4	1:40.924
2		1:41.333	5	8:00.760
3		1:41.651	6	
58	Ian PRIOR		MGB	
1		1:51.159	5	1:45.671

Car 23 Please fit Timing Transponder

Weather / Track : Cloudy / Dry

www.msttiming.com

Silverstone International
 Circuit Length = 3619 metres
 Start: 09:40 End: 09:58

Strata 21 BCV8 Championship
QUALIFYING - RACE 3 - LAP ANALYSIS

2	1:48.653	6	1:45.303
3	1:44.375	7	1:46.225
4	1:45.117	8	1:46.650
67	David HILL	MGB GT V8	
1	1:58.097	5	1:53.630
2	2:07.332	6	1:54.685
3	1:51.450	7	1:56.869
4	1:51.633	8	1:53.686
73	Piers TOWNSEND	MGB	
1	1:50.089	5	1:38.478
2	1:42.248	6	1:38.780
3	1:39.638	7	1:38.552
4	1:38.509	8	1:39.201 P
75	Martin HALL	MGB	
1	1:53.241	5	2:05.735
2	1:44.151	6	1:46.130
3	1:42.319	7	1:42.659
4	1:42.454	8	1:43.104
78	Joe PARRINGTON	MGB GT V8	
1	1:44.155	6	1:40.399
2	1:36.862	7	1:38.189
3	1:36.457	8	1:38.061
4	1:36.729	9	1:38.449
5	1:38.333	10	
80	Paul WHITE	MGB GT V8	
1	2:04.972	3	1:43.964
2	1:38.081	4	1:37.351
82	Andrew RILEY	MGB	
1	2:03.840	5	1:45.779
2	1:59.534	6	1:45.600
3	1:49.177	7	1:46.062
4	1:48.334	8	1:45.613
83	Phil WALKER	MGB GT V8	
1	1:50.385	5	1:41.828
2	1:45.361	6	1:42.991
3	1:43.704	7	1:41.971
4	1:41.904	8	1:42.029 P
84	Peter COLLIS	MGB V8	
1	1:47.043	5	1:34.325
2	1:38.692	6	1:34.017
3	1:36.089	7	1:34.107
4	1:35.658	8	1:54.667 P
92	Roy MCCARTHY	MGB GT V8	
1	1:47.300	6	1:37.976
2	1:39.039	7	1:37.396
3	1:36.591	8	1:38.063
4	1:37.747	9	1:40.658
5	1:38.849	10	
94	John WILSON	MGB GT V8	
1	1:44.294	6	1:34.632
2	1:34.130	7	1:34.130
3	1:31.469	8	1:32.062
4	1:32.726	9	1:32.991
5	1:32.839	10	

Car 23 Please fit Timing Transponder

Weather / Track : Cloudy / Dry

www.msttiming.com

Silverstone International
 Circuit Length = 3619 metres
 Start: 09:40 End: 09:58

Strata 21 BCV8 Championship
QUALIFYING - RACE 3 - LAP ANALYSIS

96	Paul SIBLEY	MGB Roadster		
1		1:52.254	6	1:35.091
2		1:38.759	7	1:33.646
3		1:36.112	8	1:37.089
4		1:36.457	9	1:35.195
5		1:34.425	10	
97	Adrian BEER	MGB GT V8		
1		2:02.845	5	1:33.905
2		1:36.869	6	1:36.655
3		1:38.753	7	1:37.759
4		1:34.583	8	1:31.620P

Car 23 Please fit Timing Transponder


Weather / Track : Cloudy / Dry

www.msttiming.com

Silverstone International
 Circuit Length = 3619 metres
 Start: 09:40 End: 09:58

Strata 21 BCV8 Championship

RACE 3 - GRID

ROW 17	1:57.650 5 Brian SMETHURST	2:00.701 10 Terry SAVOY
ROW 16	1:54.365 8 Robert CROFT	1:56.604 2 Ian LONGHURST
ROW 15	1:53.907 23 Barry SIDERY-SMITH	1:54.122 6 Richard MCKOEN
ROW 14	1:51.450 67 David HILL	1:51.809 4 Ken DEAMER
ROW 13	1:50.818 12 Gordon BRUCE	1:51.319 1 Rob MUIR
ROW 12	1:49.307 42 Paul ATKINSON	1:50.661 38 Simon CRIPPS
ROW 11	1:49.082 48 Mike BREEDON	1:49.300 40 Howard GRUNDON
ROW 10	1:45.895 49 John HUTSON	1:47.522 22 Bob LUFF
ROW 9	1:44.902 34 Brian CAKEBREAD	1:45.600 82 Andrew RILEY
ROW 8	1:44.375 58 Ian PRIOR	1:44.739 37 Barry HOLMES
ROW 7	1:42.943 45 Mike HARRIS	1:44.149 31 Jonnie WHEELER
ROW 6	1:41.846 35 Tom JONES	1:42.319 75 Martin HALL
ROW 5	1:40.924 51 Russell MCCARTHY	1:41.828 83 Phil WALKER
ROW 4	1:37.351 80 Paul WHITE	1:38.478 73 Piers TOWNSEND
ROW 3	1:36.457 78 Joe PARRINGTON	1:36.591 92 Roy MCCARTHY
ROW 2	1:33.646 96 Paul SIBLEY	1:34.017 84 Peter COLLIS
ROW 1	1:31.469 94 John WILSON	1:31.620 97 Adrian BEER
Pole		
		

Weather / Track : Cloudy / Dry

These results are provisional until the conclusion of any judicial and technical matters.

Clerk of Course :		Timekeeper :
-------------------	--	--------------

Strata 21 BCV8 Championship

RACE 3 - CLASSIFICATION

POS	NO	CL	NAME	ENTRY	LAPS	TIME	GAP	DIFF	MPH	BEST	ON
1	94	D	John WILSON	MGB GT V8	8	12:31.225			86.21	1:32.327	2
2	97	D	Adrian BEER	MGB GT V8	8	12:33.186	1.961	1.961	85.98	1:32.229	8
3	84	D	Peter COLLIS	MGB V8	8	12:52.734	21.509	19.548	83.81	1:34.616	4
4	78	C	Joe PARRINGTON	MGB GT V8	8	13:17.161	45.936	24.427	81.24	1:36.782	4
5	92	D	Roy MCCARTHY	MGB GT V8	8	13:24.462	53.237	7.301	80.50	1:37.763	2
6	73	C	Piers TOWNSEND	MGB	8	13:25.641	54.416	1.179	80.38	1:38.250	2
7	35	B	Tom JONES	MGB	8	13:47.069	1:15.844	21.428	78.30	1:40.937	6
8	51	B	Russell MCCARTHY	MGB	8	13:47.528	1:16.303	0.459	78.26	1:41.527	2
9	83	C	Phil WALKER	MGB GT V8	8	13:58.734	1:27.509	11.206	77.21	1:43.005	6
10	31	B	Jonnie WHEELER	MGB	8	14:07.757	1:36.532	9.023	76.39	1:43.822	4
11	45	B	Mike HARRIS	MGB	8	14:08.941	1:37.716	1.184	76.28	1:43.588	4
12	58	B	Ian PRIOR	MGB	8	14:32.822	2:01.597	23.881	74.20	1:43.467	3
13	37	B	Barry HOLMES	MGB GT V8	7	12:34.505	1 lap	1 lap	75.10	1:45.041	6
14	82	C	Andrew RILEY	MGB	7	12:35.773	1 lap	1.268	74.98	1:44.955	6
15	48	B	Mike BREEDON	MGB GT V8	7	13:01.260	1 lap	25.487	72.53	1:48.867	5
16	22	AB	Bob LUFF	MGB	7	13:02.361	1 lap	1.101	72.43	1:48.539	2
17	40	B	Howard GRUNDON	MGB GT V8	7	13:07.036	1 lap	4.675	72.00	1:49.711	4
18	49	B	John HUTSON	MGB	7	13:08.424	1 lap	1.388	71.87	1:46.524	7
19	4	A	Ken DEAMER	MGB	7	13:24.158	1 lap	15.734	70.46	1:51.288	5
20	1	A	Rob MUIR	MGB	7	13:33.998	1 lap	9.840	69.61	1:52.728	6
21	38	B	Simon CRIPPS	MGB	7	13:36.681	1 lap	2.683	69.38	1:52.280	4
22	6	A	Richard MCKOEN	MGB GT	7	13:36.957	1 lap	0.276	69.36	1:52.495	2
23	23	AB	Barry SIDERY-SMITH	MGB	7	13:37.118	1 lap	0.161	69.35	1:51.865	2
24	8	A	Robert CROFT	MGB GT	7	13:48.203	1 lap	11.085	68.42	1:54.850	6
25	2	A	Ian LONGHURST	MGB	7	13:57.806	1 lap	9.603	67.63	1:56.188	5
26	5	A	Brian SMETHURST	MGB	7	14:16.276	1 lap	18.470	66.17	1:58.558	7
27	10	A	Terry SAVOY	MGB GT	7	14:18.838	1 lap	2.562	65.98	1:58.703	5
28	67	B	David HILL	MGB GT V8	7	14:19.026	1 lap	0.188	65.96	1:52.420	2

NOT CLASSIFIED

DNF 96	D	Paul SIBLEY	MGB Roadster	7	11:16.601	1 lap	5000 laps	83.75	1:34.420	4
DNF 42	B	Paul ATKINSON	MGB	5	9:24.607	3 laps	2 laps	71.69	1:48.390	4
DNF 34	B	Brian CAKEBREAD	MGB	2	3:48.447	6 laps	3 laps	70.87	1:45.371	2
DNF 12	AB	Gordon BRUCE	MGB	1	2:14.771	7 laps	1 lap	60.06	2:02.554	1

FASTEST LAP

4	A	Ken DEAMER	MGB	5	1:51.288		72.74 mph	117.06 kph
22	AB	Bob LUFF	MGB	2	1:48.539		74.58 mph	120.03 kph
35	B	Tom JONES	MGB	6	1:40.937		80.20 mph	129.07 kph
78	C	Joe PARRINGTON	MGB GT V8	4	1:36.782		83.64 mph	134.61 kph
97	D	Adrian BEER	MGB GT V8	8	1:32.229		87.77 mph	141.26 kph

Weather / Track : Cloudy / Dry

These results are provisional until the conclusion of any judicial and technical matters.

Silverstone International
Circuit Length = 2.2487 miles
Start: 14:13 End: 14:28

Clerk of Course :		Timekeeper :	
-------------------	--	--------------	--

Strata 21 BCV8 Championship

RACE 3 - LAP CHART

Lap 1			Lap 2			Lap 3			Lap 4			Lap 5		
No	Behind	Laptime	No	Behind	Laptime	No	Behind	Laptime	No	Behind	Laptime	No	Behind	Laptime
94		1:35.055	94		1:32.327	97		1:33.844	94		1:32.694	94		1:32.794
97	0.186	1:35.497	97	0.137	1:32.278	94	0.377	1:34.358	97	0.278	1:33.349	97	0.123	1:32.639
96	4.478	1:38.842	84	7.683	1:35.011	84	8.567	1:34.865	5	0.513	2:01.261	38	5.712	1:52.280
84	4.999	1:39.404	96	7.924	1:35.773	96	9.306	1:35.363	10	1.946	2:01.220	8	8.299	1:55.905
92	7.646	1:41.223	92	13.082	1:37.763	78	16.938	1:36.933	84	10.112	1:34.616	84	12.556	1:35.238
78	8.880	1:42.246	78	13.986	1:37.433	92	17.827	1:38.726	96	10.655	1:34.420	96	12.844	1:34.983
73	9.320	1:42.761	73	15.243	1:38.250	73	19.984	1:38.722	78	20.649	1:36.782	2	15.228	1:57.167
83	11.975	1:44.975	51	22.633	1:41.527	51	30.295	1:41.643	92	24.597	1:39.841	78	25.672	1:37.817
51	13.433	1:45.387	83	22.786	1:43.138	35	31.701	1:42.148	73	25.708	1:38.795	5	27.820	2:00.101
35	13.939	1:46.247	35	23.534	1:41.922	83	33.006	1:44.201	51	39.181	1:41.957	10	28.700	1:59.548
31	16.205	1:47.625	31	28.190	1:44.312	31	38.430	1:44.221	35	40.572	1:41.942	92	30.474	1:38.671
45	17.328	1:48.733	45	28.940	1:43.939	45	38.821	1:43.862	83	43.636	1:43.701	73	31.765	1:38.851
58	18.061	1:49.221	58	29.741	1:44.007	58	39.227	1:43.467	31	49.181	1:43.822	51	48.487	1:42.100
37	19.362	1:50.913	37	33.603	1:46.568	37	46.173	1:46.551	45	49.338	1:43.588	35	49.253	1:41.475
82	19.851	1:51.058	82	33.925	1:46.401	82	46.666	1:46.722	58	50.060	1:43.904	83	53.878	1:43.036
34	22.949	1:53.755	34	35.993	1:45.371	48	58.390	1:51.485	37	58.421	1:45.319	45	1:00.463	1:43.919
48	24.148	1:54.141	48	40.886	1:49.065	22	58.728	1:51.484	82	58.930	1:45.335	31	1:00.848	1:44.461
40	24.764	1:54.722	22	41.225	1:48.539	40	1:00.707	1:51.407	48	1:14.424	1:49.105	58	1:01.055	1:43.789
22	25.013	1:55.063	40	43.281	1:50.844	42	1:00.920	1:51.274	22	1:14.824	1:49.167	37	1:11.539	1:45.912
42	25.819	1:55.029	42	43.627	1:50.135	67	1:07.060	1:53.057	42	1:16.239	1:48.390	82	1:12.135	1:45.999
67	27.891	1:56.394	67	47.984	1:52.420	23	1:07.431	1:52.644	40	1:17.347	1:49.711	48	1:30.497	1:48.867
38	28.224	1:56.589	23	48.768	1:51.865	1	1:09.481	1:52.940	49	1:27.408	1:50.068	22	1:31.257	1:49.227
4	29.079	1:56.910	38	49.224	1:53.327	4	1:10.015	1:54.172	67	1:28.602	1:54.613	42	1:32.307	1:48.862
23	29.230	1:55.606	4	49.824	1:53.072	6	1:10.244	1:53.007	4	1:29.525	1:52.581			
1	30.079	1:58.420	1	50.522	1:52.770	49	1:10.411	1:48.967	1	1:30.102	1:53.692			
6	31.050	1:58.330	6	51.218	1:52.495	8	1:18.259	1:55.760	23	1:30.221	1:55.861			
8	33.077	1:59.602	49	55.425	1:50.406	38	1:19.297	2:04.054	6	1:30.511	1:53.338			
2	34.269	2:01.184	8	56.480	1:55.730	2	1:23.926	1:57.744						
12	34.644	2:02.554	2	1:00.163	1:58.221									
49	37.346	2:07.918	5	1:06.304	2:00.407									
5	38.224	2:03.387	10	1:07.778	2:01.871									
10	38.234	2:03.669												

Strata 21 BCV8 Championship

RACE 3 - LAP CHART

Lap 6			Lap 7			Lap 8		
No	Behind	Laptime	No	Behind	Laptime	No	Behind	Laptime
94		1:33.233	94		1:32.478	94		1:33.214
40	1.066	1:49.746	97	2.946	1:32.645	97	1.961	1:32.229
97	2.779	1:35.889	48	14.188	1:49.402	37	3.280	1:45.625
49	8.606	1:47.225	22	15.204	1:49.658	82	4.548	1:46.383
4	14.786	1:51.288	84	18.025	1:34.797	84	21.509	1:36.698
84	15.706	1:36.383	96	18.590	1:34.808	48	30.035	1:49.061
96	16.260	1:36.649	40	19.000	1:50.412	22	31.136	1:49.146
67	17.363	1:54.788	49	23.889	1:47.761	40	35.811	1:50.025
6	18.473	1:53.989	4	33.821	1:51.513	49	37.199	1:46.524
23	19.217	1:55.023	67	38.677	1:53.792	78	45.936	1:38.968
1	19.979	1:55.904	6	39.424	1:53.429	4	52.933	1:52.326
38	25.135	1:52.656	78	40.182	1:42.507	92	53.237	1:43.001
78	30.153	1:37.714	1	40.229	1:52.728	73	54.416	1:42.377
8	31.373	1:56.307	23	41.003	1:54.264	1	1:02.773	1:55.758
92	36.543	1:39.302	92	43.450	1:39.385	38	1:05.456	1:53.341
2	38.183	1:56.188	73	45.253	1:39.425	6	1:05.732	1:59.522
73	38.306	1:39.774	38	45.329	1:52.672	23	1:05.893	1:58.104
5	53.332	1:58.745	8	53.745	1:54.850	35	1:15.844	1:41.929
10	54.170	1:58.703	2	1:02.341	1:56.636	51	1:16.303	1:41.729
51	56.823	1:41.569	35	1:07.129	1:42.650	8	1:16.978	1:56.447
35	56.957	1:40.937	51	1:07.788	1:43.443	2	1:26.581	1:57.454
83	1:03.650	1:43.005	83	1:15.905	1:44.733	83	1:27.509	1:44.818
45	1:11.858	1:44.628	5	1:19.707	1:58.853	31	1:36.532	1:44.821
31	1:12.378	1:44.763	10	1:20.821	1:59.129	45	1:37.716	1:46.197
58	1:12.498	1:44.676	45	1:24.733	1:45.353	5	1:45.051	1:58.558
37	1:23.347	1:45.041	31	1:24.925	1:45.025	10	1:47.613	2:00.006
82	1:23.857	1:44.955	58	1:25.078	1:45.058	67	1:47.801	2:42.338 P
						58	2:01.597	2:09.733

Virgin Radio Classic Rock 'Equipe' GTS with Jigsaw Racing

QUALIFYING - RACE 4 - CLASSIFICATION

POS	NO	CL	NAME	ENTRY	TIME	ON	LAPS	GAP	DIFF	MPH
1	22	4	Tom SMITH	MGB	1:44.654	7	8			77.35
2	76	4	Mark ASHWORTH	TVR Grantura 1800S	1:45.764	7	8	1.110	1.110	76.54
3	42	5	Neil HOWE	Triumph TR4	1:45.838	7	8	1.184	0.074	76.48
4	6	5	John ANDON	Triumph TR4	1:46.624	7	8	1.970	0.786	75.92
5	26	Res	Stephen RADCLIFFE	MGB	1:47.215	7	8	2.561	0.591	75.50
6	49	4	Malcolm JOHNSON	TVR Grantura Mk3	1:47.523	1	1	2.869	0.308	75.29
7	37	4	Simon MERRIOTT	MGB	1:47.574	8	8	2.920	0.051	75.25
8	7	4	Graham COLES	MGA	1:47.639	7	7	2.985	0.065	75.20
9	89	Res	Jerry STOCK	MGB	1:47.706	8	8	3.052	0.067	75.16
10	19	4	Bill KIRKPATRICK	MGB	1:47.846	8	8	3.192	0.140	75.06
11	14	4	Jeremy COTTINGHAM	MGB	1:48.494	6	8	3.840	0.648	74.61
12	45	2	John PALMER	MG Midget	1:48.927	8	8	4.273	0.433	74.32
13	17	4	David BERESFORD	MGB	1:49.058	8	8	4.404	0.131	74.23
14	56	4	Angus DENT	MGB	1:49.509	6	8	4.855	0.451	73.92
15	72	5	Brian ARCULUS	Triumph TR3a	1:50.498	7	8	5.844	0.989	73.26
16	9	4	George EDNEY	MGB	1:50.685	7	8	6.031	0.187	73.13
17	85	4	Stephen BOND	MGB	1:51.267	6	8	6.613	0.582	72.75
18	2	2	Paul WOOLMER	Sebring Sprite	1:51.299	5	8	6.645	0.032	72.73
19	51	4	John PEARSON	MGB	1:51.443	1	1	6.789	0.144	72.64
20	25	4	Tim PATCHETT	MGB	1:52.413	5	8	7.759	0.970	72.01
21	41	4	Mark WAY	MGB	1:52.790	6	7	8.136	0.377	71.77
22	46	2	James WILLIS	MG Midget Coupe	1:52.828	7	7	8.174	0.038	71.75
23	68	Res	John WILKES	MGB	1:53.055	8	8	8.401	0.227	71.60
24	63	4	Graham BATES	MGB	1:53.155	8	8	8.501	0.100	71.54
25	91	4	Norrie NICOLL	TVR Grantura Mk3	1:53.214	8	8	8.560	0.059	71.50
26	40	3	Trevor KEMP	Elva Courier	1:54.203	7	7	9.549	0.989	70.88
27	5	4	Steve HALL	MGB	1:54.551	7	7	9.897	0.348	70.67
28	61	4	Andrew BURROUGHS	MGB	1:54.742	7	7	10.088	0.191	70.55
29	27	4	Bob ALLEN	MGB	1:54.996	7	8	10.342	0.254	70.39
30	96	4	Mike BELL	Gilburn GT	1:55.065	6	8	10.411	0.069	70.35
31	38	3	Nick SMITH	Alfa Romeo GTA	1:55.278	6	6	10.624	0.213	70.22
32	10	4	Terry BRYANT	MGA	1:55.486	7	7	10.832	0.208	70.09
33	30	4	Ron CODY	MGA	1:55.582	7	7	10.928	0.096	70.04
34	12	3	Simon GURNEY	MGA Sebring	1:55.638	7	7	10.984	0.056	70.00
35	16	2	Tony WILSON-SPRATT	WSM Sprite	1:56.331	7	7	11.677	0.693	69.58
36	55	4	Dave WOOD	MGB	1:56.739	2	5	12.085	0.408	69.34
37	36	6	Nick WILKINS	Jaguar XK120	1:56.794	5	8	12.140	0.055	69.31
38	64	4	Jorn RASMUSSEN	MGB	1:57.508	8	8	12.854	0.714	68.89
39	74	4	Michael VAN OFEN	MGB	1:58.052	5	7	13.398	0.544	68.57
40	28	2	Clive COCKS	WSM Sprite	1:59.176	7	7	14.522	1.124	67.92
41	33	3	Keith HAMPSON	Sunbeam Alpine Le Mans	2:00.241	7	7	15.587	1.065	67.32
42	66	Res	Graeme FORRESTER	MGB	2:01.242	6	7	16.588	1.001	66.77
43	13	4	Paul FREEMAN	MGB	2:03.366	4	7	18.712	2.124	65.62
44	52	2	Helen ELSTROP	Triumph Spitfire	2:05.337	4	4	20.683	1.971	64.58
45	50	1	Alistair PUGH	Triumph Spitfire Le Mans	2:09.376	6	6	24.722	4.039	62.57
46	70	Res	Linda FULLER	MGB	2:11.047	5	5	26.393	1.671	61.77
47	75	2	Pat ARCULUS	Lotus Elite	2:12.048	6	6	27.394	1.001	61.30
48	88	4	Jurgen FELSKJE	MGB			1			

Cars 14, 26, 38, 70, Please fit Timing Transponder

Weather / Track : Cloudy / Dry

These results are provisional until the conclusion of any judicial and technical matters.

Silverstone International
Circuit Length = 2.2487 miles
Start: 10:00 End: 10:18

Clerk of Course :

Timekeeper :

Virgin Radio Classic Rock 'Equipe' GTS with Jigsaw Racing
QUALIFYING - RACE 4 - LAP ANALYSIS

2	Paul WOOLMER		Sebring Sprite
1		2:06.869	5 1:51.299
2		2:09.069	6 1:55.833
3		2:13.201	7 1:52.594
4		1:56.997	8 2:18.663P
5	Steve HALL		MGB
1		2:21.264	5 1:55.236
2		2:17.395	6 1:55.539
3		2:03.668	7 1:54.551
4		2:00.114	8
6	John ANDON		Triumph TR4
1		1:50.335	5 1:48.788
2		1:50.724	6 1:47.607
3		1:57.731	7 1:46.624
4		1:55.522	8 1:48.745
7	Graham COLES		MGA
1		2:43.766	5 1:48.906
2		2:11.170	6 1:50.406
3		2:08.721	7 1:47.639
4		1:53.666	8
9	George EDNEY		MGB
1		2:04.150	5 1:55.262
2		1:59.429	6 1:53.735
3		1:52.324	7 1:50.685
4		1:52.191	8 1:51.553
10	Terry BRYANT		MGA
1		2:16.282	5 2:01.248
2		2:21.052	6 2:00.950
3		2:02.302	7 1:55.486
4		1:59.068	8
12	Simon GURNEY		MGA Sebring
1		2:16.572	5 2:01.484
2		2:20.985	6 2:00.007
3		2:02.337	7 1:55.638
4		1:58.624	8
13	Paul FREEMAN		MGB
1		2:06.354	5 2:05.262
2		2:06.477	6 2:03.735
3		2:07.780	7 2:04.243
4		2:03.366	8
14	Jeremy COTTINGHAM		MGB
1		1:59.000	5 1:49.683
2		1:52.839	6 1:48.494
3		1:55.953	7 1:48.513
4		1:50.531	8 1:48.639
16	Tony WILSON-SPRATT		WSM Sprite
1		2:23.523	5 1:58.194
2		2:28.822	6 1:57.340
3		2:27.881	7 1:56.331
4		2:12.814	8
17	David BERESFORD		MGB
1		2:06.056	5 1:54.773

Cars 14, 26, 38, 70, Please fit Timing Transponder

Weather / Track : Cloudy / Dry

www.msttiming.com

Silverstone International
 Circuit Length = 3619 metres
 Start: 10:00 End: 10:18

Virgin Radio Classic Rock 'Equipe' GTS with Jigsaw Racing
QUALIFYING - RACE 4 - LAP ANALYSIS

2		1:59.740	6	1:50.045
3		1:57.746	7	1:49.487
4		1:51.687	8	1:49.058
19	Bill KIRKPATRICK		MGB	
1		1:58.741	5	1:51.374
2		1:52.662	6	1:49.147
3		1:52.045	7	1:49.279
4		1:54.794	8	1:47.846
22	Tom SMITH		MGB	
1		1:56.115	5	1:50.482
2		1:54.001	6	1:49.915
3		1:48.601	7	1:44.654
4		1:57.058	8	1:45.422
25	Tim PATCHETT		MGB	
1		2:08.400	5	1:52.413
2		2:02.991	6	1:52.719
3		2:04.042	7	1:53.701
4		2:01.196	8	1:53.689
26	Stephen RADCLIFFE		MGB	
1		1:54.659	5	1:49.861
2		1:50.283	6	1:52.539
3		1:55.811	7	1:47.215
4		1:57.294	8	1:47.494
27	Bob ALLEN		MGB	
1		2:05.792	5	1:55.573
2		2:02.596	6	1:55.478
3		1:59.932	7	1:54.996
4		1:57.354	8	1:55.496
28	Clive COCKS		WSM Sprite	
1		2:26.304	5	2:03.444
2		2:25.872	6	2:02.257
3		2:09.220	7	1:59.176
4		2:06.927	8	
30	Ron CODY		MGA	
1		2:25.949	5	1:56.433
2		2:26.925	6	1:57.343
3		2:06.645	7	1:55.582
4		2:02.085	8	
33	Keith HAMPSON		Sunbeam Alpine Le Mans	
1		2:10.285	5	2:01.595
2		2:06.378	6	2:01.254
3		2:03.401	7	2:00.241
4		2:03.430	8	
36	Nick WILKINS		Jaguar XK120	
1		1:57.781	5	1:56.794
2		1:57.498	6	1:58.681
3		2:02.278	7	2:04.163
4		2:08.207	8	1:57.233
37	Simon MERRIOTT		MGB	
1		1:57.557	5	1:53.339
2		1:57.595	6	1:51.622
3		1:50.810	7	1:51.214
4		1:57.283	8	1:47.574

Cars 14, 26, 38, 70, Please fit Timing Transponder

Weather / Track : Cloudy / Dry

www.msttiming.com

Silverstone International
 Circuit Length = 3619 metres
 Start: 10:00 End: 10:18

Virgin Radio Classic Rock 'Equipe' GTS with Jigsaw Racing
QUALIFYING - RACE 4 - LAP ANALYSIS

38	Nick SMITH	Alfa Romeo GTA	
1	2:06.296	4	1:58.751
2	1:58.986	5	1:56.989
3	1:57.159	6	1:55.278
40	Trevor KEMP	Elva Courier	
1	2:26.182	5	1:59.903
2	2:25.998	6	1:55.886
3	2:04.960	7	1:54.203
4	2:02.321	8	
41	Mark WAY	MGB	
1	2:36.283	5	1:55.160
2	2:14.290	6	1:52.790
3	2:17.743	7	1:54.025
4	1:57.160	8	
42	Neil HOWE	Triumph TR4	
1	2:17.511	5	1:46.860
2	2:05.635	6	1:46.769
3	1:51.074	7	1:45.838
4	1:48.642	8	1:46.156
45	John PALMER	MG Midget	
1	2:05.552	5	1:51.695
2	1:58.574	6	1:51.028
3	1:59.341	7	1:50.261
4	1:53.681	8	1:48.927
46	James WILLIS	MG Midget Coupe	
1	2:17.400	5	1:54.752
2	2:14.239	6	1:53.270
3	1:59.742	7	1:52.828
4	2:00.204	8	
49	Malcolm JOHNSON	MGB	
1	1:47.523	2	
50	Alistair PUGH	Triumph Spitfire Le Mans	
1	2:26.819	4	2:13.801
2	2:29.968	5	2:10.643
3	2:17.294	6	2:09.376
51	John PEARSON	MGB	
1	1:51.443	2	
52	Helen ELSTROP	Triumph Spitfire	
1	2:09.153	3	2:08.938
2	2:06.669	4	2:05.337
55	Dave WOOD	MGB	
1	2:00.958	4	1:58.487
2	1:56.739	5	2:22.861 P
3	1:59.618	6	
56	Angus DENT	MGB	
1	2:06.603	5	1:51.704
2	1:57.362	6	1:49.509
3	1:58.841	7	1:50.105
4	1:51.741	8	1:50.170

Cars 14, 26, 38, 70, Please fit Timing Transponder

Weather / Track : Cloudy / Dry

www.msttiming.com

Silverstone International
 Circuit Length = 3619 metres
 Start: 10:00 End: 10:18

Virgin Radio Classic Rock 'Equipe' GTS with Jigsaw Racing
QUALIFYING - RACE 4 - LAP ANALYSIS

61	Andrew BURROUGHS		MGB	
1		2:10.647	5	1:56.404
2		2:03.309	6	1:57.027
3		1:59.024	7	1:54.742
4		1:57.577	8	
63	Graham BATES		MGB	
1		2:00.157	5	1:56.356
2		1:59.869	6	1:55.167
3		1:57.663	7	1:54.384
4		1:58.015	8	1:53.155
64	Jorn RASMUSSEN		MGB	
1		2:00.573	5	2:00.737
2		2:00.956	6	1:57.734
3		2:01.511	7	1:57.854
4		2:02.002	8	1:57.508
66	Graeme FORRESTER		MGB	
1		2:11.811	5	2:01.369
2		2:07.451	6	2:01.242
3		2:03.545	7	2:02.483
4		2:02.283	8	
68	John WILKES		MGB	
1		2:07.509	5	1:54.605
2		2:00.605	6	1:53.534
3		2:05.959	7	1:56.231
4		1:55.578	8	1:53.055
70	Linda FULLER		MGB	
1		5:03.825	4	2:14.910
2		2:28.297	5	2:11.047
3		2:21.612	6	
72	Brian ARCULUS		Triumph TR3a	
1		2:08.432	5	1:53.213
2		1:59.615	6	1:53.057
3		1:55.687	7	1:50.498
4		1:53.673	8	1:58.946
74	Michael VAN OFEN		MGB	
1		2:09.463	5	1:58.052
2		2:04.318	6	2:00.414
3		2:08.296	7	1:58.449
4		2:01.561	8	
75	Pat ARCULUS		Lotus Elite	
1		2:29.691	4	2:21.230
2		2:35.939	5	2:14.039
3		2:26.819	6	2:12.048
76	Mark ASHWORTH		TVR Grantura 1800S	
1		2:33.902	5	1:46.734
2		2:08.625	6	1:46.301
3		1:49.612	7	1:45.764
4		1:48.658	8	1:46.611
85	Stephen BOND		MGB	
1		2:10.551	5	1:51.597
2		2:00.579	6	1:51.267
3		2:04.667	7	1:52.359

Cars 14, 26, 38, 70, Please fit Timing Transponder

Weather / Track : Cloudy / Dry

www.msttiming.com

Silverstone International
 Circuit Length = 3619 metres
 Start: 10:00 End: 10:18

Virgin Radio Classic Rock 'Equipe' GTS with Jigsaw Racing
QUALIFYING - RACE 4 - LAP ANALYSIS

4	1:57.578	8	1:56.098
88	Jurgen FELSKE	MGB	
1	2:49.988P	2	
89	Jerry STOCK	MGB	
1	2:00.300	5	1:49.441
2	1:59.253	6	1:48.828
3	1:59.418	7	1:49.263
4	1:52.446	8	1:47.706
91	Norrie NICOLL	TVR Grantura Mk3	
1	2:07.441	5	1:56.421
2	2:01.302	6	1:53.326
3	1:59.715	7	1:56.088
4	1:55.930	8	1:53.214
96	Mike BELL	Gilburn GT	
1	2:09.925	5	1:55.573
2	2:09.490	6	1:55.065
3	2:03.456	7	1:55.820
4	1:57.408	8	1:58.171

Virgin Radio Classic Rock 'Equipe' GTS with Jigsaw Racing

RACE 4 - GRID

ROW 22		2:12.048 75 Pat ARCULUS		88 Jurgen FELSKÉ
ROW 21	50	2:09.376 Alistair PUGH	2:11.047 70 Linda FULLER	
ROW 20		2:03.366 13 Paul FREEMAN		2:05.337 52 Helen ELSTROP
ROW 19	33	2:00.241 Keith HAMPSON	2:01.242 66 Graeme FORRESTER	
ROW 18		1:58.052 74 Michael VAN OFEN		1:59.176 28 Clive COCKS
ROW 17	36	1:56.794 Nick WILKINS	1:57.508 64 Jørn RASMUSSEN	
ROW 16		1:55.638 12 Simon GURNEY		1:56.331 16 Tony WILSON-SPRATT
ROW 15	10	1:55.486 Terry BRYANT	1:55.582 30 Ron CODY	
ROW 14		1:54.996 27 Bob ALLEN		1:55.278 38 Nick SMITH
ROW 13	5	1:54.551 Steve HALL	1:54.742 61 Andrew BURROUGHS	
ROW 12		1:53.214 91 Norrie NICOLL		1:54.203 40 Trevor KEMP
ROW 11	68	1:53.055 John WILKES	1:53.155 63 Graham BATES	
ROW 10		1:52.790 41 Mark WAY		1:52.828 46 James WILLIS
ROW 9	2	1:51.299 Paul WOOLMER	1:52.413 25 Tim PATCHETT	
ROW 8		1:50.685 9 George EDNEY		1:51.267 85 Stephen BOND
ROW 7	56	1:49.509 Angus DENT	1:50.498 72 Brian ARCULUS	
ROW 6		1:48.927 45 John PALMER		1:49.058 17 David BERESFORD
ROW 5	19	1:47.846 Bill KIRKPATRICK	1:48.494 14 Jeremy COTTINGHAM	
ROW 4		1:47.639 7 Graham COLES		1:47.706 89 Jerry STOCK
ROW 3	26	1:47.215 Stephen RADCLIFFE	1:47.574 37 Simon MERRIOTT	
ROW 2		1:45.838 42 Neil HOWE		1:46.624 6 John ANDON
ROW 1	22	1:44.654 Tom SMITH	1:45.764 76 Mark ASHWORTH	

Pole



Car 49 1st Reserve

Silverstone International
Circuit Length = 2.2487 miles

Weather / Track : Cloudy / Dry

These results are provisional until the conclusion of any judicial and technical matters.

Clerk of Course :

Timekeeper :

Virgin Radio Classic Rock 'Equipe' GTS with Jigsaw Racing

RACE 4 - CLASSIFICATION

POS	NO	CL	NAME	ENTRY	LAPS	TIME	GAP	DIFF	MPH	BEST	ON
1	76	4	Mark ASHWORTH	TVR Grantura 1800S	17	29:50.685			76.85	1:43.995	3
2	22	4	Tom SMITH	MGB	17	29:53.827	3.142	3.142	76.72	1:44.146	6
3	42	5	Neil HOWE	Triumph TR4	17	30:26.730	36.045	32.903	75.33	1:45.599	15
4	6	5	John ANDON	Triumph TR4	17	30:46.700	56.015	19.970	74.52	1:46.932	3
5	26	4	Stephen RADCLIFFE	MGB	17	30:51.272	1:00.587	4.572	74.33	1:47.010	3
6	89	4	Jerry STOCK	MGB	17	31:06.565	1:15.880	15.293	73.73	1:47.836	11
7	56	4	Angus DENT	MGB	17	31:06.963	1:16.278	0.398	73.71	1:47.415	17
8	19	4	Bill KIRKPATRICK	MGB	17	31:08.114	1:17.429	1.151	73.66	1:47.340	16
9	37	4	Simon MERRIOTT	MGB	17	31:18.143	1:27.458	10.029	73.27	1:48.049	6
10	17	4	David BERESFORD	MGB	17	31:23.935	1:33.250	5.792	73.05	1:48.928	16
11	45	2	John PALMER	MG Midget	17	31:33.196	1:42.511	9.261	72.69	1:49.369	16
12	72	5	Brian ARCULUS	Triumph TR3a	17	31:34.449	1:43.764	1.253	72.64	1:48.593	16
13	91	4	Norrie NICOLL	TVR Grantura Mk3	16	30:06.234	1 lap	1 lap	71.71	1:49.953	4
14	9	4	George EDNEY	MGB	16	30:07.668	1 lap	1.434	71.65	1:50.223	16
15	85	4	Stephen BOND	MGB	16	30:08.397	1 lap	0.729	71.62	1:49.516	11
16	63	4	Graham BATES	MGB	16	30:08.832	1 lap	0.435	71.60	1:50.030	16
17	2	2	Paul WOOLMER	Sebring Sprite	16	30:09.572	1 lap	0.740	71.57	1:50.143	16
18	30	4	Ron CODY	MGA	16	30:11.496	1 lap	1.924	71.50	1:50.675	14
19	41	4	Mark WAY	MGB	16	30:13.517	1 lap	2.021	71.42	1:51.112	15
20	68	4	John WILKES	MGB	16	30:13.934	1 lap	0.417	71.40	1:50.392	16
21	25	4	Tim PATCHETT	MGB	16	30:18.924	1 lap	4.990	71.21	1:50.914	14
22	88	4	Jurgen FELSKE	MGB	16	30:19.443	1 lap	0.519	71.19	1:50.611	15
23	40	3	Trevor KEMP	Elva Courier	16	30:41.420	1 lap	21.977	70.34	1:51.874	12
24	27	4	Bob ALLEN	MGB	16	30:42.525	1 lap	1.105	70.29	1:51.769	16
25	61	4	Andrew BURROUGHS	MGB	16	31:01.997	1 lap	19.472	69.56	1:54.338	15
26	5	4	Steve HALL	MGB	16	31:08.266	1 lap	6.269	69.33	1:54.234	14
27	74	4	Michael VAN OFEN	MGB	16	31:26.450	1 lap	18.184	68.66	1:54.734	16
28	64	4	Jorn RASMUSSEN	MGB	16	31:27.066	1 lap	0.616	68.63	1:54.416	15
29	12	3	Simon GURNEY	MGA Sebring	16	31:30.497	1 lap	3.431	68.51	1:55.590	13
30	66	4	Graeme FORRESTER	MGB	15	30:01.564	2 laps	1 lap	67.40	1:56.927	12
31	13	4	Paul FREEMAN	MGB	15	30:21.246	2 laps	19.682	66.67	1:57.835	8
32	46	2	James WILLIS	MG Midget Coupe	15	30:39.761	2 laps	18.515	66.00	1:51.699	12
33	33	3	Keith HAMPSON	Sunbeam Alpine Le Mans	15	30:51.196	2 laps	11.435	65.59	2:00.014	15
34	14	4	Jeremy COTTINGHAM	MGB	15	30:56.402	2 laps	5.206	65.41	1:47.820	15
35	28	2	Clive COCKS	WSM Sprite	15	31:03.636	2 laps	7.234	65.15	1:59.625	9
36	75	2	Pat ARCULUS	Lotus Elite	14	29:59.865	3 laps	1 lap	62.96	2:03.202	14

NOT CLASSIFIED

DNQ	70	4	Linda FULLER	MGB	11	27:58.165	6 laps	3 laps	53.06	2:03.371	11
DNQ	38	3	Nick SMITH	Alfa Romeo GTA	11	31:24.228	6 laps	3:26.063	47.26	1:54.832	3
DNQ	36	6	Nick WILKINS	Jaguar XK120	10	19:49.063	7 laps	1 lap	68.08	1:55.767	10
DNQ	7	4	Graham COLES	MGA	7	12:59.621	10 laps	3 laps	72.68	1:48.499	6
DNQ	16	2	Tony WILSON-SPRATT	WSM Sprite	7	17:52.073	10 laps	4:52.452	52.85	1:59.743	3
DNQ	49	4	Malcolm JOHNSON	MGB	5	11:20.924	12 laps	2 laps	59.44	1:46.657	5
DNQ	10	4	Terry BRYANT	MGA	4	8:47.277	13 laps	1 lap	61.41	2:00.988	3
DNQ	50	1	Alistair PUGH	Triumph Spitfire Le Mans	0	5:31.288					

FASTEST LAP

50	1	Alistair PUGH	Triumph Spitfire Le Mans				mph	kph	
45	2	John PALMER	MG Midget	16	1:49.369	74.01	mph	119.12	kph
40	3	Trevor KEMP	Elva Courier	12	1:51.874	72.36	mph	116.45	kph
76	4	Mark ASHWORTH	TVR Grantura 1800S	3	1:43.995	77.84	mph	125.27	kph
42	5	Neil HOWE	Triumph TR4	15	1:45.599	76.66	mph	123.37	kph
36	6	Nick WILKINS	Jaguar XK120	10	1:55.767	69.92	mph	112.53	kph

Silverstone International
Circuit Length = 2.2487 miles
Start: 14:42 End: 15:14

Weather / Track : Cloudy / Dry

These results are provisional until the conclusion of any judicial and technical matters.

Clerk of Course :

Timekeeper :

Virgin Radio Classic Rock 'Equipe' GTS with Jigsaw Racing

RACE 4 - LAP CHART

Lap 1			Lap 2			Lap 3			Lap 4			Lap 5		
No	Behind	Laptime	No	Behind	Laptime	No	Behind	Laptime	No	Behind	Laptime	No	Behind	Laptime
76		1:46.715	76		1:44.253	76		1:43.995	76		1:44.339	76		1:44.250
22	1.801	1:47.792	22	1.801	1:44.253	22	2.293	1:44.487	22	2.379	1:44.425	22	2.491	1:44.362
26	5.827	1:50.608	26	9.110	1:47.536	26	12.125	1:47.010	42	16.235	1:47.905	75	6.546	2:04.807
6	6.651	1:52.182	42	10.018	1:45.913	42	12.669	1:46.646	26	17.097	1:49.311	70	8.496	2:05.672
42	8.358	1:52.614	6	10.773	1:48.375	6	13.710	1:46.932	6	17.363	1:47.992	42	18.035	1:46.050
89	9.802	1:54.323	7	15.652	1:49.351	14	15.485	1:48.246	14	19.859	1:48.713	26	20.615	1:47.768
19	10.050	1:54.263	89	16.221	1:50.672	7	20.792	1:49.135	7	25.802	1:49.349	6	20.965	1:47.852
7	10.554	1:54.749	19	16.471	1:50.674	19	21.551	1:49.075	19	25.946	1:48.734	14	23.674	1:48.065
17	11.454	1:55.121	17	17.282	1:50.081	89	22.127	1:49.901	89	26.368	1:48.580	19	31.056	1:49.360
37	11.734	1:56.352	37	17.526	1:50.045	17	23.095	1:49.808	17	28.157	1:49.401	7	31.837	1:50.285
56	11.992	1:55.214	56	17.934	1:50.195	37	23.402	1:49.871	37	28.363	1:49.300	89	32.330	1:50.212
45	13.267	1:57.040	72	19.983	1:50.403	56	24.012	1:50.073	56	28.902	1:49.229	37	34.335	1:50.222
72	13.833	1:57.159	45	20.846	1:51.832	45	27.175	1:50.324	45	33.192	1:50.356	17	34.501	1:50.594
9	14.459	1:57.480	9	21.386	1:51.180	9	28.084	1:50.693	72	35.390	1:50.852	56	34.554	1:49.902
41	14.745	1:56.765	41	22.345	1:51.853	72	28.877	1:52.889	9	36.245	1:52.500	45	39.194	1:50.252
2	15.875	1:58.340	2	24.507	1:52.885	41	30.650	1:52.300	41	37.709	1:51.398	72	41.283	1:50.143
85	16.490	1:58.840	91	25.059	1:52.047	2	32.090	1:51.578	91	38.479	1:49.953	9	44.246	1:52.251
91	17.265	1:58.511	85	25.795	1:53.558	91	32.865	1:51.801	2	39.859	1:52.108	49	46.347	1:48.566
30	17.680	1:57.853	30	26.666	1:53.239	85	34.193	1:52.393	85	40.382	1:50.528	91	46.634	1:52.405
63	18.807	1:59.716	63	27.145	1:52.591	30	35.048	1:52.377	49	42.031	1:48.636	41	48.512	1:55.053
68	19.869	2:01.535	68	28.082	1:52.466	63	35.944	1:52.794	30	43.721	1:53.012	2	48.561	1:52.952
25	20.341	2:02.500	25	28.523	1:52.435	68	36.690	1:52.603	63	44.717	1:53.112	85	48.939	1:52.807
40	21.165	2:01.050	40	31.742	1:54.830	25	37.668	1:53.140	68	45.233	1:52.882	30	52.773	1:53.302
61	21.403	2:01.676	88	32.197	1:53.487	49	37.734	1:48.810	25	45.818	1:52.489	63	52.899	1:52.432
5	22.672	2:02.603	61	32.791	1:55.641	40	42.879	1:55.132	88	52.477	1:53.888	68	53.768	1:52.785
27	22.850	2:02.542	49	32.919	1:50.199	88	42.928	1:54.726	40	53.544	1:55.004	25	54.163	1:52.595
88	22.963	1:59.471	27	34.632	1:56.035	61	45.394	1:56.598	61	55.899	1:54.844	88	1:00.885	1:52.658
36	23.949	2:02.574	5	35.621	1:57.202	27	45.677	1:55.040	27	56.187	1:54.849	40	1:02.990	1:53.696
64	24.779	2:03.067	36	37.190	1:57.494	5	47.217	1:55.591	5	58.150	1:55.272	27	1:05.078	1:53.141
16	25.845	2:05.180	12	39.104	1:57.372	36	50.157	1:56.962	46	59.756	1:51.922	61	1:06.175	1:54.526
12	25.985	2:04.541	64	39.248	1:58.722	12	51.520	1:56.411	36	1:03.207	1:57.389	46	1:08.424	1:52.918
10	26.409	2:05.536	74	40.713	1:57.849	64	52.064	1:56.811	12	1:03.770	1:56.589	5	1:09.436	1:55.536
74	27.117	2:05.207	16	42.929	2:01.337	46	52.173	1:52.466	64	1:04.532	1:56.807	36	1:15.602	1:56.645
13	27.929	2:04.943	46	43.702	1:55.727	74	54.535	1:57.817	38	1:06.747	1:57.820	12	1:16.281	1:56.761
66	28.748	2:06.114	13	43.749	2:00.073	16	58.677	1:59.743	74	1:07.838	1:57.642	64	1:16.895	1:56.613
28	31.387	2:09.122	10	46.251	2:04.095	13	59.790	2:00.036	16	1:14.186	1:59.848	74	1:18.920	1:55.332
33	32.098	2:09.159	66	46.794	2:02.299	10	1:03.244	2:00.988	13	1:14.713	1:59.262	38	1:19.587	1:57.090
75	39.823	2:13.546	28	50.298	2:03.164	66	1:03.713	2:00.914	66	1:19.486	2:00.112	13	1:29.810	1:59.347
			33	51.141	2:03.296	28	1:06.998	2:00.695	28	1:25.852	2:03.193	66	1:32.994	1:57.758
			75	1:05.951	2:10.381	33	1:09.015	2:01.869	33	1:26.817	2:02.141	28	1:41.896	2:00.294
			70	1:06.872	2:09.492	75	1:30.328	2:08.372	10	1:43.607	2:24.702	33	1:43.915	2:01.348
						70	1:31.413	2:08.536						

Silverstone International
Circuit Length = 2.2487 miles
Start: 14:42 End: 15:14

Weather / Track : Cloudy / Dry

www.msttiming.com

Virgin Radio Classic Rock 'Equipe' GTS with Jigsaw Racing

RACE 4 - LAP CHART

Lap 6			Lap 7			Lap 8			Lap 9			Lap 10		
No	Behind	Laptime	No	Behind	Laptime	No	Behind	Laptime	No	Behind	Laptime	No	Behind	Laptime
76		1:44.109	76		1:44.400	76		1:44.263	76		1:47.155	76		1:46.401
16	1.647	2:15.820 P	13	1.352	2:00.051	22	3.150	1:44.792	22	4.933	1:48.938	61	1.897	1:55.717
22	2.528	1:44.146	22	2.621	1:44.493	16	8.869	3:35.885 P	12	8.542	1:58.588	22	3.017	1:44.485
42	20.523	1:46.597	66	3.101	1:58.616	13	16.168	1:59.079	36	9.605	2:00.403	5	8.871	1:55.424
26	24.469	1:47.963	28	15.465	2:02.078	66	17.354	1:58.516	64	10.604	2:00.105	16	17.825	3:42.512
6	25.283	1:48.427	33	16.267	2:00.861	42	29.188	1:51.221	74	10.911	1:59.561	12	18.521	1:56.380
14	27.902	1:48.337	42	22.230	1:46.107	26	32.519	1:48.922	13	26.848	1:57.835	36	19.048	1:55.844
75	30.240	2:07.803	26	27.860	1:47.791	6	33.915	1:48.977	66	27.715	1:57.516	64	20.102	1:55.899
70	32.173	2:07.786	6	29.201	1:48.318	28	36.458	2:05.256	42	28.695	1:46.662	74	20.295	1:55.785
19	35.447	1:48.500	14	32.692	1:49.190	14	37.127	1:48.698	26	33.542	1:48.178	38	20.750	3:55.453
7	36.227	1:48.499	19	40.233	1:49.186	33	37.806	2:05.802	6	34.355	1:47.595	42	28.306	1:46.012
89	36.812	1:48.591	89	41.737	1:49.325	19	44.967	1:48.997	14	39.156	1:49.184	26	35.542	1:48.401
37	38.275	1:48.049	37	42.192	1:48.317	89	46.011	1:48.537	19	47.474	1:49.662	6	36.293	1:48.339
56	39.238	1:48.793	56	42.866	1:48.028	37	47.210	1:49.281	89	48.064	1:49.208	13	38.513	1:58.066
17	40.591	1:50.199	7	43.192	1:51.365	56	48.338	1:49.735	56	50.431	1:49.248	66	40.107	1:58.793
45	45.247	1:50.162	17	46.495	1:50.304	17	52.624	1:50.392	28	51.120	2:01.817	14	41.922	1:49.167
49	48.895	1:46.657	45	51.464	1:50.617	45	59.459	1:52.258	37	51.493	1:51.438	19	49.740	1:48.667
72	49.572	1:52.398	75	54.799	2:08.959	72	1:04.944	1:52.433	33	53.558	2:02.907	89	50.366	1:48.703
9	51.911	1:51.774	70	55.260	2:07.487	9	1:11.272	1:55.843	17	55.417	1:49.948	56	52.465	1:48.435
91	52.727	1:50.202	72	56.774	1:51.602	2	1:11.810	1:53.965	45	1:04.579	1:52.275	37	54.285	1:49.193
2	55.801	1:51.349	9	59.692	1:52.181	91	1:12.202	1:55.598	72	1:08.369	1:50.580	17	58.912	1:49.896
41	57.107	1:52.704	91	1:00.867	1:52.540	41	1:15.539	1:55.821	9	1:16.124	1:52.007	28	1:04.344	1:59.625
85	57.798	1:52.968	2	1:02.108	1:50.707	85	1:16.231	1:55.230	2	1:16.800	1:52.145	33	1:08.023	2:00.866
30	1:01.761	1:53.097	41	1:03.981	1:51.274	30	1:18.715	1:52.528	91	1:16.993	1:51.946	45	1:09.138	1:50.960
63	1:02.284	1:53.494	85	1:05.264	1:51.866	63	1:20.130	1:53.563	41	1:19.805	1:51.421	72	1:11.607	1:49.639
68	1:02.977	1:53.318	30	1:10.450	1:53.089	68	1:20.389	1:53.276	85	1:20.250	1:51.174	9	1:21.506	1:51.783
25	1:03.468	1:53.414	63	1:10.830	1:52.946	75	1:21.472	2:10.936	30	1:23.191	1:51.631	91	1:21.796	1:51.204
88	1:08.345	1:51.569	68	1:11.376	1:52.799	25	1:22.545	1:54.756	63	1:23.735	1:50.760	2	1:23.077	1:52.678
40	1:11.394	1:52.513	25	1:12.052	1:52.984	70	1:22.645	2:11.648	68	1:25.320	1:52.086	41	1:25.185	1:51.781
27	1:13.807	1:52.838	88	1:15.837	1:51.892	88	1:24.192	1:52.618	25	1:30.835	1:55.445	85	1:25.514	1:51.665
46	1:16.930	1:52.615	40	1:22.010	1:55.016	40	1:32.944	1:55.197	88	1:31.784	1:54.747	63	1:28.357	1:51.023
61	1:17.348	1:55.282	27	1:23.285	1:53.878	27	1:33.626	1:54.604	40	1:41.129	1:55.340	30	1:28.735	1:51.945
5	1:20.631	1:55.304	46	1:24.970	1:52.440	46	1:33.896	1:53.189	46	1:41.743	1:55.002	68	1:30.166	1:51.247
36	1:27.674	1:56.181	61	1:28.361	1:55.413	61	1:39.736	1:55.638	27	1:42.386	1:55.915	25	1:35.858	1:51.424
12	1:28.701	1:56.529	5	1:33.095	1:56.864	5	1:47.003	1:58.171	75	1:44.432	2:10.115	88	1:36.647	1:51.264
64	1:28.914	1:56.128	36	1:40.620	1:57.346				70	1:44.840	2:09.350			
74	1:30.310	1:55.499	12	1:41.372	1:57.071									
38	1:30.310	1:54.832	64	1:41.917	1:57.403									
			74	1:42.768	1:56.858									
			38	1:43.116	1:57.206									

Virgin Radio Classic Rock 'Equipe' GTS with Jigsaw Racing

RACE 4 - LAP CHART

Lap 11			Lap 12			Lap 13			Lap 14			Lap 15		
No	Behind	Laptime	No	Behind	Laptime	No	Behind	Laptime	No	Behind	Laptime	No	Behind	Laptime
76		1:45.100	76		1:44.264	76		1:45.538	76		1:45.915	76		1:45.914
22	3.212	1:45.295	22	3.426	1:44.478	22	3.555	1:45.667	63	0.312	1:51.252	22	2.622	1:46.075
46	3.252	1:53.010	46	11.548	1:52.560	25	3.693	1:51.173	22	2.461	1:44.821	91	3.419	1:53.415
40	4.905	1:55.277	40	13.108	1:52.467	88	4.632	1:51.731	30	3.366	1:53.388	9	4.817	1:52.845
27	6.265	1:55.380	27	14.212	1:52.211	46	18.460	1:52.450	41	4.817	1:56.127	85	5.381	1:52.531
61	12.805	1:56.008	61	22.934	1:54.393	40	19.444	1:51.874	68	5.400	1:54.206	63	6.083	1:51.685
5	18.651	1:54.880	5	29.522	1:55.135	27	21.176	1:52.502	25	8.727	1:50.949	2	6.309	1:52.672
75	19.171	2:06.240	42	31.918	1:46.217	61	32.018	1:54.622	88	10.174	1:51.457	30	8.127	1:50.675
70	19.947	2:06.608	75	38.456	2:03.549	42	32.974	1:46.594	28	13.379	2:04.472	41	10.096	1:51.193
12	29.538	1:56.117	70	39.236	2:03.553	5	39.647	1:55.663	33	14.000	2:02.898	68	10.875	1:51.389
36	29.715	1:55.767	6	41.371	1:47.356	6	44.851	1:49.018	46	24.244	1:51.699	25	13.727	1:50.914
42	29.965	1:46.759	12	41.977	1:56.703	26	46.189	1:48.854	40	26.238	1:52.709	88	16.258	1:51.998
38	30.894	1:55.244	26	42.873	1:48.047	38	51.702	3:50.610	27	27.709	1:52.448	33	28.262	2:00.176
74	31.573	1:56.378	74	44.988	1:57.679	12	53.622	1:57.183	42	32.847	1:45.788	46	30.709	1:52.379
64	32.216	1:57.214	64	45.390	1:57.438	14	54.519	1:49.208	61	41.833	1:55.730	28	30.842	2:03.377
6	38.279	1:47.086	14	50.849	1:49.352	74	54.680	1:55.230	6	46.389	1:47.453	42	32.532	1:45.599
26	39.090	1:48.648	19	58.273	1:49.318	64	55.586	1:55.734	26	48.374	1:48.100	40	33.836	1:53.512
14	45.761	1:48.939	89	58.874	1:50.036	75	59.617	2:06.699	5	49.215	1:55.483	27	34.983	1:53.188
13	51.723	1:58.310	56	1:00.046	1:48.770	19	1:00.955	1:48.220	14	57.432	1:48.828	6	48.150	1:47.675
66	52.320	1:57.313	37	1:03.298	1:49.459	89	1:01.346	1:48.010	38	1:01.343	1:55.556	26	50.670	1:48.210
89	53.102	1:47.836	66	1:08.013	1:59.957	56	1:02.206	1:47.698	12	1:03.297	1:55.590	61	50.902	1:54.983
19	53.219	1:48.579	17	1:09.615	1:49.838	37	1:06.037	1:48.277	74	1:04.151	1:55.386	5	57.535	1:54.234
56	55.540	1:48.175	13	1:18.775	2:11.316	17	1:15.155	1:51.078	19	1:04.237	1:49.197	14	59.711	1:48.193
37	58.103	1:48.918	45	1:20.916	1:50.426	66	1:19.402	1:56.927	64	1:04.899	1:55.228	89	1:08.701	1:49.554
17	1:04.041	1:50.229	72	1:23.185	1:50.174	45	1:25.267	1:49.889	89	1:05.061	1:49.630	56	1:09.377	1:49.934
45	1:14.754	1:50.716	91	1:35.788	1:51.623	72	1:28.093	1:50.446	56	1:05.357	1:49.066	19	1:11.731	1:53.408
72	1:17.275	1:50.768	9	1:37.842	1:53.809	13	1:32.167	1:58.930	37	1:11.918	1:51.796	38	1:11.852	1:56.423
28	1:21.943	2:02.699	2	1:39.443	1:54.192	91	1:41.833	1:51.583	75	1:17.279	2:03.577	74	1:15.729	1:57.492
33	1:23.176	2:00.253	85	1:39.708	1:54.042	9	1:43.801	1:51.497	17	1:19.334	1:50.094	37	1:16.574	1:50.570
9	1:28.297	1:51.891	41	1:40.143	1:52.733	85	1:44.679	1:50.509	70	1:19.729	4:11.946	64	1:16.667	1:57.682
91	1:28.429	1:51.733	28	1:40.360	2:02.681	2	1:45.466	1:51.561	45	1:29.226	1:49.874	12	1:17.087	1:59.704
2	1:29.515	1:51.538	63	1:40.513	1:51.042				66	1:30.716	1:57.229	17	1:24.003	1:50.583
85	1:29.930	1:49.516	30	1:41.431	1:51.374				72	1:30.889	1:48.711	45	1:33.350	1:50.038
41	1:31.674	1:51.589	33	1:42.555	2:03.643				13	1:44.741	1:58.489	72	1:35.503	1:50.528
63	1:33.735	1:50.478	68	1:42.647	1:51.166							75	1:35.684	2:04.319
30	1:34.321	1:50.686										70	1:37.186	2:03.371
68	1:35.745	1:50.679										66	1:41.926	1:57.124
25	1:42.322	1:51.564												
88	1:42.703	1:51.156												

Weather / Track : Cloudy / Dry

www.msttiming.com

Silverstone International
Circuit Length = 2.2487 miles
Start: 14:42 End: 15:14

Virgin Radio Classic Rock 'Equipe' GTS with Jigsaw Racing
RACE 4 - LAP CHART

Lap 16			Lap 17		
No	Behind	Laptime	No	Behind	Laptime
76		1:44.774	76		1:44.932
22	2.264	1:44.416	22	3.142	1:45.810
91	10.080	1:51.435	75	9.180	2:03.202
9	11.692	1:51.649	66	10.879	1:58.659
85	12.025	1:51.418	91	15.549	1:50.401
63	13.049	1:51.740	9	16.983	1:50.223
2	13.676	1:52.141	85	17.712	1:50.619
30	14.714	1:51.361	63	18.147	1:50.030
13	15.619	2:01.566	2	18.887	1:50.143
41	16.434	1:51.112	30	20.811	1:51.029
68	17.789	1:51.688	41	22.832	1:51.330
25	20.717	1:51.764	68	23.249	1:50.392
88	22.095	1:50.611	25	28.239	1:52.454
42	35.071	1:47.313	88	28.758	1:51.595
46	40.862	1:54.927	13	30.561	1:59.874
40	43.116	1:54.054	42	36.045	1:45.906
27	45.003	1:54.794	46	49.076	1:53.146
33	45.429	2:01.941	40	50.735	1:52.551
6	51.739	1:48.363	27	51.840	1:51.769
28	51.984	2:05.916	6	56.015	1:49.208
26	55.138	1:49.242	33	1:00.511	2:00.014
61	1:00.466	1:54.338	26	1:00.587	1:50.381
14	1:02.829	1:47.892	14	1:05.717	1:47.820
5	1:07.607	1:54.846	61	1:11.312	1:55.778
89	1:12.193	1:48.266	28	1:12.951	2:05.899
56	1:13.795	1:49.192	89	1:15.880	1:48.619
19	1:14.297	1:47.340	56	1:16.278	1:47.415
37	1:21.244	1:49.444	19	1:17.429	1:48.064
38	1:23.262	1:56.184	5	1:17.581	1:54.906
74	1:25.963	1:55.008	37	1:27.458	1:51.146
64	1:26.309	1:54.416	17	1:33.250	1:50.025
17	1:28.157	1:48.928	38	1:33.543	1:55.213
12	1:28.862	1:56.549	74	1:35.765	1:54.734
45	1:37.945	1:49.369	64	1:36.381	1:55.004
72	1:39.322	1:48.593	12	1:39.812	1:55.882
			45	1:42.511	1:49.498
			72	1:43.764	1:49.374

Virgin Radio Classic Rock 'Equipe' GTS with Jigsaw Racing

RACE 14 - GRID

ROW 22	10	Graham COLES	
ROW 21	16	Tony WILSON-SPRATT	50 Alistair PUGH
ROW 20	36	Nick WILKINS	7 Graham COLES
ROW 19	70	Linda FULLER	38 Nick SMITH
ROW 18	28	Clive COCKS	75 Pat ARCULUS
ROW 17	33	Keith HAMPSON	14 Jeremy COTTINGHAM
ROW 16	13	Paul FREEMAN	46 James WILLIS
ROW 15	12	Simon GURNEY	66 Graeme FORRESTER
ROW 14	74	Michael VAN OFEN	64 Jorn RASMUSSEN
ROW 13	61	Andrew BURROUGHS	5 Steve HALL
ROW 12	40	Trevor KEMP	27 Bob ALLEN
ROW 11	25	Tim PATCHETT	88 Jurgen FELSKE
ROW 10	41	Mark WAY	68 John WILKES
ROW 9	2	Paul WOOLMER	30 Ron CODY
ROW 8	85	Stephen BOND	63 Graham BATES
ROW 7	91	Norrie NICOLL	9 George EDNEY
ROW 6	45	John PALMER	72 Brian ARCULUS
ROW 5	37	Simon MERRIOTT	17 David BERESFORD
ROW 4	56	Angus DENT	19 Bill KIRKPATRICK
ROW 3	26	Stephen RADCLIFFE	89 Jerry STOCK
ROW 2	42	Neil HOWE	6 John ANDON
ROW 1	76	Mark ASHWORTH	22 Tom SMITH
		Pole	

Silverstone International
Circuit Length = 2.2487 miles

Weather / Track : Rain / Wet

These results are provisional until the conclusion of any judicial and technical matters.

Clerk of Course :

Timekeeper :

Virgin Radio Classic Rock 'Equipe' GTS with Jigsaw Racing

RACE 14 - CLASSIFICATION

POS	NO	CL	NAME	ENTRY	LAPS	TIME	GAP	DIFF	MPH	BEST	ON
1	22	4	Tom SMITH	MGB	16	31:17.879			68.97	1:53.718	15
2	42	5	Neil HOWE	Triumph TR4	16	31:51.579	33.700	33.700	67.75	1:52.004	16
3	17	4	David BERESFORD	MGB	16	32:01.060	43.181	9.481	67.42	1:54.249	16
4	89	4	Jerry STOCK	MGB	16	32:01.249	43.370	0.189	67.41	1:53.749	16
5	14	4	Jeremy COTTINGHAM	MGB	16	32:28.559	1:10.680	27.310	66.47	1:53.448	15
6	78	4	Simon ASHWORTH	MGB	16	32:29.466	1:11.587	0.907	66.44	1:54.372	16
7	19	4	Bill KIRKPATRICK	MGB	16	33:14.492	1:56.613	45.026	64.94	1:58.760	16
8	88	4	Jurgen FELSKE	MGB	15	31:19.624	1 lap	1 lap	64.60	1:58.316	15
9	76	4	Mark ASHWORTH	TVR Grantura 1800S	15	31:20.607	1 lap	0.983	64.57	1:58.233	14
10	30	4	Ron CODY	MGA	15	31:41.685	1 lap	21.078	63.85	1:56.750	15
11	46	2	James WILLIS	MG Midget Coupe	15	31:42.605	1 lap	0.920	63.82	1:57.088	15
12	68	4	John WILKES	MGB	15	31:46.082	1 lap	3.477	63.70	2:00.662	15
13	56	4	Angus DENT	MGB	15	31:51.159	1 lap	5.077	63.53	1:56.827	15
14	2	2	Paul WOOLMER	Sebring Sprite	15	31:55.315	1 lap	4.156	63.40	2:00.356	15
15	9	4	George EDNEY	MGB	15	32:00.844	1 lap	5.529	63.21	2:00.555	14
16	85	4	Stephen BOND	MGB	15	32:09.005	1 lap	8.161	62.95	2:02.057	14
17	61	4	Andrew BURROUGHS	MGB	15	32:13.082	1 lap	4.077	62.81	2:03.292	14
18	64	4	Jorn RASMUSSEN	MGB	15	32:15.656	1 lap	2.574	62.73	2:00.008	15
19	10	4	Graham COLES	MGA	15	32:16.416	1 lap	0.760	62.70	1:59.059	15
20	36	6	Nick WILKINS	Jaguar XK120	15	32:34.612	1 lap	18.196	62.12	2:01.276	14
21	27	4	Bob ALLEN	MGB	15	32:40.428	1 lap	5.816	61.94	2:02.740	12
22	5	4	Steve HALL	MGB	15	32:41.932	1 lap	1.504	61.89	2:04.203	15
23	25	4	Tim PATCHETT	MGB	15	32:50.240	1 lap	8.308	61.63	2:02.092	15
24	41	4	Mark WAY	MGB	15	32:54.730	1 lap	4.490	61.49	2:03.787	15
25	74	4	Michael VAN OFEN	MGB	14	31:26.228	2 laps	1 lap	60.08	2:04.648	14
26	66	4	Graeme FORRESTER	MGB	14	31:38.128	2 laps	11.900	59.70	2:04.937	14
27	12	3	Simon GURNEY	MGA Sebring	14	31:52.618	2 laps	14.490	59.25	2:08.235	14
28	72	5	Brian ARCULUS	Triumph TR3a	14	31:53.921	2 laps	1.303	59.21	2:07.172	14
29	91	4	Norrie NICOLL	TVR Grantura Mk3	14	31:54.993	2 laps	1.072	59.18	2:05.663	14
30	38	3	Nick SMITH	Alfa Romeo GTA	14	32:06.699	2 laps	11.706	58.82	2:06.806	14
31	52	2	Helen ELSTROP	Triumph Spitfire	14	32:12.969	2 laps	6.270	58.63	2:09.166	13
32	45	2	John PALMER	MG Midget	14	32:13.563	2 laps	0.594	58.61	2:05.231	14
33	16	2	Tony WILSON-SPRATT	WSM Sprite	14	32:37.480	2 laps	23.917	57.89	2:09.596	13
34	13	4	Paul FREEMAN	MGB	14	33:24.933	2 laps	47.453	56.52	2:17.405	13
35	28	2	Clive COCKS	WSM Sprite	14	34:03.165	2 laps	38.232	55.47	2:12.281	13
36	40	3	Trevor KEMP	Elva Courier	13	31:22.494	3 laps	1 lap	55.90	2:10.669	11
37	75	2	Pat ARCULUS	Lotus Elite	12	32:51.852	4 laps	1 lap	49.26	2:32.248	12

NOT CLASSIFIED

DNF	63	4	Graham BATES	MGB	10	21:47.307	6 laps	2 laps	61.92	2:06.467	9
DNF	33	3	Keith HAMPSON	Sunbeam Alpine Le Mans	8	20:46.505	8 laps	2 laps	51.95	2:28.613	4

FASTEST LAP

46	2	James WILLIS	MG Midget Coupe	15	1:57.088	69.14 mph	111.27 kph
38	3	Nick SMITH	Alfa Romeo GTA	14	2:06.806	63.84 mph	102.74 kph
14	4	Jeremy COTTINGHAM	MGB	15	1:53.448	71.35 mph	114.84 kph
42	5	Neil HOWE	Triumph TR4	16	1:52.004	72.27 mph	116.32 kph
36	6	Nick WILKINS	Jaguar XK120	14	2:01.276	66.75 mph	107.42 kph

Weather / Track : Cloudy / Damp

These results are provisional until the conclusion of any judicial and technical matters.

Silverstone International
Circuit Length = 2.2487 miles
Start: 15:36 End: 16:11

Clerk of Course :

Timekeeper :

Virgin Radio Classic Rock 'Equipe' GTS with Jigsaw Racing

RACE 14 - LAP CHART

Lap 1			Lap 2			Lap 3			Lap 4			Lap 5		
No	Behind	Laptime	No	Behind	Laptime	No	Behind	Laptime	No	Behind	Laptime	No	Behind	Laptime
22		2:01.544	22		1:59.682	22		1:58.966	22		1:58.002	22		1:58.580
42	5.346	2:06.422	42	10.318	2:04.654	42	14.492	2:03.140	42	18.418	2:01.928	28	6.090	2:24.614
17	8.051	2:08.116	17	12.562	2:04.193	17	17.384	2:03.788	17	22.822	2:03.440	42	21.987	2:02.149
76	8.157	2:09.548	89	13.527	2:04.840	89	17.732	2:03.171	89	23.058	2:03.328	33	22.613	2:28.613
89	8.369	2:09.272	76	17.065	2:08.590	19	25.240	2:06.905	75	25.457	2:42.256	17	25.935	2:01.693
19	8.683	2:09.228	19	17.301	2:08.300	76	27.409	2:09.310	19	32.290	2:05.052	89	26.338	2:01.860
9	15.317	2:14.436	68	27.731	2:11.812	68	37.130	2:08.365	76	36.438	2:07.031	19	39.810	2:06.100
68	15.601	2:13.698	63	29.201	2:11.718	78	37.706	2:06.562	78	42.261	2:02.557	78	45.380	2:01.699
63	17.165	2:15.704	88	29.724	2:11.549	88	38.453	2:07.695	14	43.606	2:02.946	76	45.874	2:08.016
88	17.857	2:14.757	78	30.110	2:08.864	14	38.662	2:05.774	68	46.604	2:07.476	14	46.775	2:01.749
30	18.564	2:16.704	9	30.614	2:14.979	63	41.320	2:11.085	88	48.113	2:07.662	40	52.551	3:27.439
85	20.483	2:18.387	30	30.982	2:12.100	9	43.632	2:11.984	63	52.117	2:08.799	88	55.669	2:06.136
78	20.928	2:14.163	14	31.854	2:07.250	61	44.507	2:08.285	61	55.064	2:08.559	68	56.741	2:08.717
72	21.444	2:21.113	85	34.898	2:14.097	30	45.399	2:13.383	9	56.494	2:10.864	63	1:03.769	2:10.232
14	24.286	2:18.232	61	35.188	2:09.765	85	47.666	2:11.734	30	56.977	2:09.580	2	1:07.928	2:08.142
5	24.340	2:20.805	5	36.603	2:11.945	2	49.015	2:10.385	2	58.366	2:07.353	30	1:08.047	2:09.650
61	25.105	2:20.702	2	37.596	2:11.716	5	49.067	2:11.430	85	58.638	2:08.974	9	1:09.660	2:11.746
91	25.383	2:23.936	64	40.118	2:14.029	46	50.594	2:06.284	46	1:00.199	2:07.607	85	1:10.024	2:09.966
2	25.562	2:23.016	72	41.470	2:19.708	64	52.564	2:11.412	5	1:02.342	2:11.277	46	1:10.441	2:08.822
64	25.771	2:21.408	46	43.276	2:13.864	74	58.901	2:13.956	64	1:04.086	2:09.524	5	1:13.117	2:09.355
74	27.416	2:22.398	74	43.911	2:16.177	10	59.543	2:11.420	10	1:13.301	2:11.760	64	1:15.173	2:09.667
41	27.939	2:24.817	27	46.791	2:17.484	27	1:00.746	2:12.921	27	1:15.476	2:12.732	75	1:15.626	2:48.749
27	28.989	2:24.563	10	47.089	2:13.104	41	1:02.761	2:12.597	74	1:16.207	2:15.308	61	1:15.658	2:19.174
46	29.094	2:22.330	91	48.826	2:23.125	72	1:04.224	2:21.720	41	1:17.366	2:12.607	10	1:22.878	2:08.157
12	30.866	2:24.977	41	49.130	2:20.873	91	1:08.459	2:18.599	72	1:22.593	2:16.371	41	1:30.307	2:11.521
13	32.840	2:27.248	12	49.215	2:18.031	25	1:08.870	2:17.930	25	1:23.159	2:12.291	74	1:31.586	2:13.959
10	33.667	2:25.125	25	49.906	2:13.571	12	1:09.261	2:19.012	36	1:24.290	2:11.975	56	1:32.954	2:06.454
66	35.477	2:30.462	66	52.429	2:16.634	66	1:10.267	2:16.804	56	1:25.080	2:10.296	27	1:35.479	2:18.583
25	36.017	2:32.258	36	56.130	2:17.739	36	1:10.317	2:13.153	12	1:27.101	2:15.842	25	1:36.234	2:11.655
45	37.323	2:35.591	13	57.333	2:24.175	56	1:12.786	2:10.663	66	1:28.650	2:16.385	36	1:36.582	2:10.872
40	37.809	2:32.508	40	1:00.828	2:22.701	13	1:21.306	2:22.939	91	1:32.137	2:21.680	72	1:42.534	2:18.521
36	38.073	2:29.904	56	1:01.089	2:12.357	40	1:21.694	2:19.832	13	1:46.886	2:23.582	66	1:43.249	2:13.179
38	38.990	2:30.051	52	1:03.868	2:24.045	52	1:26.511	2:21.609	52	1:47.244	2:18.735	12	1:43.495	2:14.974
52	39.505	2:30.567	38	1:05.157	2:25.849	38	1:27.810	2:21.619	38	1:50.056	2:20.248	91	1:53.444	2:19.887
16	40.411	2:33.112	16	1:06.446	2:25.717	16	1:29.765	2:22.285	16	1:51.084	2:19.321			
28	43.226	2:35.253	45	1:07.374	2:29.733	45	1:33.154	2:24.746	45	1:58.420	2:23.268			
33	46.936	2:39.255	28	1:10.815	2:27.271	28	1:38.058	2:26.209						
56	48.414	2:48.309	33	1:19.923	2:32.669	33	1:50.582	2:29.625						
75	56.274	2:47.834	75	1:40.169	2:43.577									

Virgin Radio Classic Rock 'Equipe' GTS with Jigsaw Racing

RACE 14 - LAP CHART

Lap 6			Lap 7			Lap 8			Lap 9			Lap 10		
No	Behind	Laptime	No	Behind	Laptime	No	Behind	Laptime	No	Behind	Laptime	No	Behind	Laptime
22		1:57.485	22		1:57.052	22		1:56.659	22		1:56.048	22		1:56.340
52	9.389	2:18.210	72	5.464	2:17.467	41	2.047	2:10.638	5	6.251	2:11.857	61	1.118	2:05.219
38	13.604	2:19.613	66	6.109	2:17.397	27	3.371	2:09.351	40	7.105	2:20.375	64	3.289	2:06.159
16	13.797	2:18.778	12	9.814	2:20.856	25	6.609	2:11.677	33	9.252	2:34.990 P	56	4.482	2:01.752
13	14.426	2:23.605	75	10.576	2:49.487	36	7.201	2:11.951	27	13.895	2:06.572	10	8.684	2:06.436
45	23.177	2:20.822	91	17.770	2:18.863	74	15.329	2:21.486	41	16.178	2:10.179	5	20.014	2:10.103
42	25.720	2:01.218	42	28.803	2:00.135	66	26.007	2:16.557	36	16.667	2:05.514	27	23.185	2:05.630
17	29.404	2:00.954	52	31.428	2:19.091	72	26.022	2:17.217	25	19.504	2:08.943	36	28.631	2:08.304
89	29.831	2:00.978	17	33.825	2:01.473	12	27.477	2:14.322	74	34.100	2:14.819	41	28.879	2:09.041
28	32.376	2:02.771	89	34.668	2:01.889	42	33.401	2:01.257	42	36.396	1:59.043	40	29.984	2:19.219
19	44.582	2:02.257	16	39.394	2:22.649	17	37.349	2:00.183	17	40.401	1:59.100	25	33.462	2:10.298
78	48.245	2:00.350	38	39.518	2:22.966	89	37.731	1:59.722	89	41.128	1:59.445	42	37.802	1:57.746
14	51.585	2:02.295	13	40.702	2:23.328	91	39.313	2:18.202	72	47.011	2:17.037	17	41.057	1:56.996
33	54.019	2:28.891	45	45.985	2:19.860	52	53.383	2:18.614	66	47.623	2:17.664	89	42.056	1:57.268
76	55.164	2:06.775	19	49.674	2:02.144	78	55.777	2:01.879	12	48.044	2:16.615	74	52.275	2:14.515
88	1:01.866	2:03.682	78	50.557	1:59.364	75	56.051	2:42.134	91	58.558	2:15.293	33	59.142	2:46.230
68	1:07.471	2:08.215	14	56.034	2:01.501	19	58.869	2:05.854	78	58.623	1:58.894	78	1:02.592	2:00.309
40	1:15.520	2:20.454	28	1:01.471	2:26.147	38	1:00.270	2:17.411	14	1:05.435	2:00.829	72	1:04.915	2:14.244
30	1:15.932	2:05.370	76	1:04.948	2:06.836	14	1:00.654	2:01.279	19	1:06.479	2:03.658	66	1:05.541	2:14.258
63	1:17.036	2:10.752	88	1:09.011	2:04.197	16	1:02.690	2:19.955	52	1:13.919	2:16.584	12	1:05.816	2:14.112
9	1:19.470	2:07.295	68	1:18.713	2:08.294	13	1:03.254	2:19.211	38	1:18.168	2:13.946	14	1:08.793	1:59.698
46	1:19.722	2:06.766	30	1:23.908	2:05.028	45	1:07.299	2:17.973	16	1:24.257	2:17.615	19	1:11.171	2:01.032
85	1:21.898	2:09.359	33	1:26.969	2:30.002	76	1:13.398	2:05.109	76	1:24.344	2:06.994	91	1:17.396	2:15.178
2	1:25.623	2:15.180	63	1:27.654	2:07.670	88	1:14.870	2:02.518	88	1:25.095	2:06.273	52	1:32.399	2:14.820
61	1:25.881	2:07.708	46	1:28.340	2:05.670	28	1:27.480	2:22.668	13	1:27.619	2:20.413	88	1:33.207	2:04.452
64	1:27.664	2:09.976	9	1:31.467	2:09.049	68	1:28.209	2:06.155	45	1:28.763	2:17.512	76	1:33.708	2:05.704
5	1:33.230	2:17.598	2	1:32.590	2:04.019	30	1:31.293	2:04.044	68	1:37.044	2:04.883	38	1:33.751	2:11.923
10	1:33.640	2:08.247	85	1:33.030	2:08.184	46	1:38.491	2:06.810	30	1:39.695	2:04.450	16	1:41.843	2:13.926
56	1:40.336	2:04.867	64	1:38.111	2:07.499	63	1:39.136	2:08.141	46	1:45.907	2:03.464	45	1:44.757	2:12.334
41	1:45.120	2:12.298	61	1:38.503	2:09.674	2	1:41.326	2:05.395	75	1:46.168	2:46.165	68	1:45.626	2:04.922
74	1:47.554	2:13.453	40	1:39.437	2:20.969	9	1:42.127	2:07.319	2	1:49.252	2:03.974	30	1:46.352	2:02.997
27	1:47.731	2:09.737	10	1:44.893	2:08.305	85	1:44.987	2:08.616	63	1:49.555	2:06.467	13	1:50.945	2:19.666
25	1:48.643	2:09.894	5	1:47.101	2:10.923	61	1:48.287	2:06.443	9	1:52.874	2:06.795	46	1:52.191	2:02.624
36	1:48.961	2:09.864	56	1:47.505	2:04.221	64	1:49.518	2:08.066	28	1:53.418	2:21.986	2	1:55.374	2:02.462
						10	1:54.636	2:06.402	85	1:55.858	2:06.919			
						56	1:55.118	2:04.272						

Silverstone International
Circuit Length = 2.2487 miles
Start: 15:36 End: 16:11

Weather / Track : Cloudy / Damp

www.msttiming.com

Virgin Radio Classic Rock 'Equipe' GTS with Jigsaw Racing

RACE 14 - LAP CHART

Lap 11			Lap 12			Lap 13			Lap 14			Lap 15		
No	Behind	Laptime	No	Behind	Laptime	No	Behind	Laptime	No	Behind	Laptime	No	Behind	Laptime
22		1:56.698	22		1:54.743	22		1:55.886	22		1:54.630	22		1:53.718
63	3.246	2:06.729	46	3.704	2:02.954	68	5.879	2:02.200	12	3.570	2:10.344	66	10.153	2:05.892
9	4.727	2:04.891	45	5.397	2:12.081	52	7.960	2:10.658	72	3.582	2:14.404	12	21.345	2:11.493
85	8.879	2:06.059	2	6.232	2:02.299	30	8.409	2:05.781	91	11.316	2:10.017	30	21.897	2:01.801
56	11.327	2:03.543	16	8.056	2:17.654	46	8.945	2:01.127	75	13.289	2:41.788	68	22.382	2:02.698
61	11.921	2:07.501	9	14.942	2:04.958	38	9.571	2:12.001	68	13.402	2:02.153	46	22.479	2:02.271
64	13.110	2:06.519	56	19.085	2:02.501	2	12.464	2:02.118	30	13.814	2:00.035	72	23.711	2:13.847
10	18.306	2:06.320	85	20.012	2:05.876	45	17.119	2:07.608	46	13.926	1:59.611	91	26.292	2:08.694
28	24.208	2:23.828	61	20.666	2:03.488	9	22.651	2:03.595	2	21.030	2:03.196	56	31.294	1:57.352
5	31.605	2:08.289	64	22.544	2:04.177	56	22.705	1:59.506	38	23.744	2:08.803	2	31.921	2:04.609
27	32.174	2:05.687	13	23.682	2:24.178	16	25.772	2:13.602	52	24.378	2:11.048	42	36.537	1:54.412
75	35.657	2:42.527	10	29.034	2:05.471	85	26.615	2:02.489	56	27.660	1:59.585	38	36.855	2:06.829
36	36.731	2:04.798	42	38.566	1:55.588	61	28.165	2:03.385	9	30.145	2:02.124	9	36.982	2:00.555
42	37.721	1:56.617	17	44.028	1:57.662	64	29.003	2:02.345	45	30.473	2:07.984	52	39.826	2:09.166
17	41.109	1:56.750	5	44.772	2:07.910	10	37.197	2:04.049	85	34.967	2:02.982	85	43.306	2:02.057
41	42.330	2:10.149	89	45.083	1:57.231	42	37.325	1:54.645	42	35.843	1:53.148	17	43.773	1:54.733
89	42.595	1:57.237	27	47.209	2:09.778	17	43.072	1:54.930	61	37.141	2:03.606	89	44.462	1:54.747
25	44.458	2:07.694	36	48.207	2:06.219	89	43.583	1:54.386	64	42.106	2:07.733	45	45.294	2:08.539
40	50.792	2:17.506	28	49.913	2:20.448	13	50.340	2:22.544	17	42.758	1:54.316	61	46.715	2:03.292
78	1:05.393	1:59.499	41	55.079	2:07.492	5	53.402	2:04.516	89	43.433	1:54.480	64	52.610	2:04.222
74	1:07.430	2:11.853	25	57.278	2:07.563	27	54.063	2:02.740	16	46.192	2:15.050	10	54.319	2:01.786
14	1:09.598	1:57.503	78	1:08.082	1:57.432	36	54.733	2:02.412	10	46.251	2:03.684	75	56.566	2:36.995
72	1:21.529	2:13.312	40	1:10.205	2:14.156	41	1:05.816	2:06.623	36	1:02.728	2:02.625	16	1:02.070	2:09.596
66	1:23.037	2:14.194	14	1:10.459	1:55.604	25	1:06.576	2:05.184	5	1:03.897	2:05.125	36	1:10.286	2:01.276
19	1:23.664	2:09.191	75	1:22.017	2:41.103	78	1:08.788	1:56.592	27	1:04.338	2:04.905	14	1:10.579	1:53.448
12	1:26.549	2:17.431	74	1:23.608	2:10.921	14	1:09.566	1:54.993	14	1:10.849	1:55.913	78	1:12.056	1:54.605
91	1:34.767	2:14.069	19	1:31.011	2:02.090	28	1:14.954	2:20.927	78	1:11.169	1:57.011	27	1:14.096	2:03.476
88	1:37.589	2:01.080	66	1:39.582	2:11.288	40	1:24.988	2:10.669	41	1:16.343	2:05.157	5	1:14.691	2:04.512
76	1:39.059	2:02.049	72	1:39.694	2:12.908	74	1:38.815	2:11.093	25	1:16.461	2:04.515	25	1:25.110	2:02.367
52	1:47.931	2:12.230	88	1:43.375	2:00.529	19	1:38.885	2:03.760	13	1:18.519	2:22.809	41	1:27.905	2:05.280
38	1:48.199	2:11.146	12	1:43.742	2:11.936	88	1:47.963	2:00.474	28	1:35.479	2:15.155	13	1:42.206	2:17.405
30	1:53.257	2:03.603	76	1:45.796	2:01.480	76	1:48.810	1:58.900	40	1:41.107	2:10.749	19	1:52.694	2:02.158
68	1:54.308	2:05.380	91	1:51.815	2:11.791	66	1:52.609	2:08.913	19	1:44.254	1:59.999	28	1:54.042	2:12.281
									88	1:51.988	1:58.655			
									74	1:52.260	2:08.075			
									76	1:52.413	1:58.233			

Silverstone International
Circuit Length = 2.2487 miles
Start: 15:36 End: 16:11

Weather / Track : Cloudy / Damp

www.msttiming.com

Virgin Radio Classic Rock 'Equipe' GTS with Jigsaw Racing
RACE 14 - LAP CHART

Lap 16		
No	Behind	Laptime
22		1:54.841
88	1.745	1:58.316
76	2.728	1:58.874
40	4.615	2:12.067
74	8.349	2:04.648
66	20.249	2:04.937
30	23.806	1:56.750
46	24.726	1:57.088
68	28.203	2:00.662
56	33.280	1:56.827
42	33.700	1:52.004
12	34.739	2:08.235
72	36.042	2:07.172
91	37.114	2:05.663
2	37.436	2:00.356
9	42.965	2:00.824
17	43.181	1:54.249
89	43.370	1:53.749
38	48.820	2:06.806
85	51.126	2:02.661
52	55.090	2:10.105
61	55.203	2:03.329
45	55.684	2:05.231
64	57.777	2:00.008
10	58.537	1:59.059
14	1:10.680	1:54.942
78	1:11.587	1:54.372
36	1:16.733	2:01.288
16	1:19.601	2:12.372
27	1:22.549	2:03.294
5	1:24.053	2:04.203
25	1:32.361	2:02.092
75	1:33.973	2:32.248
41	1:36.851	2:03.787
19	1:56.613	1:58.760
13	2:07.054	2:19.689
22		1:54.841
28	2:45.286	2:46.085
88	1.745	1:58.316

Lenham Cars-Cornwall Surveying MG Midget Challenge
QUALIFYING - RACE 5 - CLASSIFICATION - AMENDED

POS	NO	CL	NAME	ENTRY	TIME	ON	LAPS	GAP	DIFF	MPH
1	31	A	Edward REEVE	MG Midget	1:36.687	6	8			83.72
2	32	A	William SMALLRIDGE	MG Midget	1:36.899	5	9	0.212	0.212	83.54
3	38	A	David WESTON	MG Midget	1:38.252	5	9	1.565	1.353	82.39
4	35	A	Richard PERRY	MG Midget	1:38.721	5	8	2.034	0.469	82.00
5	34	A	Gil DUFFEY	MG Midget	1:40.673	6	9	3.986	1.952	80.41
6	36	A	Tim STORRAR	Lenham Sprite	1:40.967	4	9	4.280	0.294	80.17
7	63	B	Peter COLLINSON	MG Midget	1:42.550	5	8	5.863	1.583	78.94
8	42	A	Andrew WILSON	AH Sprite	1:42.608	7	8	5.921	0.058	78.89
9	61	B	Mark TURNER	AH Sprite	1:43.180	6	8	6.493	0.572	78.45
10	1	B	Dominic MOONEY	AH Sprite	1:44.067	5	9	7.380	0.887	77.79
11	37	A	Martin MORRIS	MG Midget	1:45.397	7	8	8.710	1.330	76.80
12	50	A	Peter TIPPER	AH Sprite	1:45.586	5	8	8.899	0.189	76.67
13	66	B	Peter DIGNAN	AH Sprite	1:45.866	5	5	9.179	0.280	76.46
14	73	B	Dean STANTON	MG Midget	1:47.336	6	7	10.649	1.470	75.42
15	72	B	Adrian MOORE	MG Midget	1:47.776	7	8	11.089	0.440	75.11
16	6	C	David PRICE	MG Midget	1:49.693	3	6	13.006	1.917	73.80
17	3	C	David PYMM	MG Midget	1:49.722	4	8	13.035	0.029	73.78
18	71	B	Ian STAGG	MG Midget	1:50.217	3	6	13.530	0.495	73.45
19	65	B	Ian WOODBRIDGE	MG Midget	1:50.545	8	8	13.858	0.328	73.23
20	5	C	Andrew LOWIS	MG Midget	1:51.174	5	7	14.487	0.629	72.81
21	76	B	David JAMES	MG Midget	1:52.022	5	8	15.335	0.848	72.26
22	41	A	Berni BAXTER	MG Midget	1:52.177	5	8	15.490	0.155	72.16
23	4	C	John COLLINSON	MG Midget	1:52.763	6	8	16.076	0.586	71.79
24	8	C	Peter HARTLE	MG Midget	1:55.211	5	7	18.524	2.448	70.26
25	74	B	Martin HILLARD	MG Midget	1:55.916	8	8	19.229	0.705	69.83
26	67	B	Les GRIMSHAW	MG Midget	1:56.526	5	7	19.839	0.610	69.47
27	10	C	Kym BRADSHAW	MG Midget	1:57.705	6	7	21.018	1.179	68.77
28	7	C	Steve COLLINSON	MG Midget	1:57.710	6	7	21.023	0.005	68.77
29	75	B	Jason MEREDITH	MG Midget	1:57.815	6	7	21.128	0.105	68.71
30	69	B	Holly SAMBELL	AH Sprite	1:58.219	4	7	21.532	0.404	68.47
31	68	B	Phil ATWOOD	AH Sprite	1:59.283	6	7	22.596	1.064	67.86
32	70	B	Vincent CAINEY	MG Midget	2:21.302	1	1	44.615	22.019	57.29

Car 5 Please fit Timing Transponder

Weather / Track : Cloudy / Dry

These results are provisional until the conclusion of any judicial and technical matters.

Silverstone International
 Circuit Length = 2.2487 miles
 Start: 10:26 End: 10:44

Clerk of Course :	Timekeeper :
-------------------	--------------

Lenham Cars-Cornwall Surveying MG Midget Challenge

QUALIFYING - RACE 5 - LAP ANALYSIS

1	Dominic MOONEY	AH Sprite	
1	1:52.613	6	1:44.105
2	1:45.814	7	1:46.280
3	1:45.510	8	1:49.387
4	1:44.993	9	1:45.075
5	1:44.067	10	
3	David PYMM	MG Midget	
1	1:59.573	5	1:51.391
2	1:57.572	6	1:49.856
3	1:49.791	7	1:50.554
4	1:49.722	8	1:50.067P
4	John COLLINSON	MG Midget	
1	2:10.320	5	1:54.153
2	1:58.518	6	1:52.763
3	1:54.689	7	1:54.667
4	1:56.990	8	1:53.975
5	Andrew LOWIS	MG Midget	
1	2:03.887	5	1:51.174
2	1:55.052	6	1:52.223
3	1:52.477	7	1:52.550
4	1:51.260	8	
6	David PRICE	MG Midget	
1	1:59.641	4	1:50.363
2	1:54.896	5	1:51.754
3	1:49.693	6	1:51.892
7	Steve COLLINSON	MG Midget	
1	2:10.756	5	1:59.832
2	2:00.332	6	1:57.710
3	1:59.666	7	2:10.054P
4	1:59.847	8	
8	Peter HARTLE	MG Midget	
1	2:13.030	5	1:55.211
2	2:01.687	6	2:19.322
3	1:58.533	7	2:14.020
4	2:09.294	8	
10	Kym BRADSHAW	MG Midget	
1	2:11.016	5	1:58.088
2	2:00.058	6	1:57.705
3	1:59.862	7	2:43.567P
4	1:58.752	8	
31	Edward REEVE	MG Midget	
1	2:06.644	5	1:36.999
2	1:46.574	6	1:36.687
3	1:40.948	7	1:37.837
4	1:37.936	8	2:03.177P
32	William SMALLRIDGE	MG Midget	
1	1:44.959	6	1:36.914
2	1:46.915	7	1:40.710
3	1:37.001	8	1:40.327
4	1:38.058	9	1:38.213
5	1:36.899	10	

Car 5 Please fit Timing Transponder

Weather / Track : Cloudy / Dry

www.msttiming.com

Silverstone International
Circuit Length = 3619 metres
Start: 10:26 End: 10:44

Lenham Cars-Cornwall Surveying MG Midget Challenge
QUALIFYING - RACE 5 - LAP ANALYSIS

34	Gil DUFFEY		MG Midget
1		1:50.158	6 1:40.673
2		1:43.548	7 1:41.855
3		1:44.232	8 1:44.703
4		1:40.811	9 1:49.956
5		1:41.121	10
35	Richard PERRY		MG Midget
1		1:57.028	5 1:38.721
2		1:42.130	6 1:39.165
3		1:41.859	7 1:40.825
4		1:39.714	8 2:02.672P
36	Tim STORRAR		Lenham Sprite
1		1:48.525	6 1:43.186
2		1:44.119	7 1:43.180
3		1:43.234	8 1:47.019
4		1:40.967	9 1:43.920
5		1:41.970	10
37	Martin MORRIS		MG Midget
1		2:04.627	5 1:47.285
2		1:50.265	6 1:47.068
3		1:49.086	7 1:45.397
4		1:47.646	8 1:46.682P
38	David WESTON		MG Midget
1		1:58.881	6 1:39.799
2		1:42.206	7 1:42.572
3		1:41.680	8 1:44.350
4		1:40.231	9 1:44.274
5		1:38.252	10
41	Berni BAXTER		MG Midget
1		2:07.045	5 1:52.177
2		1:57.211	6 1:53.067
3		1:54.737	7 1:53.923
4		1:54.154	8 1:54.057
42	Andrew WILSON		AH Sprite
1		1:56.664	5 1:43.258
2		1:45.807	6 1:42.711
3		1:43.800	7 1:42.608
4		1:43.191	8 1:54.046P
50	Peter TIPPER		AH Sprite
1		1:54.518	5 1:45.586
2		1:52.245	6 1:47.429
3		1:46.615	7 1:49.441
4		1:46.227	8 2:14.811P
61	Mark TURNER		AH Sprite
1		1:58.509	5 1:45.906
2		1:52.075	6 1:43.180
3		1:50.543	7 1:43.602
4		1:46.279	8 1:49.120P
63	Peter COLLINSON		MG Midget
1		1:52.775	5 1:42.550
2		2:02.462	6 1:44.581
3		1:43.359	7 1:43.556
4		1:42.682	8 2:07.355P

Car 5 Please fit Timing Transponder

Weather / Track : Cloudy / Dry

www.msttiming.com

Silverstone International
 Circuit Length = 3619 metres
 Start: 10:26 End: 10:44

Lenham Cars-Cornwall Surveying MG Midget Challenge
QUALIFYING - RACE 5 - LAP ANALYSIS

65	Ian WOODBRIDGE		MG Midget
1		2:13.866	5 1:50.728
2		1:57.216	6 1:50.724
3		1:54.806	7 1:51.326
4		1:56.278	8 1:50.545
66	Peter DIGNAN		AH Sprite
1		1:52.689	4 1:46.553
2		1:51.647	5 1:45.866
3		1:50.513	6
67	Les GRIMSHAW		MG Midget
1		2:12.130	5 1:56.526
2		1:58.556	6 2:01.926
3		1:58.408	7 2:18.404P
4		1:59.665	8
68	Phil ATWOOD		AH Sprite
1		2:29.898	5 2:00.399
2		2:07.297	6 1:59.283
3		2:00.821	7 2:05.216P
4		2:02.205	8
69	Holly SAMBELL		AH Sprite
1		2:13.091	5 1:59.175
2		2:01.761	6 1:58.794
3		2:00.490	7 2:09.927P
4		1:58.219	8
71	Ian STAGG		MG Midget
1		1:53.368	4 1:50.892
2		1:52.493	5 1:52.018
3		1:50.217	6 1:54.670
72	Adrian MOORE		MG Midget
1		1:54.983	5 1:48.137
2		1:56.310	6 1:48.536
3		1:48.818	7 1:47.776
4		1:49.152	8 1:50.664P
73	Dean STANTON		MG Midget
1		2:09.871	5 1:48.237
2		1:52.745	6 1:47.336
3		1:49.573	7 2:37.036P
4		1:49.384	8
74	Martin HILLARD		MG Midget
1		2:06.086	5 1:57.597
2		1:59.757	6 1:57.729
3		1:58.804	7 1:58.198
4		1:57.430	8 1:55.916
75	Jason MEREDITH		MG Midget
1		2:14.219	5 2:00.311
2		2:01.479	6 1:57.815
3		2:00.803	7 2:19.413P
4		1:59.210	8
76	David JAMES		MG Midget
1		2:18.184	5 1:52.022
2		2:03.201	6 1:54.392
3		1:55.602	7 1:57.633

Car 5 Please fit Timing Transponder

Weather / Track : Cloudy / Dry

Lenham Cars-Cornwall Surveying MG Midget Challenge
QUALIFYING - RACE 5 - LAP ANALYSIS

4	1:55.634	8	1:53.080
---	----------	---	----------

Car 5 Please fit Timing Transponder


Weather / Track : Cloudy / Dry

www.msttiming.com

Silverstone International
Circuit Length = 3619 metres
Start: 10:26 End: 10:44

Lenham Cars-Cornwall Surveying MG Midget Challenge

RACE 5 - GRID - AMENDED

ROW 16	1:59.283 68 Phil ATWOOD	2:21.302 70 Vincent CAINEY
ROW 15	1:57.815 75 Jason MEREDITH	1:58.219 69 Holly SAMBELL
ROW 14	1:57.705 10 Kym BRADSHAW	1:57.710 7 Steve COLLINSON
ROW 13	1:55.916 74 Martin HILLARD	1:56.526 67 Les GRIMSHAW
ROW 12	1:52.763 4 John COLLINSON	1:55.211 8 Peter HARTLE
ROW 11	1:52.022 76 David JAMES	1:52.177 41 Berni BAXTER
ROW 10	1:50.545 65 Ian WOODBRIDGE	1:51.174 5 Andrew LOWIS
ROW 9	1:49.722 3 David PYMM	1:50.217 71 Ian STAGG
ROW 8	1:47.776 72 Adrian MOORE	1:49.693 6 David PRICE
ROW 7	1:45.866 66 Peter DIGNAN	1:47.336 73 Dean STANTON
ROW 6	1:45.397 37 Martin MORRIS	1:45.586 50 Peter TIPPER
ROW 5	1:43.180 61 Mark TURNER	1:44.067 1 Dominic MOONEY
ROW 4	1:42.550 63 Peter COLLINSON	1:42.608 42 Andrew WILSON
ROW 3	1:40.673 34 Gil DUFFEY	1:40.967 36 Tim STORRAR
ROW 2	1:38.252 38 David WESTON	1:38.721 35 Richard PERRY
ROW 1	1:36.687 31 Edward REEVE	1:36.899 32 William SMALLRIDGE
Pole		
		

Weather / Track : Cloudy / Dry

Silverstone International
Circuit Length = 2.2487 miles

These results are provisional until the conclusion of any judicial and technical matters.

Clerk of Course :

Timekeeper :

Lenham Cars-Cornwall Surveying MG Midget Challenge

RACE 5 - CLASSIFICATION

POS	NO	CL	NAME	ENTRY	LAPS	TIME	GAP	DIFF	MPH	BEST	ON
1	32	A	William SMALLRIDGE	MG Midget	8	13:12.467			81.72	1:35.522	3
2	31	A	Edward REEVE	MG Midget	8	13:19.815	7.348	7.348	80.97	1:37.910	5
3	35	A	Richard PERRY	MG Midget	8	13:20.928	8.461	1.113	80.86	1:37.789	6
4	38	A	David WESTON	MG Midget	8	13:35.367	22.900	14.439	79.42	1:38.838	4
5	34	A	Gil DUFFEY	MG Midget	8	13:35.876	23.409	0.509	79.37	1:39.077	4
6	36	A	Tim STORRAR	Lenham Sprite	8	13:51.097	38.630	15.221	77.92	1:41.464	4
7	1	B	Dominic MOONEY	AH Sprite	8	13:56.242	43.775	5.145	77.44	1:42.585	5
8	63	B	Peter COLLINSON	MG Midget	8	13:56.648	44.181	0.406	77.40	1:42.741	4
9	37	A	Martin MORRIS	MG Midget	8	14:15.905	1:03.438	19.257	75.66	1:43.510	4
10	61	B	Mark TURNER	AH Sprite	8	14:22.386	1:09.919	6.481	75.09	1:43.764	6
11	66	B	Peter DIGNAN	AH Sprite	8	14:28.306	1:15.839	5.920	74.58	1:45.527	6
12	73	B	Dean STANTON	MG Midget	8	14:28.828	1:16.361	0.522	74.54	1:46.191	6
13	50	A	Peter TIPPER	AH Sprite	8	14:31.807	1:19.340	2.979	74.28	1:45.602	3
14	72	B	Adrian MOORE	MG Midget	8	14:31.922	1:19.455	0.115	74.27	1:46.505	5
15	65	B	Ian WOODBRIDGE	MG Midget	8	14:57.556	1:45.089	25.634	72.15	1:48.814	3
16	76	B	David JAMES	MG Midget	8	14:57.950	1:45.483	0.394	72.12	1:47.368	4
17	71	B	Ian STAGG	MG Midget	8	14:59.708	1:47.241	1.758	71.98	1:47.496	3
18	6	C	David PRICE	MG Midget	8	15:00.264	1:47.797	0.556	71.93	1:50.018	3
19	3	C	David PYMM	MG Midget	8	15:02.346	1:49.879	2.082	71.77	1:49.926	3
20	5	C	Andrew LOWIS	MG Midget	7	13:26.755	1 lap	1 lap	70.24	1:51.263	4
21	4	C	John COLLINSON	MG Midget	7	13:34.992	1 lap	8.237	69.53	1:51.571	2
22	41	A	Berni BAXTER	MG Midget	7	13:43.272	1 lap	8.280	68.83	1:47.780	2
23	8	C	Peter HARTLE	MG Midget	7	13:46.859	1 lap	3.587	68.53	1:55.255	4
24	75	B	Jason MEREDITH	MG Midget	7	13:48.575	1 lap	1.716	68.39	1:53.934	5
25	74	B	Martin HILLARD	MG Midget	7	13:51.672	1 lap	3.097	68.13	1:55.397	5
26	69	B	Holly SAMBELL	AH Sprite	7	13:55.455	1 lap	3.783	67.82	1:54.618	4
27	68	B	Phil ATWOOD	AH Sprite	7	13:59.513	1 lap	4.058	67.50	1:54.296	4
28	10	C	Kym BRADSHAW	MG Midget	7	14:06.260	1 lap	6.747	66.96	1:55.781	2
29	67	B	Les GRIMSHAW	MG Midget	7	15:11.924	1 lap	1:05.664	62.14	2:03.545	2
30	70	B	Vincent CAINEY	MG Midget	6	13:20.092	2 laps	1 lap	60.70	2:07.204	2
NOT CLASSIFIED											
DNF	7	C	Steve COLLINSON	MG Midget	5	9:54.543	3 laps	1 lap	68.08	1:54.401	3
DNS	42	A	Andrew WILSON	AH Sprite	0						
FASTEST LAP											
32	A	William SMALLRIDGE	MG Midget	3	1:35.522		84.74 mph		136.39 kph		
1	B	Dominic MOONEY	AH Sprite	5	1:42.585		78.91 mph		127.00 kph		
3	C	David PYMM	MG Midget	3	1:49.926		73.64 mph		118.51 kph		

Weather / Track : Cloudy / Dry

These results are provisional until the conclusion of any judicial and technical matters.

Silverstone International
Circuit Length = 2.2487 miles
Start: 15:28 End: 15:43

Clerk of Course :

Timekeeper :

Lenham Cars-Cornwall Surveying MG Midget Challenge

RACE 5 - LAP CHART

Lap 1			Lap 2			Lap 3			Lap 4			Lap 5		
No	Behind	Laptime	No	Behind	Laptime	No	Behind	Laptime	No	Behind	Laptime	No	Behind	Laptime
32		1:40.049	32		1:35.589	32		1:35.522	32		1:35.667	32		1:37.110
35	2.123	1:40.603	35	6.694	1:40.160	31	10.258	1:38.961	70	7.916	2:10.483	31	13.643	1:37.910
31	2.267	1:42.120	31	6.819	1:40.141	35	11.593	1:40.421	31	12.843	1:38.252	35	14.550	1:37.942
34	4.803	1:43.205	34	9.414	1:40.200	34	13.542	1:39.650	35	13.718	1:37.792	34	19.753	1:39.911
38	5.473	1:44.676	38	9.709	1:39.825	38	14.387	1:40.200	34	16.952	1:39.077	38	20.289	1:39.841
63	8.518	1:46.668	36	15.400	1:42.203	36	21.640	1:41.762	38	17.558	1:38.838	67	23.049	2:08.188
36	8.786	1:47.265	63	16.556	1:43.627	63	24.041	1:43.007	36	27.437	1:41.464	36	32.872	1:42.545
1	9.178	1:46.955	1	17.053	1:43.464	1	24.865	1:43.334	63	31.115	1:42.741	63	36.840	1:42.835
61	12.959	1:50.278	61	21.466	1:44.096	37	30.749	1:43.684	1	32.313	1:43.115	1	37.788	1:42.585
50	13.263	1:50.347	37	22.587	1:43.978	61	30.810	1:44.866	37	38.592	1:43.510	70	42.344	2:11.538
37	14.198	1:50.017	50	24.065	1:46.391	50	34.145	1:45.602	50	45.601	1:47.123	37	51.026	1:49.544
73	14.939	1:51.548	73	27.131	1:47.781	73	38.722	1:47.113	61	47.631	1:52.488	61	54.847	1:44.326
66	15.763	1:52.298	66	27.853	1:47.679	72	40.039	1:47.535	73	50.629	1:47.574	50	55.959	1:47.468
72	16.160	1:52.361	72	28.026	1:47.455	66	40.288	1:47.957	72	51.094	1:46.722	73	59.777	1:46.258
71	17.315	1:53.146	71	29.395	1:47.669	71	41.369	1:47.496	66	51.864	1:47.243	66	1:00.416	1:45.662
65	18.085	1:53.650	41	30.535	1:47.780	41	43.568	1:48.555	71	55.306	1:49.604	72	1:00.489	1:46.505
41	18.344	1:52.414	65	32.461	1:49.965	65	45.753	1:48.814	41	56.219	1:48.318	71	1:06.714	1:48.518
6	20.122	1:55.971	6	34.601	1:50.068	6	49.097	1:50.018	65	59.299	1:49.213	41	1:07.420	1:48.311
76	20.395	1:55.344	76	34.957	1:50.151	76	49.245	1:49.810	76	1:00.946	1:47.368	65	1:11.257	1:49.068
3	21.117	1:56.469	3	35.991	1:50.463	3	50.395	1:49.926	6	1:04.094	1:50.664	76	1:12.523	1:48.687
4	21.785	1:56.101	4	37.767	1:51.571	5	54.082	1:51.474	3	1:04.736	1:50.008	6	1:17.274	1:50.290
5	22.105	1:51.868	5	38.130	1:51.614	4	55.323	1:53.078	5	1:09.678	1:51.263	3	1:17.889	1:50.263
8	25.119	1:59.328	8	45.443	1:55.913	8	1:05.793	1:55.872	4	1:13.630	1:53.974	5	1:25.175	1:52.607
7	25.935	1:59.304	7	47.507	1:57.161	7	1:06.386	1:54.401	8	1:25.381	1:55.255	4	1:32.098	1:55.578
74	26.837	2:00.343	69	47.761	1:56.102	69	1:07.268	1:55.029	7	1:25.926	1:55.207			
69	27.248	1:59.776	74	48.447	1:57.199	10	1:09.166	1:56.085	69	1:26.219	1:54.618			
10	28.411	2:01.652	10	48.603	1:55.781	74	1:09.533	1:56.608	74	1:29.762	1:55.896			
67	29.884	2:03.867	75	51.248	1:55.737	75	1:10.359	1:54.633	75	1:30.346	1:55.654			
75	31.100	2:00.863	67	57.840	2:03.545	68	1:18.201	1:55.452	10	1:31.353	1:57.854			
68	36.344	2:07.280	68	58.271	1:57.516	67	1:27.638	2:05.320	68	1:36.830	1:54.296			
70	37.007	2:08.453	70	1:08.622	2:07.204									

Lenham Cars-Cornwall Surveying MG Midget Challenge

RACE 5 - LAP CHART

Lap 6			Lap 7			Lap 8		
No	Behind	Laptime	No	Behind	Laptime	No	Behind	Laptime
32		1:37.700	32		1:38.277	32		1:47.218
8	6.343	1:55.772	5	2.709	1:53.511	31	7.348	1:38.664
7	7.571	1:56.455	4	12.238	1:56.117	70	7.625	2:17.178
69	7.786	1:56.377	31	15.902	1:39.803	35	8.461	1:39.135
75	9.470	1:53.934	35	16.544	1:40.182	5	14.288	1:58.797
74	10.349	1:55.397	8	23.917	1:55.851	4	22.525	1:57.505
31	14.376	1:38.433	69	25.111	1:55.602	38	22.900	1:43.475
35	14.639	1:37.789	38	26.643	1:41.932	34	23.409	1:43.437
68	17.265	1:55.245	34	27.190	1:42.296	41	30.805	2:18.715
10	19.955	2:03.412	75	27.635	1:56.442	8	34.392	1:57.693
38	22.988	1:40.399	74	28.526	1:56.454	75	36.108	1:55.691
34	23.171	1:41.118	68	36.967	1:57.979	36	38.630	1:43.389
36	37.496	1:42.324	10	41.453	1:59.775	74	39.205	1:57.897
63	42.036	1:42.896	36	42.459	1:43.240	69	42.988	2:05.095
1	42.696	1:42.608	1	47.526	1:43.107	1	43.775	1:43.467
67	56.782	2:11.433	63	48.040	1:44.281	63	44.181	1:43.359
37	57.963	1:44.637	37	1:05.548	1:45.862	68	47.046	1:57.297
61	1:00.911	1:43.764	61	1:11.787	1:49.153	10	53.793	1:59.558
50	1:05.929	1:47.670	73	1:17.341	1:47.350	37	1:03.438	1:45.108
66	1:08.243	1:45.527	66	1:17.441	1:47.475	61	1:09.919	1:45.350
73	1:08.268	1:46.191	50	1:17.738	1:50.086	66	1:15.839	1:45.616
72	1:09.824	1:47.035	72	1:19.338	1:47.791	73	1:16.361	1:46.238
70	1:15.942	2:11.298	67	1:33.617	2:15.112	50	1:19.340	1:48.820
71	1:18.146	1:49.132	71	1:38.891	1:59.022	72	1:19.455	1:47.335
65	1:22.503	1:48.946	65	1:39.521	1:55.295	65	1:45.089	1:52.786
76	1:23.304	1:48.481	76	1:39.765	1:54.738	76	1:45.483	1:52.936
6	1:30.639	1:51.065	6	1:44.139	1:51.777	71	1:47.241	1:55.568
3	1:30.891	1:50.702	3	1:44.921	1:52.307	6	1:47.797	1:50.876
41	1:37.585	2:07.865				3	1:49.879	1:52.176
						67	1:59.457	2:13.058

Henry Recruitment Thoroughbred Sports Car Championship

QUALIFYING - RACE 6 - CLASSIFICATION

POS	NO	CL	NAME	ENTRY	TIME	ON	LAPS	GAP	DIFF	MPH
1	85	D	Andy GREEN	Morgan Plus 8	1:38.103	4	8			82.52
2	92	D	Roy MCCARTHY	MGB GT V8	1:38.232	6	6	0.129	0.129	82.41
3	93	D	Chris ACKLAM	Morgan Plus 8	1:39.757	4	8	1.654	1.525	81.15
4	86	D	Richard PLANT	Morgan Plus 9	1:40.389	6	8	2.286	0.632	80.64
5	87	D	Tony LEES	Morgan Plus 10	1:40.442	3	8	2.339	0.053	80.59
6	99	D	Jo HENDERSON	Triumph TR6	1:40.765	7	7	2.662	0.323	80.34
7	97	D	Roger CONNELL	TVR Griffith	1:41.014	8	8	2.911	0.249	80.14
8	49	C	Philip GODDARD	Morgan Plus 9	1:41.118	8	8	3.015	0.104	80.05
9	95	D	Steve WATTON	TVR Griffith	1:41.146	5	7	3.043	0.028	80.03
10	88	I	Martin BREWER	Aston Martin DB5	1:41.331	7	7	3.228	0.185	79.89
11	71	C	Graham PADDICK	Kougar Jaguar	1:42.268	4	8	4.165	0.937	79.15
12	68	C	Harry WYNDHAM	Jaguar E-Type	1:42.445	7	7	4.342	0.177	79.02
13	52	B	Neil CAWTHORN	MGA Roadster	1:42.523	7	7	4.420	0.078	78.96
14	1	C	Mike HAZLEWOOD	Triumph TR6	1:42.743	3	7	4.640	0.220	78.79
15	78	C	Dave MCDONALD	Triumph TR 6	1:42.793	3	8	4.690	0.050	78.75
16	67	C	Jon ELLISON	Triumph TR6	1:42.833	6	6	4.730	0.040	78.72
17	81	C	Tim FALCE	Jaguar D Type Replica	1:43.428	7	7	5.325	0.595	78.27
18	51	B	Russell MCCARTHY	MGB	1:43.446	2	4	5.343	0.018	78.25
19	73	C	Tim BURNETT	Jaguar D Type Replica	1:43.496	4	7	5.393	0.050	78.22
20	36	B	Colin JONES	MGA T/C	1:44.044	3	6	5.941	0.548	77.80
21	26	B	Peter BARNARD	Elva Courier	1:44.131	5	7	6.028	0.087	77.74
22	48	C	Joe PARRINGTON	MGB GT V8	1:44.135	6	8	6.032	0.004	77.74
23	61	C	David BROOKE	MGB GT V8	1:44.416	6	7	6.313	0.281	77.53
24	76	C	Peter DUBSKY	Jaguar D Type Replica	1:44.787	6	7	6.684	0.371	77.25
25	28	C	Sharlie GODDARD	Morgan Plus 8	1:44.912	7	7	6.809	0.125	77.16
26	69	C	Ulrich VIERHAUS	Morgan Roadster	1:45.131	5	7	7.028	0.219	77.00
27	89	D	John EMBERSON	Morgan Roadster	1:45.408	2	3	7.305	0.277	76.80
28	75	C	Steve CHAPMAN	Triumph TR 4	1:46.150	6	7	8.047	0.742	76.26
29	74	C	Phillip LAMBE	Triumph TR6	1:46.285	7	7	8.182	0.135	76.16
30	33	B	Max CAWTHORN	MGB Roadster	1:46.328	7	7	8.225	0.043	76.13
31	24	B	Bob LINES	MGA	1:46.522	5	7	8.419	0.194	75.99
32	58	C	Jeremy KNIGHT	Jaguar D Type Replica	1:46.846	5	7	8.743	0.324	75.76
33	25	B	Ronald WATT	MGB GT V8	1:47.134	3	7	9.031	0.288	75.56
34	80	C	Dave BAILEY	Triumph TR4	1:47.242	7	7	9.139	0.108	75.48
35	42	B	Robert INNES-KER	MGA	1:48.750	7	7	10.647	1.508	74.44
36	79	C	Richard HOBDEN	Jaguar D Type Replica	1:49.157	3	3	11.054	0.407	74.16
37	14	A	Martin LEWIS	MGB Roadster	1:51.220	5	7	13.117	2.063	72.78
38	98	I	Jeremy COOK	AH 3000 Mk1	1:51.766	7	7	13.663	0.546	72.43
39	59	C	Mike MCKENNA	Triumph TR 3	1:51.804	5	7	13.701	0.038	72.40
40	20	A	Edwin DRIVER	Triumph TR2	1:52.116	7	7	14.013	0.312	72.20
41	7	A	Brian PLAYFORD	MGB Roadster	1:55.803	5	7	17.700	3.687	69.90
42	12	A	Alasdair BRUCE	MGB	1:59.186	3	6	21.083	3.383	67.92
43	45	B	Bruce ATKINSON	Alfa Romeo GT Juniot	2:02.468	4	5	24.365	3.282	66.10

Cars 20, 45, 74 & 7 Please fit Timing Transponder

Weather / Track : Cloudy / Dry

These results are provisional until the conclusion of any judicial and technical matters.

Silverstone International
Circuit Length = 2.2487 miles
Start: 10:49 End: 11:05

Clerk of Course :	Timekeeper :
-------------------	--------------

Henry Recruitment Thoroughbred Sports Car Championship QUALIFYING - RACE 6 - LAP ANALYSIS

1	Mike HAZLEWOOD		Triumph TR6
1		2:11.158	5 1:44.222
2		1:44.671	6 1:45.055
3		1:42.743	7 1:44.473
4		1:44.748	8
7	Brian PLAYFORD		MGB Roadster
1		2:06.420	5 1:55.803
2		2:01.435	6 1:57.378
3		1:57.626	7 1:58.164
4		1:59.375	8
12	Alasdair BRUCE		MGB
1		2:04.679	4 2:01.271
2		2:01.701	5 2:02.346
3		1:59.186	6 2:02.304
14	Martin LEWIS		MGB Roadster
1		1:58.778	5 1:51.220
2		1:54.185	6 1:51.456
3		1:51.935	7 1:51.314
4		1:54.240	8
20	Edwin DRIVER		Triumph TR2
1		2:02.049	5 1:53.741
2		1:59.344	6 1:53.640
3		1:53.016	7 1:52.116
4		1:53.930	8
24	Bob LINES		MGA
1		1:58.537	5 1:46.522
2		1:51.562	6 1:47.716
3		1:46.697	7 1:46.619
4		1:47.517	8
25	Ronald WATT		MGB GT V8
1		1:53.709	5 1:49.481
2		1:47.976	6 1:47.179
3		1:47.134	7 2:10.759P
4		1:47.626	8
26	Peter BARNARD		Elva Courier
1		1:56.691	5 1:44.131
2		1:49.169	6 1:44.277
3		1:47.446	7 1:44.989
4		1:48.323	8
28	Sharlie GODDARD		Morgan Plus 8
1		1:53.708	5 1:47.741
2		1:50.623	6 1:45.533
3		1:49.469	7 1:44.912
4		1:47.284	8
33	Max CAWTHORN		MGB Roadster
1		1:56.868	5 1:47.588
2		1:53.050	6 1:49.333
3		1:47.718	7 1:46.328
4		1:46.506	8
36	Colin JONES		MGA T/C
1		1:56.597	4 1:44.855
2		1:45.077	5 1:44.471

Cars 20, 45, 74 & 7 Please fit Timing Transponder

Weather / Track : Cloudy / Dry

www.msttiming.com

Silverstone International
Circuit Length = 3619 metres
Start: 10:49 End: 11:05

Henry Recruitment Thoroughbred Sports Car Championship

QUALIFYING - RACE 6 - LAP ANALYSIS

3		1:44.044	6	2:01.404P
42	Robert INNES-KER		MGA	
1		1:56.873	5	1:49.375
2		1:54.783	6	1:49.165
3		1:50.988	7	1:48.750
4		1:49.765	8	
45	Bruce ATKINSON		Alfa Romeo GT Juniot	
1		2:04.149	4	2:02.468
2		4:08.309	5	2:05.843
3		2:03.747	6	
48	Joe PARRINGTON		MGB GT V8	
1		1:53.636	5	1:46.056
2		1:47.363	6	1:44.135
3		1:46.304	7	1:44.987
4		1:45.861	8	1:44.207
49	Philip GODDARD		Morgan Plus 9	
1		1:53.057	5	1:44.214
2		1:45.089	6	1:41.975
3		1:41.708	7	1:43.344
4		1:43.521	8	1:41.118
51	Russell MCCARTHY		MGB	
1		1:49.664	3	1:43.473
2		1:43.446	4	2:09.394P
52	Neil CAWTHORN		MGA Roadster	
1		1:55.675	5	1:43.996
2		1:49.085	6	1:43.580
3		1:43.555	7	1:42.523
4		1:44.753	8	
58	Jeremy KNIGHT		Jaguar D Type Replica	
1		1:53.959	5	1:46.846
2		1:50.610	6	1:46.919
3		1:50.174	7	1:48.048
4		1:50.291	8	
59	Mike MCKENNA		Triumph TR 3	
1		2:01.604	5	1:51.804
2		2:01.194	6	1:53.710
3		1:53.742	7	1:52.019
4		1:53.111	8	
61	David BROOKE		MGB GT V8	
1		1:58.300	5	1:46.963
2		1:47.038	6	1:44.416
3		1:47.974	7	1:45.922
4		1:46.723	8	
67	Jon ELLISON		Triumph TR6	
1		2:09.270	4	1:58.047
2		1:47.781	5	1:49.044
3		1:45.093	6	1:42.833
68	Harry WYNDHAM		Jaguar E-Type	
1		1:52.099	5	1:44.282
2		1:45.212	6	1:43.903
3		1:43.105	7	1:42.445
4		1:46.351	8	

Cars 20, 45, 74 & 7 Please fit Timing Transponder

Weather / Track : Cloudy / Dry

www.msttiming.com

Silverstone International
Circuit Length = 3619 metres
Start: 10:49 End: 11:05

Henry Recruitment Thoroughbred Sports Car Championship

QUALIFYING - RACE 6 - LAP ANALYSIS

69	Ulrich VIERHAUS		Morgan Roadster
1		1:59.855	5 1:45.131
2		1:47.058	6 1:50.285
3		1:46.453	7 1:52.653
4		1:51.139	8
71	Graham PADDICK		Kougar Jaguar
1		1:49.359	5 1:44.646
2		1:45.127	6 1:44.076
3		1:42.605	7 1:44.620
4		1:42.268	8 2:10.588P
73	Tim BURNETT		Jaguar D Type Replica
1		1:56.183	5 1:43.669
2		1:47.450	6 1:43.813
3		1:48.008	7 1:45.784
4		1:43.496	8
74	Phillip LAMBE		Triumph TR6
1		1:57.989	5 1:49.822
2		1:49.946	6 1:51.317
3		1:50.537	7 1:46.285
4		1:47.750	8
75	Steve CHAPMAN		Triumph TR 4
1		1:57.476	5 1:46.957
2		1:52.230	6 1:46.150
3		1:48.102	7 1:46.625
4		1:50.221	8
76	Peter DUBSKY		Jaguar D Type Replica
1		1:57.634	5 1:46.660
2		1:49.243	6 1:44.787
3		1:48.962	7 1:45.230
4		1:46.806	8
78	Dave MCDONALD		Triumph TR 6
1		1:52.604	5 1:44.779
2		1:48.481	6 1:43.759
3		1:42.793	7 1:44.138
4		1:43.288	8 1:44.149
79	Richard HOBDEN		Jaguar D Type Replica
1		1:53.141	3 1:49.157
2		1:50.852	4
80	Dave BAILEY		Triumph TR4
1		1:59.244	5 1:52.277
2		2:14.478	6 1:48.759
3		1:49.343	7 1:47.242
4		1:50.246	8
81	Tim FALCE		Jaguar D Type Replica
1		1:58.223	5 1:45.565
2		1:46.857	6 1:45.586
3		1:51.212	7 1:43.428
4		1:46.064	8
85	Andy GREEN		Morgan Plus 8
1		1:42.058	5 1:45.975
2		1:39.333	6 1:44.841
3		1:38.297	7 1:38.497

Cars 20, 45, 74 & 7 Please fit Timing Transponder

Weather / Track : Cloudy / Dry

www.msttiming.com

Silverstone International
Circuit Length = 3619 metres
Start: 10:49 End: 11:05

Henry Recruitment Thoroughbred Sports Car Championship

QUALIFYING - RACE 6 - LAP ANALYSIS

4		1:38.103	8	1:38.430
86	Richard PLANT		Morgan Plus 9	
1		1:52.138	5	1:41.996
2		1:46.410	6	1:40.389
3		1:44.705	7	1:41.865
4		1:41.126	8	1:54.231
87	Tony LEES		Morgan Plus 10	
1		1:45.449	5	1:44.442
2		1:41.733	6	1:43.970
3		1:40.442	7	1:42.346
4		1:41.064	8	1:40.968
88	Martin BREWER		Aston Martin DB5	
1		1:53.162	5	1:42.487
2		1:45.999	6	1:42.198
3		1:43.602	7	1:41.331
4		1:43.369	8	
89	John EMBERSON		Morgan Roadster	
1		1:57.119	3	1:45.803
2		1:45.408	4	
92	Roy MCCARTHY		MGB GT V8	
1		1:53.807	4	4:27.765
2		1:44.766	5	1:43.663
3		1:38.421	6	1:38.232
93	Chris ACKLAM		Morgan Plus 8	
1		1:49.364	5	1:41.952
2		1:41.210	6	1:40.519
3		1:41.638	7	1:42.434
4		1:39.757	8	1:40.178
95	Steve WATTON		TVR Griffith	
1		1:53.955	5	1:41.146
2		1:44.721	6	2:01.414
3		1:42.380	7	1:45.458
4		1:42.411	8	
97	Roger CONNEL		TVR Griffith	
1		1:49.217	5	1:42.955
2		1:43.906	6	1:42.974
3		1:43.481	7	1:41.370
4		1:42.714	8	1:41.014
98	Jeremy COOK		AH 3000 Mk1	
1		2:02.190	5	1:54.481
2		1:55.385	6	1:52.256
3		1:54.509	7	1:51.766
4		1:54.347	8	
99	Jo HENDERSON		Triumph TR6	
1		1:54.671	5	1:41.808
2		1:47.348	6	1:40.813
3		1:41.172	7	1:40.765
4		1:43.763	8	

Cars 20, 45, 74 & 7 Please fit Timing Transponder

Weather / Track : Cloudy / Dry

www.msttiming.com

Silverstone International
Circuit Length = 3619 metres
Start: 10:49 End: 11:05

Henry Recruitment Thoroughbred Sports Car Championship

RACE 6 - GRID - AMENDED

ROW		2:02.468		
22		45	Bruce ATKINSON	46
ROW	1:55.803		1:59.186	
21	7	Brian PLAYFORD	12	Alasdair BRUCE
ROW		1:51.804		1:52.116
20		59	Mike MCKENNA	20
ROW	1:51.220		1:51.766	
19	14	Martin LEWIS	98	Jeremy COOK
ROW		1:48.750		1:49.157
18		42	Robert INNES-KER	79
ROW	1:47.134		1:47.242	
17	25	Ronald WATT	80	Dave BAILEY
ROW		1:46.522		1:46.846
16		24	Bob LINES	58
ROW	1:46.285		1:46.328	
15	74	Phillip LAMBE	33	Max CAWTHORN
ROW		1:45.408		1:46.150
14		89	John EMBERSON	75
ROW	1:44.912		1:45.131	
13	28	Sharlie GODDARD	69	Ulrich VIERHAUS
ROW		1:44.416		1:44.787
12		61	David BROOKE	76
ROW	1:44.131		1:44.135	
11	26	Peter BARNARD	48	Joe PARRINGTON
ROW		1:43.496		1:44.044
10		73	Tim BURNETT	36
ROW	1:43.428		1:43.446	
9	81	Tim FALCE	51	Russell MCCARTHY
ROW		1:42.793		1:42.833
8		78	Dave MCDONALD	67
ROW	1:42.523		1:42.743	
7	52	Neil CAWTHORN	1	Mike HAZLEWOOD
ROW		1:42.268		1:42.445
6		71	Graham PADDICK	68
ROW	1:41.146		1:41.331	
5	95	Steve WATTON	88	Martin BREWER
ROW		1:41.014		1:41.118
4		97	Roger CONNEL	49
ROW	1:40.442		1:40.765	
3	87	Tony LEES	99	Jo HENDERSON
ROW		1:39.757		1:40.389
2		93	Chris ACKLAM	86
ROW	1:38.103		1:38.232	
1	85	Andy GREEN	92	Roy MCCARTHY
		Pole		

Silverstone International
Circuit Length = 2.2487 miles

Weather / Track : Cloudy / Dry

These results are provisional until the conclusion of any judicial and technical matters.

Clerk of Course :

Timekeeper :

Henry Recruitment Thoroughbred Sports Car Championship

RACE 6 - CLASSIFICATION

POS	NO	CL	NAME	ENTRY	LAPS	TIME	GAP	DIFF	MPH	BEST	ON
1	93	D	Chris ACKLAM	Morgan Plus 8	3	5:46.018			70.18	1:44.583	1
2	87	D	Tony LEES	Morgan Plus 10	3	5:46.633	0.615	0.615	70.06	1:45.764	1
3	88	I	Martin BREWER	Aston Martin DB5	3	5:57.497	11.479	10.864	67.93	1:46.206	1
4	51	B	Russell MCCARTHY	MGB	3	5:57.821	11.803	0.324	67.87	1:48.095	1
5	49	C	Philip GODDARD	Morgan Plus 9	3	5:58.068	12.050	0.247	67.82	1:48.595	1
6	86	D	Richard PLANT	Morgan Plus 9	3	5:59.129	13.111	1.061	67.62	1:49.659	1
7	1	C	Mike HAZLEWOOD	Triumph TR6	3	5:59.601	13.583	0.472	67.53	1:46.651	1
8	85	D	Andy GREEN	Morgan Plus 8	3	5:59.889	13.871	0.288	67.48	1:53.091	2
9	68	C	Harry WYNDHAM	Jaguar E-Type	3	6:00.223	14.205	0.334	67.42	1:50.367	1
10	61	C	David BROOKE	MGB GT V8	3	6:01.241	15.223	1.018	67.23	1:50.490	1
11	78	C	Dave MCDONALD	Triumph TR 6	3	6:03.304	17.286	2.063	66.84	1:50.268	1
12	52	B	Neil CAWTHORN	MGA Roadster	3	6:03.811	17.793	0.507	66.75	1:51.524	1
13	48	C	Joe PARRINGTON	MGB GT V8	3	6:04.189	18.171	0.378	66.68	1:51.578	1
14	81	C	Tim FALCE	Jaguar D Type Replica	3	6:05.050	19.032	0.861	66.52	1:50.168	1
15	67	C	Jon ELLISON	Triumph TR6	3	6:05.776	19.758	0.726	66.39	1:47.355	1
16	92	D	Roy MCCARTHY	MGB GT V8	3	6:18.429	32.411	12.653	64.17	1:42.556	1
17	28	C	Sharlie GODDARD	Morgan Plus 8	3	6:20.276	34.258	1.847	63.86	1:52.531	1
18	97	D	Roger CONNEL	TVR Griffith	3	6:20.927	34.909	0.651	63.75	1:57.881	1
19	95	D	Steve WATTON	TVR Griffith	3	6:22.833	36.815	1.906	63.43	1:57.509	1
20	33	B	Max CAWTHORN	MGB Roadster	3	6:24.718	38.700	1.885	63.12	1:54.401	1
21	75	C	Steve CHAPMAN	Triumph TR 4	3	6:24.980	38.962	0.262	63.08	1:58.132	1
22	26	B	Peter BARNARD	Elva Courier	3	6:27.510	41.492	2.530	62.67	1:52.315	1
23	89	D	John EMBERSON	Morgan Roadster	3	6:29.622	43.604	2.112	62.33	1:55.268	1
24	73	C	Tim BURNETT	Jaguar D Type Replica	3	6:30.065	44.047	0.443	62.26	1:51.557	1
25	46	C	Simon GANN	Morgan Roadster	3	6:31.474	45.456	1.409	62.03	1:57.166	1
26	25	B	Ronald WATT	MGB GT V8	3	6:32.782	46.764	1.308	61.83	1:59.621	1
27	58	C	Jeremy KNIGHT	Jaguar D Type Replica	3	6:38.020	52.002	5.238	61.01	1:58.970	1
28	69	C	Ulrich VIERHAUS	Morgan Roadster	3	6:38.533	52.515	0.513	60.93	1:57.079	1
29	76	C	Peter DUBSKY	Jaguar D Type Replica	3	6:39.701	53.683	1.168	60.76	2:00.348	1
30	24	B	Bob LINES	MGA	3	6:39.966	53.948	0.265	60.72	1:59.492	1
31	42	B	Robert INNES-KER	MGA	3	6:45.192	59.174	5.226	59.93	1:59.939	1
32	14	A	Martin LEWIS	MGB Roadster	3	6:45.686	59.668	0.494	59.86	2:01.126	1
33	20	A	Edwin DRIVER	Triumph TR2	3	6:46.387	1:00.369	0.701	59.76	1:57.146	2
34	98	I	Jeremy COOK	AH 3000 Mk1	3	6:48.717	1:02.699	2.330	59.42	2:02.325	1
35	80	C	Dave BAILEY	Triumph TR4	3	6:50.028	1:04.010	1.311	59.23	1:56.028	1
36	74	C	Phillip LAMBE	Triumph TR6	3	6:54.271	1:08.253	4.243	58.62	1:58.951	1
37	79	C	Richard HOBDEN	Jaguar D Type Replica	3	6:54.775	1:08.757	0.504	58.55	2:05.367	1
38	7	A	Brian PLAYFORD	MGB Roadster	3	6:55.923	1:09.905	1.148	58.39	2:03.852	1
39	59	C	Mike MCKENNA	Triumph TR 3	3	6:58.505	1:12.487	2.582	58.03	2:00.728	1
NOT CLASSIFIED											
DNF	99	D	Jo HENDERSON	Triumph TR6	2	3:48.845	1 lap	1 lap	70.75	1:45.773	1
DNF	45	B	Bruce ATKINSON	Alfa Romeo GT Juniot	2	4:35.940	1 lap	47.095	58.67	2:11.179	1
DNS	36	B	Colin JONES	MGA T/C	0						
FASTEST LAP											
20	A	Edwin DRIVER	Triumph TR2	2	1:57.146		69.10 mph		111.21 kph		
51	B	Russell MCCARTHY	MGB	1	1:48.095		74.89 mph		120.52 kph		
1	C	Mike HAZLEWOOD	Triumph TR6	1	1:46.651		75.90 mph		122.15 kph		
92	D	Roy MCCARTHY	MGB GT V8	1	1:42.556		78.93 mph		127.03 kph		
88	I	Martin BREWER	Aston Martin DB5	1	1:46.206		76.22 mph		122.67 kph		

Weather / Track : Rain / Wet

These results are provisional until the conclusion of any judicial and technical matters.

Silverstone International
Circuit Length = 2.2487 miles
Start: 15:56 End: 16:10

Clerk of Course :

Timekeeper :

Henry Recruitment Thoroughbred Sports Car Championship

RACE 6 - LAP CHART

Lap 1			Lap 2			Lap 3		
No	Behind	Laptime	No	Behind	Laptime	No	Behind	Laptime
92		1:42.556	93		1:51.618	93		2:03.499
93	2.544	1:44.583	87	0.799	1:50.781	87	0.615	2:03.315
87	4.180	1:45.764	88	5.574	1:53.977	88	11.479	2:09.404
99	4.726	1:45.773	99	6.326	1:55.762	51	11.803	2:04.805
88	5.759	1:46.206	1	6.626	1:53.937	49	12.050	2:08.629
1	6.851	1:46.651	49	6.920	1:53.672	86	13.111	2:08.246
49	7.410	1:48.595	86	8.364	1:53.691	1	13.583	2:10.456
67	8.223	1:47.355	68	9.551	1:53.192	85	13.871	2:02.753
86	8.835	1:49.659	51	10.497	1:55.128	68	14.205	2:08.153
51	9.531	1:48.095	78	11.200	1:54.511	61	15.223	2:05.397
68	10.521	1:50.367	61	13.325	1:54.939	78	17.286	2:09.585
78	10.851	1:50.268	81	14.333	1:57.266	52	17.793	2:06.772
81	11.229	1:50.168	52	14.520	1:55.947	48	18.171	2:06.692
61	12.548	1:50.490	85	14.617	1:53.091	81	19.032	2:08.198
52	12.735	1:51.524	48	14.978	1:55.771	67	19.758	2:06.557
48	13.369	1:51.578	67	16.700	2:02.639	92	32.411	2:10.110
73	13.676	1:51.557	28	22.525	2:01.512	28	34.258	2:15.232
26	14.766	1:52.315	95	24.022	2:02.198	97	34.909	2:13.354
28	15.175	1:52.531	97	25.054	2:02.184	95	36.815	2:16.292
85	15.688	1:57.726	92	25.800	2:19.962	33	38.700	2:15.945
95	15.986	1:57.509	33	26.254	2:02.560	75	38.962	2:14.553
97	17.032	1:57.881	26	26.772	2:06.168	26	41.492	2:18.219
33	17.856	1:54.401	75	27.908	2:00.116	89	43.604	2:17.234
89	18.342	1:55.268	89	29.869	2:05.689	73	44.047	2:13.736
69	19.590	1:57.079	20	29.870	1:57.146	46	45.456	2:12.465
80	20.514	1:56.028	69	32.244	2:06.816	25	46.764	2:13.184
75	21.954	1:58.132	73	33.810	2:14.296	58	52.002	2:20.103
74	22.351	1:58.951	58	35.398	2:06.881	69	52.515	2:23.770
58	22.679	1:58.970	76	36.179	2:07.111	76	53.683	2:21.003
76	23.230	2:00.348	46	36.490	2:06.627	24	53.948	2:18.788
24	23.394	1:59.492	25	37.079	2:07.266	42	59.174	2:21.049
25	23.975	1:59.621	24	38.659	2:09.427	14	59.668	2:17.368
46	24.025	1:57.166	74	40.488	2:12.299	20	1:00.369	2:33.998
42	25.106	1:59.939	42	41.624	2:10.680	98	1:02.699	2:19.632
20	26.886	2:03.176	14	45.799	2:12.496	80	1:04.010	2:20.911
59	27.323	2:00.728	98	46.566	2:12.112	74	1:08.253	2:31.264
14	27.465	2:01.126	80	46.598	2:20.246	79	1:08.757	2:23.760
7	28.339	2:03.852	59	47.248	2:14.087	7	1:09.905	2:25.320
98	28.616	2:02.325	7	48.084	2:13.907	59	1:12.487	2:28.738
79	31.397	2:05.367	79	48.496	2:11.261	87	0.615	2:03.315
45	33.236	2:11.179	45	53.421	2:14.347	93		2:03.499
						51	11.803	2:04.805

Kimber Trophy Race for MMM Cars

QUALIFYING - RACE 7 - CLASSIFICATION - AMENDED 2

POS	NO	CL	NAME	ENTRY	TIME	ON	LAPS	GAP	DIFF	MPH
1	27	D	Tom DARK	MG R-Type	1:52.488	5	5			71.96
2	28	D	Paul MULLINS	MG K1/s Special	1:53.233	5	5	0.745	0.745	71.49
3	9	E	Richard LAST	MG Parnell K3	1:53.326	5	5	0.838	0.093	71.43
4	32	E	Tony SEBER	Wolsey Hornet Special	1:53.971	5	5	1.483	0.645	71.03
5	18	C	Tim METCALFE	Lagonda Rapier	2:01.844	4	6	9.356	7.873	66.44
6	24	D	John DUTTON	MG K2/s	2:03.403	4	6	10.915	1.559	65.60
7	21	D	Henk DE VRIES	MG KN/s Special	2:03.891	6	6	11.403	0.488	65.34
8	22	D	Mike DOWLEY	MG PB/s Special	2:04.535	4	5	12.047	0.644	65.00
9	15	B	James BRICE	MG NA	2:08.585	5	5	16.097	4.050	62.95
10	17	C	Barry FOSTER	MG Monthery	2:09.889	4	5	17.401	1.304	62.32
11	30	D	Argen VAN GELDEREN	MG KN/s Special	2:10.342	3	4	17.854	0.453	62.10
12	23	D	David DOWNES	MG NA/s Special	2:13.283	3	4	20.795	2.941	60.73
13	25	D	Stuart EVANS	MG J1/s	2:13.650	3	5	21.162	0.367	60.57
14	11	D	Peter GREEN	MG K3	2:15.639	5	5	23.151	1.989	59.68
15	29	D	John SEBER	MG PA/N	2:16.339	3	3	23.851	0.700	59.37
16	40	D	Jane METCALFE	MG N/s Special	2:18.122	4	5	25.634	1.783	58.61
17	16	C	Howard MAGUIRE	MG K3	2:18.301	3	5	25.813	0.179	58.53
18	14	A	Andrew BRADSHAW	MG PA	2:20.208	5	5	27.720	1.907	57.73
19	12	A	Fred BOOTBHY	MG PA	2:26.621	4	5	34.133	6.413	55.21
20	19	C	Brandon SMITH-HILLIARD	MG KN/s Special	2:28.517	5	5	36.029	1.896	54.50
21	33	C	David COOKSEY	Monthery Midget	2:40.617	2	4	48.129	12.100	50.40
22	31	E	Andy KING	MG KN/s Special	3:24.239	2	2	1:31.751	43.622	39.63

Cars 12, 17, 29, 30, 20, 32, 21, 27, 23, 15, 24, 14 Please fit Timing Transponders

Weather / Track : Cloudy / Dry

These results are provisional until the conclusion of any judicial and technical matters.

Silverstone International
Circuit Length = 2.2487 miles
Start: 11:10 End: 11:33

Clerk of Course :

Timekeeper :

Kimber Trophy Race for MMM Cars
QUALIFYING - RACE 7 - LAP ANALYSIS

9	Richard LAST		MG Parnell K3
1		13:28.436	4 2:06.305
2		1:56.477	5 1:53.326
3		1:55.301	6
11	Peter GREEN		MG K3
1		10:43.150	4 2:16.818
2		2:29.040	5 2:15.639
3		2:16.532	6
12	Fred BOOTBHY		MG PA
1		11:01.972	4 2:26.621
2		2:41.621	5 2:27.161
3		2:30.883	6
14	Andrew BRADSHAW		MG PA
1		10:42.712	4 2:20.613
2		2:33.481	5 2:20.208
3		2:21.388	6
15	James BRICE		MG NA
1		10:43.574	4 2:10.504
2		2:19.807	5 2:08.585
3		2:11.245	6
16	Howard MAGUIRE		MG K3
1		10:48.960	4 2:20.646
2		2:27.292	5 2:21.581
3		2:18.301	6
17	Barry FOSTER		MG Montlhery
1		10:58.989	4 2:09.889
2		2:21.531	5 2:10.927
3		2:12.133	6
18	Tim METCALFE		Lagonda Rapier
1		2:07.671 P	4 2:01.844
2		11:32.153	5 2:03.889
3		2:05.482	6 2:03.557
19	Brandon SMITH-HILLIARD		MG KN/s Special
1		10:55.799	4 2:32.213
2		2:34.569	5 2:28.517
3		2:35.230	6
21	Henk DE VRIES		MG KN/s Special
1		10:44.600	4 2:06.326
2		2:13.154	5 2:14.738
3		2:09.838	6 2:03.891
22	Mike DOWLEY		MG PB/s Special
1		2:04.598 P	4 2:04.535
2		11:49.545	5 2:08.154
3		2:09.304	6
23	David DOWNES		MG NA/s Special
1		10:47.624	3 2:13.283
2		2:18.940	4 4:31.072
24	John DUTTON		MG K2/s
1		10:41.601	4 2:03.403
2		2:13.609	5 2:15.829

Cars 12, 17, 29, 30, 20, 32, 21, 27, 23, 15, 24, 14 Please fit Timing Transponders

Weather / Track : Cloudy / Dry

Kimber Trophy Race for MMM Cars
QUALIFYING - RACE 7 - LAP ANALYSIS


3		2:05.116	6	2:03.702
25	Stuart EVANS		MG J1/s	
1		10:45.181	4	2:14.947
2		2:18.372	5	2:14.060
3		2:13.650	6	
27	Tom DARK		MG R-Type	
1		13:27.111	4	2:03.219
2		1:57.993	5	1:52.488
3		1:54.248	6	
28	Paul MULLINS		MG K1/s Special	
1		13:21.018	4	2:03.665
2		1:59.352	5	1:53.233
3		2:00.727	6	
29	John SEBER		MG PA/N	
1		2:17.679	3	2:16.339
2		2:16.926	4	
30	Argen VAN GELDEREN		MG KN/s Special	
1		13:45.213	3	2:10.342
2		2:14.125	4	2:10.662
31	Andy KING		MG KN/s Special	
1		15:13.779	2	3:24.239
32	Tony SEBER		Wolsey Hornet Special	
1		13:25.677	4	2:07.608
2		1:56.638	5	1:53.971
3		1:54.077	6	
33	David COOKSEY		Monthery Midget	
1		10:48.047	3	2:59.297
2		2:40.617	4	4:07.963P
40	Jane METCALFE		MG N/s Special	
1		10:58.645	4	2:18.122
2		2:36.205	5	2:18.636
3		2:23.308	6	

Cars 12, 17, 29, 30, 20, 32, 21, 27, 23, 15, 24, 14 Please fit Timing Transponders

Weather / Track : Cloudy / Dry

Kimber Trophy Race for MMM Cars

RACE 7 - GRID - AMENDED

ROW 12	20	Robin BUTLER		
ROW 11	33	2:40.617 David COOKSEY	31	3:24.239 Andy KING
ROW 10	12	2:26.621 Fred BOOTBHY	19	2:28.517 Brandon SMITH-HILLIARD
ROW 9	16	2:18.301 Howard MAGUIRE	14	2:20.208 Andrew BRADSHAW
ROW 8	29	2:16.339 John SEBER	40	2:18.122 Jane METCALFE
ROW 7	25	2:13.650 Stuart EVANS	11	2:15.639 Peter GREEN
ROW 6	30	2:10.342 Argen VAN GELDEREN	23	2:13.283 David DOWNES
ROW 5	15	2:08.585 James BRICE	17	2:09.889 Barry FOSTER
ROW 4	21	2:03.891 Henk DE VRIES	22	2:04.535 Mike DOWLEY
ROW 3	18	2:01.844 Tim METCALFE	24	2:03.403 John DUTTON
ROW 2	9	1:53.326 Richard LAST	32	1:53.971 Tony SEBER
ROW 1	27	1:52.488 Tom DARK	28	1:53.233 Paul MULLINS
Pole				
				

Weather / Track : Cloudy / Dry

Silverstone International
Circuit Length = 2.2487 miles

These results are provisional until the conclusion of any judicial and technical matters.

Clerk of Course :

Timekeeper :

Kimber Trophy Race for MMM Cars

RACE 7 - CLASSIFICATION

POS	NO	CL	NAME	ENTRY	LAPS	TIME	GAP	DIFF	MPH	BEST	ON
1	18	C	Tim METCALFE	Lagonda Rapier	8	19:37.739			54.98	2:23.622	3
2	24	D	John DUTTON	MG K2/s	8	19:39.085	1.346	1.346	54.92	2:22.730	4
3	28	D	Paul MULLINS	MG K1/s Special	8	19:39.320	1.581	0.235	54.91	2:24.258	4
4	32	E	Tony SEBER	Wolsey Hornet Special	8	19:43.510	5.771	4.190	54.72	2:21.728	8
5	17	C	Barry FOSTER	MG Monthery	8	19:51.162	13.423	7.652	54.37	2:25.056	5
6	21	D	Henk DE VRIES	MG KN/s Special	8	20:00.016	22.277	8.854	53.96	2:25.637	5
7	15	B	James BRICE	MG NA	8	20:06.359	28.620	6.343	53.68	2:27.240	5
8	22	D	Mike DOWLEY	MG PB/s Special	8	20:29.374	51.635	23.015	52.68	2:28.749	5
9	27	D	Tom DARK	MG R-Type	8	20:31.892	54.153	2.518	52.57	2:24.147	5
10	25	D	Stuart EVANS	MG J1/s	8	20:37.019	59.280	5.127	52.35	2:30.505	4
11	29	D	John SEBER	MG PA/N	8	20:38.305	1:00.566	1.286	52.30	2:29.984	3
12	14	A	Andrew BRADSHAW	MG PA	8	20:39.037	1:01.298	0.732	52.26	2:29.914	4
13	30	D	Argen VAN GELDEREN	MG KN/s Special	8	20:40.690	1:02.951	1.653	52.19	2:29.693	6
14	16	C	Howard MAGUIRE	MG K3	8	21:04.722	1:26.983	24.032	51.20	2:32.063	3
15	11	D	Peter GREEN	MG K3	8	21:09.677	1:31.938	4.955	51.00	2:33.843	6
16	33	C	David COOKSEY	Monthery Midget	8	21:10.878	1:33.139	1.201	50.95	2:32.026	7
17	19	C	Brandon SMITH-HILLIARD	MG KN/s Special	8	21:49.780	2:12.041	38.902	49.44	2:38.285	5
18	12	A	Fred BOOTBHY	MG PA	8	21:50.128	2:12.389	0.348	49.43	2:40.915	4
19	23	D	David DOWNES	MG NA/s Special	8	21:50.924	2:13.185	0.796	49.40	2:37.885	4

NOT CLASSIFIED

DNF	31	E	Andy KING	MG KN/s Special	5	13:46.685	3 laps	3 laps	48.96	2:26.859	2
DNF	40	D	Jane METCALFE	MG N/s Special	4	11:43.716	4 laps	1 lap	46.01	2:42.684	2
DNF	9	E	Richard LAST	MG Parnell K3	0	06.247					

FASTEST LAP

14	A	Andrew BRADSHAW	MG PA	4	2:29.914	54.00 mph	86.90 kph
15	B	James BRICE	MG NA	5	2:27.240	54.98 mph	88.48 kph
18	C	Tim METCALFE	Lagonda Rapier	3	2:23.622	56.36 mph	90.71 kph
24	D	John DUTTON	MG K2/s	4	2:22.730	56.71 mph	91.28 kph
32	E	Tony SEBER	Wolsey Hornet Special	8	2:21.728	57.11 mph	91.92 kph

Weather / Track : Cloudy / Wet

These results are provisional until the conclusion of any judicial and technical matters.

Silverstone International
Circuit Length = 2.2487 miles
Start: 16:24 End: 16:46

Clerk of Course :	Timekeeper :
-------------------	--------------

Kimber Trophy Race for MMM Cars

RACE 7 - LAP CHART

Lap 1			Lap 2			Lap 3			Lap 4			Lap 5		
No	Behind	Laptime	No	Behind	Laptime	No	Behind	Laptime	No	Behind	Laptime	No	Behind	Laptime
27		2:27.808	27		2:25.611	27		2:25.601	27		2:25.222	27		2:24.147
32	2.570	2:30.379	32	0.125	2:23.166	28	3.252	2:24.912	28	2.288	2:24.258	28	3.723	2:25.582
28	2.668	2:30.721	28	3.941	2:26.884	24	6.140	2:26.014	24	3.648	2:22.730	24	6.632	2:27.131
21	5.974	2:33.674	24	5.727	2:24.844	32	6.900	2:32.376	18	9.268	2:23.915	18	9.540	2:24.419
24	6.494	2:33.278	21	9.424	2:29.061	18	10.575	2:23.622	17	14.779	2:25.670	17	15.688	2:25.056
18	8.926	2:35.133	18	12.554	2:29.239	21	11.861	2:28.038	21	16.555	2:29.916	21	18.045	2:25.637
15	9.488	2:35.201	15	12.818	2:28.941	17	14.331	2:25.211	32	18.913	2:37.235	32	19.788	2:25.022
17	10.419	2:35.238	17	14.721	2:29.913	15	15.232	2:28.015	15	19.533	2:29.523	15	22.626	2:27.240
25	14.681	2:39.499	22	20.501	2:29.521	22	24.518	2:29.618	22	29.245	2:29.949	22	33.847	2:28.749
22	16.591	2:42.957	25	22.778	2:33.708	29	27.993	2:29.984	29	33.086	2:30.315	29	40.555	2:31.616
29	17.918	2:44.126	29	23.610	2:31.303	25	29.141	2:31.964	25	34.424	2:30.505	25	41.139	2:30.862
14	19.318	2:45.526	14	24.564	2:30.857	14	31.785	2:32.822	14	36.477	2:29.914	14	44.462	2:32.132
16	19.517	2:42.059	16	27.340	2:33.434	16	33.802	2:32.063	30	45.518	2:33.066	30	52.689	2:31.318
30	23.409	2:49.616	30	28.871	2:31.073	31	34.556	2:30.130	31	48.023	2:38.689	16	1:05.280	2:36.868
12	23.618	2:49.826	31	30.027	2:26.859	30	37.674	2:34.404	16	52.559	2:43.979	11	1:07.931	2:35.898
19	28.167	2:49.706	11	38.403	2:34.004	11	47.511	2:34.709	11	56.180	2:33.891	33	1:17.660	2:33.412
31	28.779	2:49.832	12	41.725	2:43.718	12	57.787	2:41.663	33	1:08.395	2:35.647	12	1:30.612	2:41.279
40	28.946	2:51.594	40	46.019	2:42.684	33	57.970	2:35.938	12	1:13.480	2:40.915	19	1:31.908	2:38.285
23	29.722	2:52.371	19	47.212	2:44.656	19	1:03.653	2:42.042	19	1:17.770	2:39.339	31	1:32.156	3:08.280
11	30.010	2:53.348	33	47.633	2:38.433	40	1:05.719	2:45.301	23	1:18.865	2:37.885	23	1:35.570	2:40.852
33	34.811	2:55.401	23	50.149	2:46.038	23	1:06.202	2:41.654	40	1:53.334	3:12.837			

Kimber Trophy Race for MMM Cars

RACE 7 - LAP CHART

Lap 6			Lap 7			Lap 8		
No	Behind	Laptime	No	Behind	Laptime	No	Behind	Laptime
27		2:25.773	24		2:26.441	18		2:24.162
28	4.101	2:26.151	28	0.764	2:28.846	24	1.346	2:26.600
24	5.742	2:24.883	18	1.092	2:24.744	28	1.581	2:26.071
18	8.531	2:24.764	32	9.297	2:23.868	32	5.771	2:21.728
17	15.300	2:25.385	17	11.279	2:28.162	17	13.423	2:27.398
32	17.612	2:23.597	21	19.351	2:30.198	21	22.277	2:28.180
21	21.336	2:29.064	15	24.290	2:31.003	15	28.620	2:29.584
15	25.470	2:28.617	22	45.891	2:40.195	22	51.635	2:30.998
22	37.879	2:29.805	27	49.567	3:21.750	27	54.153	2:29.840
29	46.530	2:31.748	29	50.468	2:36.121	25	59.280	2:33.395
25	47.062	2:31.696	25	51.139	2:36.260	29	1:00.566	2:35.352
14	51.332	2:32.643	14	52.207	2:33.058	14	1:01.298	2:34.345
30	56.609	2:29.693	30	56.599	2:32.173	30	1:02.951	2:31.606
16	1:13.662	2:34.155	16	1:15.840	2:34.361	16	1:26.983	2:36.397
11	1:16.001	2:33.843	11	1:21.630	2:37.812	11	1:31.938	2:35.562
33	1:24.714	2:32.827	33	1:24.557	2:32.026	33	1:33.139	2:33.836
12	1:47.369	2:42.530	19	1:56.200	2:39.975	19	2:12.041	2:41.095
19	1:48.408	2:42.273	12	1:56.330	2:41.144	12	2:12.389	2:41.313
23	1:49.958	2:40.161	23	1:57.624	2:39.849	23	2:13.185	2:40.815

MGCC 30 Minute Pit Stop Race for 2 Drivers

QUALIFYING - RACE 8 - CLASSIFICATION

POS	NO	CL	NAME	ENTRY	TIME	ON	LAPS	GAP	DIFF	MPH
1	29	C	STAINES / GRIFFITHS	MG Midget	1:38.247	3	13			82.39
2	35	A	PERRY / IVEY	MG Midget	1:38.770	7	12	0.523	0.523	81.96
3	01	F	Paul LUTI	MG ZT520	1:39.516	3	13	1.269	0.746	81.34
4	25	C	WOOD / HUMPHREY	MG ZR	1:39.916	3	13	1.669	0.400	81.02
5	34	A	DUFFEY / COW	MG Midget	1:40.648	3	13	2.401	0.732	80.43
6	75	E	HALL / BEER	MGB V8	1:40.732	7	7	2.485	0.084	80.36
7	23	E	PIGGOTT / COOPER	MGB V8	1:40.748	3	13	2.501	0.016	80.35
8	61	F	YOUNG / BURNSIDE	MGC GT	1:40.995	9	10	2.748	0.247	80.15
9	32	D	Tom JONES	MGB Roadster	1:41.794	11	13	3.547	0.799	79.52
10	1	D	PETERS / PETERS	MG Midget	1:41.905	11	13	3.658	0.111	79.44
11	82	E	RILEY / SMITH	MGB V8	1:41.963	7	8	3.716	0.058	79.39
12	9	D	DAY / PHIPPS	MG TF	1:42.497	2	6	4.250	0.534	78.98
13	10	A	TBA		1:43.058	4	5	4.811	0.561	78.55
14	86	F	PLANT / SHEARS	Morgan Plus 8	1:43.786	3	12	5.539	0.728	78.00
15	81	F	FALCE / FALCE	Jaguar 'D' Type Replica	1:43.956	11	13	5.709	0.170	77.87
16	79	F	HOBDEN / ADAMS	Jaguar 'D' Type Replica	1:44.292	5	11	6.045	0.336	77.62
17	37	F	HOLMES / BULL	MGB GT V8	1:45.057	4	13	6.810	0.765	77.05
18	42	B	DIGNAN / DIGNAN	MG ZR	1:46.476	9	12	8.229	1.419	76.03
19	28	D	JOSS / DALWOOD	Renault Clio Sport	1:46.870	13	13	8.623	0.394	75.75
20	48	F	BREEDON / PARRINGTON	MGB GT V8	1:47.650	7	12	9.403	0.780	75.20
21	12	C	STANDISH / STANDISH	MGF Cup	1:48.050	11	11	9.803	0.400	74.92
22	36	D	STORRAR / MORRIS	Lenham Sprite	1:48.392	2	3	10.145	0.342	74.68
23	16	B	Dave CALLENDER	AH Sprite Mk IV	1:48.420	10	13	10.173	0.028	74.66
24	21	D	RAYMENT / RAYMENT	MGB Roadster	1:48.630	11	12	10.383	0.210	74.52
25	63	D	NEAL / POLLY	Morgan 4/4	1:48.685	5	11	10.438	0.055	74.48
26	38	D	CRIPPS / WHITE	MGB Roadster	1:49.441	8	10	11.194	0.756	73.97
27	66	D	Chris EVANS	MG Midget	1:50.315	10	10	12.068	0.874	73.38
28	14	D	LEWIS / LEWIS	MGB Roadster	1:50.421	11	12	12.174	0.106	73.31
29	26	D	HEBDITCH / FISHER	VW Golf Gti Mk 1	1:51.302	7	11	13.055	0.881	72.73
30	33	D	BATES / ENTWHISTLE	MGB GT	1:51.516	2	12	13.269	0.214	72.59
31	67	F	HILL / HALL	MGB GT V8	1:52.043	11	12	13.796	0.527	72.25
32	27	B	AGAR / PARKER	Rover Metro Gti	1:52.477	12	12	14.230	0.434	71.97
33	22	D	BRUCE / BRUCE	MGB	1:52.583	4	4	14.336	0.106	71.90
34	15	B	TOES / TOES	MG Midget	1:52.805	5	11	14.558	0.222	71.76
35	83	D	WADDINGTON / COULTHART	MGF	1:52.977	4	12	14.730	0.172	71.65
36	44	B	BROOKE / BROWN	MG Metro	1:53.318	11	12	15.071	0.341	71.44
37	7	B	HOWE / HOWE	MG Metro Turbo	1:53.366	3	12	15.119	0.048	71.41
38	2	D	LONGHURST / MUIR	MGB Roadster	1:53.556	11	12	15.309	0.190	71.29
39	49	D	HUSTON / HUTSON	MGB Roadster	1:54.141	12	12	15.894	0.585	70.92
40	70	D	FULLER / SKINNER	MGB	1:54.152	2	10	15.905	0.011	70.91
41	6	D	MCKOEN / CAIRNS	MGB GT	1:54.270	3	11	16.023	0.118	70.84
42	8	D	CROFT / HALL	MGB GT	1:54.524	12	12	16.277	0.254	70.68
43	5	D	SMETHURST / WREGHITT	MGB Roadster	1:58.257	2	12	20.010	3.733	68.45
44	24	B	WIGNALL / TYLER	Rover Mini	2:03.500	7	8	25.253	5.243	65.55

Cars 24, 35, 70 Please fit Timing Transponder

Weather / Track : Cloudy / Dry

These results are provisional until the conclusion of any judicial and technical matters.

Silverstone International
Circuit Length = 2.2487 miles
Start: 11:35 End: 12:02

Clerk of Course :	Timekeeper :
-------------------	--------------

MGCC 30 Minute Pit Stop Race for 2 Drivers
QUALIFYING - RACE 8 - LAP ANALYSIS

01	Paul LUTI		MG ZT520
1		1:45.962	8 1:42.555
2		1:39.518	9 1:43.032
3		1:39.516	10 1:43.457
4		1:54.256	11 1:42.130
5		1:59.506P	12 1:42.828
6		3:30.643	13 2:38.767P
7		1:41.017	14
1	PETERS / PETERS		MG Midget
1		1:54.951	8 1:44.220
2		1:46.547	9 1:45.078
3		1:44.768	10 1:44.194
4		1:42.255	11 1:41.905
5		1:55.990P	12 1:42.616
6		2:41.357	13 1:43.217
7		1:43.749	14
2	LONGHURST / MUIR		MGB Roadster
1		2:01.193	7 2:14.804P
2		1:56.824	8 2:51.137
3		1:59.000	9 1:57.757
4		2:00.321	10 1:54.528
5		1:57.885	11 1:53.556
6		2:00.238	12 1:54.774
5	SMETHURST / WREGHITT		MGB Roadster
1		1:59.113	7 3:19.924
2		1:58.257	8 2:04.869
3		2:01.907	9 1:59.805
4		2:01.750	10 1:58.656
5		1:58.868	11 1:58.689
6		2:09.935P	12 1:58.883
6	MCKOEN / CAIRNS		MGB GT
1		2:02.429	7 2:01.396
2		1:58.397	8 2:00.922
3		1:54.270	9 1:59.065
4		2:12.205P	10 1:58.029
5		3:28.764	11 2:00.061
6		2:05.696	12
7	HOWE / HOWE		MG Metro Turbo
1		1:58.205	7 2:02.695
2		1:56.033	8 2:02.228
3		1:53.366	9 2:02.768
4		1:55.591	10 2:00.123
5		2:02.781P	11 1:56.665
6		3:07.311	12 1:57.175
8	CROFT / HALL		MGB GT
1		2:06.844	7 2:51.594
2		1:57.772	8 1:56.588
3		1:59.297	9 1:56.687
4		1:57.665	10 1:56.896
5		1:58.697	11 1:55.325
6		2:12.110P	12 1:54.524
9	DAY / PHIPPS		MG TF
1		2:31.221	4 1:42.659
2		1:42.497	5 1:43.437
3		1:42.779	6 1:43.713

Silverstone International
Circuit Length = 3619 metres
Start: 11:35 End: 12:02

Weather / Track : Cloudy / Dry

MGCC 30 Minute Pit Stop Race for 2 Drivers
QUALIFYING - RACE 8 - LAP ANALYSIS

10	TBA		
1	2:06.883	4	1:43.058
2	1:45.767	5	1:46.602
3	1:44.725	6	
12	STANDISH / STANDISH		MGF Cup
1	2:14.000	7	1:58.379
2	2:03.362	8	1:59.059
3	1:59.011	9	2:18.315P
4	2:02.478	10	3:07.522
5	1:55.748	11	1:48.050P
6	1:57.391	12	
14	LEWIS / LEWIS		MGB Roadster
1	2:05.854	7	1:52.581
2	1:57.301	8	1:52.745
3	1:55.383	9	1:51.159
4	1:54.681	10	1:50.473
5	2:15.132P	11	1:50.421
6	3:40.762	12	1:50.893
15	TOES / TOES		MG Midget
1	2:11.888	7	3:29.874
2	1:55.967	8	2:01.586
3	1:55.011	9	1:57.285
4	1:53.935	10	1:57.908
5	1:52.805	11	1:56.190
6	2:06.207P	12	
16	Dave CALLENDER		AH Sprite Mk IV
1	2:01.516	8	1:49.719
2	1:50.334	9	1:52.978
3	1:52.924	10	1:48.420
4	1:53.412	11	1:48.797
5	1:51.791	12	2:07.085P
6	1:50.475	13	2:13.165
7	1:49.459	14	
21	RAYMENT / RAYMENT		MGB Roadster
1	2:09.714	7	1:55.926
2	2:07.029	8	1:51.819
3	1:55.599	9	2:12.503P
4	1:54.108	10	2:55.983
5	1:54.432	11	1:48.630
6	1:53.437	12	1:49.064
22	BRUCE / BRUCE		MGB
1	1:57.867	3	1:53.570
2	1:53.597	4	1:52.583
23	PIGGOTT / COOPER		MGB V8
1	1:47.932	8	1:54.286
2	1:44.311	9	1:47.311
3	1:40.748	10	1:48.154
4	1:42.632	11	1:49.341
5	1:42.396	12	1:45.385
6	2:02.144P	13	1:44.073
7	3:12.549	14	
24	WIGNALL / TYLER		Rover Mini
1	2:24.223	5	5:55.623
2	2:16.922	6	2:03.685
3	2:13.632	7	2:03.500

Silverstone International
Circuit Length = 3619 metres
Start: 11:35 End: 12:02

Weather / Track : Cloudy / Dry

MGCC 30 Minute Pit Stop Race for 2 Drivers
QUALIFYING - RACE 8 - LAP ANALYSIS

4		2:12.002	8	2:16.848
25	WOOD / HUMPHREY		MG ZR	
1		1:46.596	8	1:48.098
2		1:40.618	9	1:46.409
3		1:39.916	10	1:47.294
4		1:58.870 P	11	1:49.330
5		3:24.498	12	1:47.250
6		1:48.243	13	1:48.133
7		1:46.678	14	
26	HEBDITCH / FISHER		VW Golf Gti Mk 1	
1		2:04.476	7	1:51.302
2		1:56.738	8	2:08.691 P
3		1:54.938	9	4:54.595
4		1:56.898	10	2:03.882
5		1:52.154	11	2:00.747
6		1:54.415	12	
27	AGAR / PARKER		Rover Metro Gti	
1		2:05.177	7	1:53.686
2		2:00.120	8	1:55.276
3		1:57.535	9	1:54.132
4		2:11.807 P	10	2:01.517
5		3:09.405	11	1:53.724
6		1:56.659	12	1:52.477
28	JOSS / DALWOOD		Renault Clio Sport	
1		1:54.168	8	1:50.366
2		1:51.326	9	1:48.254
3		1:50.237	10	1:50.089
4		1:47.475	11	1:47.312
5		2:01.328 P	12	1:48.905
6		2:59.972	13	1:46.870
7		1:48.690	14	
29	STAINES / GRIFFITHS		MG Midget	
1		1:43.391	8	1:42.122
2		1:38.879	9	1:44.113
3		1:38.247	10	1:42.315
4		1:39.834	11	1:42.243
5		1:57.302 P	12	1:44.365
6		3:29.523	13	1:44.285
7		1:46.199	14	
32	Tom JONES		MGB Roadster	
1		1:50.236	8	2:37.293
2		1:47.154	9	1:43.966
3		1:45.924	10	1:42.544
4		1:46.289	11	1:41.794
5		1:44.719	12	1:43.345
6		1:45.992	13	1:44.409
7		2:03.831 P	14	
33	BATES / ENTWHISTLE		MGB GT	
1		1:55.227	7	1:53.736
2		1:51.516	8	1:53.502
3		1:51.994	9	1:55.016
4		2:05.291 P	10	1:52.766
5		3:02.260	11	1:53.234
6		1:53.895	12	1:54.485
34	DUFFEY / COW		MG Midget	
1		1:49.663	8	1:45.615

Silverstone International
Circuit Length = 3619 metres
Start: 11:35 End: 12:02

Weather / Track : Cloudy / Dry

MGCC 30 Minute Pit Stop Race for 2 Drivers
QUALIFYING - RACE 8 - LAP ANALYSIS

2	1:42.791	9	1:46.090
3	1:40.648	10	1:44.153
4	1:55.068 P	11	1:45.009
5	2:50.507	12	1:45.324
6	1:47.232	13	1:43.584
7	1:45.998	14	
35	PERRY / IVEY	MG Midget	
1	1:48.987	7	1:38.770
2	1:42.810	8	1:50.059 P
3	1:41.340	9	2:38.943
4	3:17.926	10	3:18.911
5	1:39.229	11	1:41.050
6	1:39.485	12	1:39.262
36	STORRAR / MORRIS	Lenham Sprite	
1	1:58.087	3	1:49.348
2	1:48.392	4	
37	HOLMES / BULL	MGB GT V8	
1	1:54.350	8	2:59.437
2	1:49.288	9	1:50.880
3	1:46.718	10	1:49.765
4	1:45.057	11	1:47.277
5	1:45.241	12	1:46.255
6	1:46.747	13	1:48.253
7	2:05.854 P	14	
38	CRIPPS / WHITE	MGB Roadster	
1	1:55.193	6	3:05.262
2	1:54.363	7	1:50.915
3	1:52.927	8	1:49.441
4	1:49.845	9	1:49.495
5	2:02.797 P	10	1:58.154 P
42	DIGNAN / DIGNAN	MG ZR	
1	2:12.149	7	3:13.389
2	2:04.529	8	1:50.661
3	1:57.580	9	1:46.476
4	1:54.067	10	1:47.794
5	1:53.016	11	1:46.964
6	2:07.313 P	12	1:49.991
44	BROOKE / BROWN	MG Metro	
1	2:01.917	7	1:54.200
2	1:55.043	8	1:54.929
3	2:07.508	9	1:53.873
4	2:17.552 P	10	1:53.756
5	2:57.714	11	1:53.318
6	1:55.607	12	1:54.084
48	BREEDON / PARRINGTON	MGB GT V8	
1	2:01.464	7	1:47.650
2	1:49.879	8	2:02.375
3	1:51.636	9	1:51.561
4	1:51.598	10	1:49.070
5	1:49.311	11	2:02.170 P
6	1:52.134	12	3:04.094
49	HUSTON / HUTSON	MGB Roadster	
1	2:00.441	7	1:54.639
2	1:57.203	8	1:54.315
3	1:54.663	9	1:55.460
4	1:55.216	10	1:55.113

Silverstone International
Circuit Length = 3619 metres
Start: 11:35 End: 12:02

Weather / Track : Cloudy / Dry

MGCC 30 Minute Pit Stop Race for 2 Drivers
QUALIFYING - RACE 8 - LAP ANALYSIS

5		1:56.305	11	1:55.441
6		1:56.280	12	1:54.141
61	YOUNG / BURNSIDE		MGC GT	
1		1:51.183	6	1:42.058
2		1:47.522	7	1:42.373
3		1:59.746P	8	1:42.466
4		2:45.951	9	1:40.995
5		1:42.715	10	1:59.883P
63	NEAL / POLLY		Morgan 4/4	
1		2:02.942	7	4:39.019
2		1:50.679	8	1:53.110
3		1:52.152	9	1:51.569
4		1:53.304	10	1:53.897
5		1:48.685	11	1:50.507
6		2:19.763P	12	
66	Chris EVANS		MG Midget	
1		1:55.525	6	1:51.531
2		1:52.217	7	2:12.485P
3		1:50.386	8	6:43.846
4		1:50.739	9	1:51.407
5		1:50.404	10	1:50.315
67	HILL / HALL		MGB GT V8	
1		1:56.976	7	1:55.642
2		2:11.808	8	2:06.695P
3		1:53.581	9	3:08.311
4		1:55.170	10	1:52.997
5		1:55.684	11	1:52.043
6		1:57.545	12	1:55.071
70	FULLER / SKINNER		MGB	
1		2:00.880	6	2:16.504
2		1:54.152	7	2:16.928
3		1:54.926	8	4:27.694
4		2:13.932P	9	2:11.473
5		3:06.908	10	2:09.079
75	HALL / BEER		MGB V8	
1		1:50.908	5	1:42.083
2		1:46.778	6	1:42.860
3		2:13.205P	7	1:40.732
4		2:25.599	8	
79	HOBDEN / ADAMS		Jaguar 'D' Type Replica	
1		1:57.748	7	1:45.738
2		1:47.646	8	2:03.669P
3		1:48.495	9	4:45.267
4		1:47.747	10	2:01.296
5		1:44.292	11	2:00.033
6		1:44.884	12	
81	FALCE / FALCE		Jaguar 'D' Type Replica	
1		1:58.391	8	2:04.978P
2		1:47.785	9	2:44.996
3		1:48.752	10	1:46.902
4		1:47.696	11	1:43.956
5		1:48.296	12	1:49.252
6		1:47.117	13	1:48.659
7		1:47.371	14	

Silverstone International
Circuit Length = 3619 metres
Start: 11:35 End: 12:02

Weather / Track : Cloudy / Dry

MGCC 30 Minute Pit Stop Race for 2 Drivers
QUALIFYING - RACE 8 - LAP ANALYSIS

82	RILEY / SMITH		MGB V8
1		2:05.182	5 1:43.628
2		1:52.019	6 1:42.631
3		1:45.674	7 1:41.963
4		1:45.082	8 2:03.537P
83	WADDINGTON / COULTHARD		MGF
1		2:05.125	7 3:30.447
2		1:55.378	8 2:03.878
3		1:53.555	9 2:02.275
4		1:52.977	10 1:58.897
5		1:55.339	11 2:01.097
6		2:09.168P	12 1:59.388
86	PLANT / SHEARS		Morgan Plus 8
1		1:51.951	7 1:49.329
2		1:46.187	8 1:50.054
3		1:43.786	9 1:49.006
4		1:53.720P	10 1:49.105
5		3:37.853	11 1:54.556
6		1:49.762	12 1:54.105

MGCC 30 Minute Pit Stop Race for 2 Drivers

RACE 8 - GRID

ROW 22		1:58.257 5 SMETHURST / WREGHITT	2:03.500 24 WIGNALL / TYLER
ROW 21	1:54.270 6 MCKOEN / CAIRNS		1:54.524 8 CROFT / HALL
ROW 20		1:54.141 49 HUSTON / HUTSON	1:54.152 70 FULLER / SKINNER
ROW 19	1:53.366 7 HOWE / HOWE		1:53.556 2 LONGHURST / MUIR
ROW 18		1:52.977 83 WADDINGTON / COULTHARD	1:53.318 44 BROOKE / BROWN
ROW 17	1:52.583 22 BRUCE / BRUCE		1:52.805 15 TOES / TOES
ROW 16		1:52.043 67 HILL / HALL	1:52.477 27 AGAR / PARKER
ROW 15	1:51.302 26 HEBDITCH / FISHER		1:51.516 33 BATES / ENTWHISTLE
ROW 14		1:50.315 66 Chris EVANS	1:50.421 14 LEWIS / LEWIS
ROW 13	1:48.685 63 NEAL / POLLY		1:49.441 38 CRIPPS / WHITE
ROW 12		1:48.420 16 Dave CALLENDER	1:48.630 21 RAYMENT / RAYMENT
ROW 11	1:48.050 12 STANDISH / STANDISH		1:48.392 36 STORRAR / MORRIS
ROW 10		1:46.870 28 JOSS / DALWOOD	1:47.650 48 BREEDON / PARRINGTON
ROW 9	1:45.057 37 HOLMES / BULL		1:46.476 42 DIGNAN / DIGNAN
ROW 8		1:43.956 81 FALCE / FALCE	1:44.292 79 HOBDEN / ADAMS
ROW 7	1:43.058 10 TBA		1:43.786 86 PLANT / SHEARS
ROW 6		1:41.963 82 RILEY / SMITH	1:42.497 9 DAY / PHIPPS
ROW 5	1:41.794 32 Tom JONES		1:41.905 1 PETERS / PETERS
ROW 4		1:40.748 23 PIGGOTT / COOPER	1:40.995 61 YOUNG / BURNSIDE
ROW 3	1:40.648 34 DUFFEY / COW		1:40.732 75 HALL / BEER
ROW 2		1:39.516 01 Paul LUTI	1:39.916 25 WOOD / HUMPHREY
ROW 1	1:38.247 29 STAINES / GRIFFITHS		1:38.770 35 PERRY / IVEY

Pole



Silverstone International
Circuit Length = 2.2487 miles

Weather / Track : Cloudy / Dry

These results are provisional until the conclusion of any judicial and technical matters.

Clerk of Course :

Timekeeper :

MGCC 30 Minute Pit Stop Race for 2 Drivers

RACE 8 - CLASSIFICATION - AMENDED

POS	NO	CL	NAME	ENTRY	LAPS	TIME	GAP	DIFF	MPH	BEST	ON
1	25	C	WOOD / HUMPHREY	MG ZR	16	30:50.285			70.00	1:49.125	3
2	9	E	Robert DAY	BMW M3	16	31:27.113	36.828	36.828	68.63	1:47.946	15
3	29	C	STAINES / GRIFFITHS	MG Midget	16	31:40.011	49.726	12.898	68.17	1:52.082	8
4	01	F	Paul LUTI	MG ZT520	16	32:31.726	1:41.441	51.715	66.36	1:47.430	16
5	28	D	JOSS / DALWOOD	Renault Clio Sport	15	31:50.785	1 lap	1 lap	63.55	1:56.753	14
6	82	E	Barry Sidery SMITH	MGB V8	15	32:04.477	1 lap	13.692	63.09	1:52.440	15
7	32	D	Tom JONES	MGB Roadster	15	32:04.836	1 lap	0.359	63.08	1:52.504	15
8	61	F	YOUNG / BURNSIDE	MGB GT	15	32:10.689	1 lap	5.853	62.89	1:53.031	15
9	12	C	STANDISH / STANDISH	MGF Cup	15	32:29.155	1 lap	18.466	62.29	1:53.493	14
10	42	D	DIGNAN / DIGNAN	MG ZR	14	31:04.227	2 laps	1 lap	60.79	1:57.239	10
11	1	D	PETERS / PETERS	MG Midget	14	31:07.802	2 laps	3.575	60.67	1:56.969	14
12	48	F	BREEDON / PARRINGTON	MGB GT V8	14	31:11.681	2 laps	3.879	60.55	2:00.538	11
13	37	F	HOLMES / BARNARD	MGB GT V8	14	31:13.157	2 laps	1.476	60.50	1:59.747	14
14	14	D	LEWIS / LEWIS	MGB Roadster	14	31:16.378	2 laps	3.221	60.40	1:57.092	14
15	81	F	FALCE / FALCE	Jaguar 'D' Type Replica	14	31:22.843	2 laps	6.465	60.19	2:01.193	13
16	86	F	PLANT / SHEARS	Morgan Plus 8	14	31:26.847	2 laps	4.004	60.06	2:04.833	13
17	10	D	Paul PHIPPS		14	31:39.729	2 laps	12.882	59.65	1:57.194	14
18	38	D	CRIPPS / WHITE	MGB Roadster	14	31:55.942	2 laps	16.213	59.15	2:01.247	14
19	33	D	BATES / ENTWHISTLE	MGB GT	14	31:56.022	2 laps	0.080	59.15	2:01.119	14
20	16	B	Dave CALLENDER	AH Sprite Mk IV	14	32:01.409	2 laps	5.387	58.98	2:04.196	14
21	79	F	HOBDEN / ADAMS	Jaguar 'D' Type Replica	14	32:03.254	2 laps	1.845	58.92	2:06.654	12
22	44	B	BROOKE / BROWN	MG Metro	14	32:07.809	2 laps	4.555	58.79	2:06.043	14
23	23	E	PIGGOTT / COOPER	MGB V8	14	32:12.007	2 laps	4.198	58.66	2:01.255	13
24	21	D	RAYMENT / RAYMENT	MGB Roadster	14	32:21.158	2 laps	9.151	58.38	2:01.583	14
25	6	D	MCKOEN / CAIRNS	MGB GT	14	32:30.157	2 laps	8.999	58.11	2:04.311	14
26	7	B	HOWE / HOWE	MG Metro Turbo	14	32:40.665	2 laps	10.508	57.80	2:08.554	14
27	27	B	AGAR / PARKER	Rover Metro Gti	14	32:53.036	2 laps	12.371	57.44	2:07.827	4
28	67	F	HILL / HALL	MGB GT V8	13	30:53.795	3 laps	1 lap	56.77	2:06.037	12
29	36	A	STORRAR / MORRIS	Lenham Sprite	13	30:54.044	3 laps	0.249	56.76	2:06.166	5
30	2	D	LONGHURST / MUIR	MGB Roadster	13	31:05.097	3 laps	11.053	56.42	2:08.223	13
31	5	D	SMETHURST / WREGHITT	MGB Roadster	13	31:29.243	3 laps	24.146	55.70	2:12.306	13
32	24	B	WIGNALL / TYLER	Rover Mini	13	31:52.585	3 laps	23.342	55.02	2:09.755	12
33	15	B	TOES / TOES	MG Midget	13	31:54.593	3 laps	2.008	54.96	2:09.027	13
34	8	D	CROFT / HALL	MGB GT	13	32:07.404	3 laps	12.811	54.60	2:11.831	13
35	83	D	WADDINGTON / COULTHAR	MGF	13	32:50.832	3 laps	43.428	53.39	2:19.184	5
36	70	D	FULLER / SKINNER	MGB	13	32:54.375	3 laps	3.543	53.30	2:13.024	4

NOT CLASSIFIED

DNF 35	A	PERRY / IVEY	MG Midget	14	29:04.181	2 laps	0.000	64.97	1:51.880	14
DNQ 26	D	HEBDITCH / FISHER	VW Golf Gti Mk 1	10	31:59.618	6 laps	4 laps	42.17	2:11.698	4
DNF 34	A	DUFFEY / COW	MG Midget	6	12:32.248	10 laps	4 laps	64.57	2:02.643	2
DNQ 66	D	Chris EVANS	MG Midget	5	36:46.476	11 laps	1 lap	18.34	2:20.138	2
DNF 63	D	NEAL / POLLY	Morgan 4/4	4	9:08.387	12 laps	1 lap	59.04	2:08.267	3

FASTEST LAP

35	A	PERRY / IVEY	MG Midget	14	1:51.880	72.35 mph	116.44 kph
16	B	Dave CALLENDER	AH Sprite Mk IV	14	2:04.196	65.18 mph	104.90 kph
32	D	Tom JONES	MGB Roadster	15	1:52.504	71.95 mph	115.80 kph
25	C	WOOD / HUMPHREY	MG ZR	3	1:49.125	74.18 mph	119.38 kph
9	E	Robert DAY	BMW M3	15	1:47.946	74.99 mph	120.69 kph
01	F	Paul LUTI	MG ZT520	16	1:47.430	75.35 mph	121.27 kph

Car 36 amended to Class A

Weather / Track : Cloudy / Dry

These results are provisional until the conclusion of any judicial and technical matters.

Silverstone International
Circuit Length = 2.2487 miles
Start: 17:02 End: 17:43

Clerk of Course :		Timekeeper :	
-------------------	--	--------------	--

MGCC 30 Minute Pit Stop Race for 2 Drivers

RACE 8 - LAP CHART

Lap 1			Lap 2			Lap 3			Lap 4			Lap 5		
No	Behind	Laptime	No	Behind	Laptime	No	Behind	Laptime	No	Behind	Laptime	No	Behind	Laptime
25		1:54.826	25		1:50.260	25		1:49.125	25		1:50.602	25		1:50.384
29	2.404	1:58.130	29	8.062	1:55.918	29	13.608	1:54.671	15	2.273	2:19.693	26	0.191	2:11.698
35	9.495	2:04.915	9	19.146	1:58.320	9	24.996	1:54.975	83	3.880	2:23.344	38	2.574	2:13.068
01	9.910	2:04.328	35	19.666	2:00.431	35	30.792	2:00.251	66	6.141	2:33.108 P	23	7.210	2:10.349
34	10.738	2:04.395	34	23.121	2:02.643	01	39.172	2:04.850	24	6.327	2:21.790	5	8.894	2:13.037
9	11.086	2:03.426	01	23.447	2:03.797	34	40.127	2:06.131	8	8.426	2:24.463	33	9.611	2:09.909
10	17.718	2:09.683	28	33.172	2:03.983	10	51.690	2:06.679	29	17.112	1:54.106	79	11.956	2:30.136 P
61	19.100	2:12.744	10	34.136	2:06.678	28	52.775	2:08.728	9	28.077	1:53.683	2	12.935	2:15.526
28	19.449	2:10.706	86	39.998	2:07.823	42	54.552	2:02.210	35	40.863	2:00.673	12	13.767	2:28.962 P
86	22.435	2:13.965	42	41.467	2:04.168	82	56.444	2:03.301	01	49.590	2:01.020	16	15.503	2:30.005 P
81	24.061	2:16.025	82	42.268	2:06.959	86	57.147	2:06.274	34	53.589	2:04.064	67	17.534	2:17.407
32	25.064	2:17.961	61	42.609	2:13.769	61	1:04.522	2:11.038	28	1:05.342	2:03.169	70	18.953	2:13.024
82	25.569	2:17.910	81	44.633	2:10.832	81	1:05.584	2:10.076	10	1:06.223	2:05.135	7	19.978	2:15.983
48	26.973	2:17.697	48	45.133	2:08.420	48	1:05.827	2:09.819	42	1:06.606	2:02.656	29	22.077	1:55.349
42	27.559	2:18.877	1	46.153	2:08.708	1	1:06.438	2:09.410	86	1:12.659	2:06.114	15	26.675	2:14.786
1	27.705	2:20.102	32	47.063	2:12.259	32	1:07.318	2:09.380	48	1:21.500	2:06.275	9	31.617	1:53.924
37	28.529	2:18.451	37	47.365	2:09.096	37	1:07.677	2:09.437	81	1:22.152	2:07.170	83	36.024	2:22.528
21	33.094	2:22.673	21	57.069	2:14.235	63	1:17.739	2:08.267	1	1:22.438	2:06.602	24	36.399	2:20.456
79	33.981	2:24.272	79	57.810	2:14.089	21	1:19.695	2:11.751	82	1:25.110	2:19.268	8	37.639	2:19.597
36	34.421	2:24.347	36	58.195	2:14.034	27	1:20.572	2:10.628	32	1:28.049	2:11.333	35	57.122	2:06.643
14	35.039	2:23.813	63	58.597	2:11.871	36	1:21.105	2:12.035	37	1:29.991	2:12.916	01	58.467	1:59.261
27	35.851	2:22.926	27	59.069	2:13.478	79	1:22.806	2:14.121	61	1:30.744	2:16.824	34	1:05.904	2:02.699
16	36.512	2:25.621	14	59.833	2:15.054	14	1:23.274	2:12.566	63	1:36.371	2:09.234	66	1:13.760	2:58.003
63	36.986	2:25.703	16	1:01.178	2:14.926	44	1:24.894	2:12.556	27	1:37.797	2:07.827	28	1:15.129	2:00.171
44	37.098	2:23.845	44	1:01.463	2:14.625	12	1:25.791	2:12.805	36	1:42.482	2:11.979	42	1:16.167	1:59.945
67	38.362	2:25.961	12	1:02.111	2:13.283	16	1:26.484	2:14.431	21	1:43.177	2:14.084	10	1:16.664	2:00.825
38	38.863	2:27.849	6	1:05.655	2:15.183	6	1:28.116	2:11.586	44	1:43.412	2:09.120	86	1:28.700	2:06.425
33	38.990	2:25.483	38	1:06.598	2:17.995	26	1:29.479	2:11.771	14	1:47.106	2:14.434	48	1:36.147	2:05.031
12	39.088	2:29.158	26	1:06.833	2:15.454	38	1:30.492	2:13.019	6	1:49.863	2:12.349	1	1:37.105	2:05.051
2	39.453	2:25.880	2	1:09.536	2:20.343	5	1:36.843	2:14.799				81	1:37.947	2:06.179
6	40.732	2:25.818	5	1:11.169	2:16.129	23	1:37.847	2:10.101				32	1:44.318	2:06.653
26	41.639	2:28.813	66	1:12.760	2:20.138	2	1:38.395	2:17.984				37	1:45.181	2:05.574
66	42.882	2:31.144	67	1:13.759	2:25.657	33	1:40.688	2:15.814						
83	44.828	2:31.522	33	1:13.999	2:25.269	67	1:41.113	2:16.479						
5	45.300	2:30.044	23	1:16.871	2:19.052	7	1:44.981	2:14.324						
7	45.742	2:31.790	7	1:19.782	2:24.300	70	1:46.915	2:14.143						
70	46.647	2:32.630	83	1:20.263	2:25.695									
15	47.097	2:32.707	70	1:21.897	2:25.510									
8	47.252	2:31.891	15	1:22.307	2:25.470									
23	48.079	2:40.973	8	1:23.690	2:26.698									
24	48.413	2:24.208	24	1:24.264	2:26.111									

Silverstone International
Circuit Length = 2.2487 miles
Start: 17:02 End: 17:43

Weather / Track : Cloudy / Dry

www.msttiming.com

MGCC 30 Minute Pit Stop Race for 2 Drivers

RACE 8 - LAP CHART

Lap 6			Lap 7			Lap 8			Lap 9			Lap 10		
No	Behind	Laptime	No	Behind	Laptime	No	Behind	Laptime	No	Behind	Laptime	No	Behind	Laptime
25		1:50.844	25		1:50.109	25		1:50.391	25		1:49.494	25		1:50.277
36	7.420	2:06.166	32	11.089	2:07.724	8	0.010	2:22.488 P	28	7.414	2:11.356 P	67	1.757	2:14.037 P
44	9.173	2:06.989	37	11.177	2:06.949	21	1.494	3:13.631	44	10.929	3:15.080	81	12.610	2:12.923
27	14.649	2:18.080 P	81	16.131	2:19.137 P	24	2.466	2:38.323	27	14.741	2:27.917	37	15.328	3:16.746
14	16.127	2:10.249	1	22.400	2:26.248 P	38	6.307	3:11.092	12	18.890	2:00.009	1	16.630	2:21.979
23	25.674	2:09.308	29	29.750	1:54.088	79	7.936	2:16.152	86	25.123	2:05.463	10	19.002	4:11.635
29	25.771	1:54.538	44	35.734	2:16.670 P	12	8.375	2:04.433	48	25.638	2:01.353	26	19.900	2:19.931
21	28.363	2:26.414 P	14	36.303	2:10.285	86	9.154	2:05.692	16	26.274	2:19.599	12	27.353	1:58.740
33	28.714	2:09.947	9	38.020	1:53.899	48	13.779	2:04.320	79	28.549	2:10.107	14	34.692	3:04.825
5	31.280	2:13.230	23	45.362	2:09.797	6	24.561	3:27.661	21	30.189	2:18.189	44	35.580	2:14.928
9	34.230	1:53.457	82	51.943	2:03.418	29	31.441	1:52.082	38	31.664	2:14.851	48	37.126	2:01.765
38	35.715	2:23.985 P	36	52.901	2:35.590 P	37	38.353	2:17.567 P	33	33.154	3:09.654	29	38.784	1:53.642
6	37.400	2:28.765 P	5	54.987	2:13.816	9	39.107	1:51.478	29	35.419	1:53.472	35	38.889	2:46.796
82	38.634	2:54.752	61	1:01.673	2:07.592	32	40.619	2:19.921 P	6	46.335	2:11.268	79	44.967	2:06.695
26	39.647	2:30.300 P	33	1:03.385	2:24.780 P	2	41.404	3:32.440	8	50.829	2:40.313	27	46.144	2:21.680
67	41.585	2:14.895	67	1:04.880	2:13.404	82	1:02.773	2:01.221	9	56.926	2:07.313	16	46.485	2:10.488
70	42.438	2:14.329	7	1:05.240	2:11.448	14	1:09.638	2:23.726 P	36	1:05.577	3:52.561	21	48.276	2:08.364
7	43.901	2:14.767	70	1:06.468	2:14.139	61	1:15.469	2:04.187	2	1:07.108	2:15.198	86	48.441	2:13.595 P
61	44.190	2:54.674	35	1:15.862	1:59.267	23	1:21.258	2:26.287 P	82	1:13.475	2:00.196	38	51.107	2:09.720
2	49.464	2:27.373 P	01	1:16.252	1:59.051	7	1:23.520	2:08.671	83	1:32.267	3:24.709	33	52.176	2:09.299
15	1:00.208	2:24.377	27	1:26.709	3:02.169	01	1:23.997	1:58.136	61	1:34.509	2:08.534	23	57.826	3:16.339
83	1:04.364	2:19.184	42	1:33.038	1:58.352	67	1:27.491	2:13.002	24	1:41.982	3:29.010	6	1:06.008	2:09.950
24	1:04.643	2:19.088	28	1:35.943	2:00.707	5	1:29.268	2:24.672 P	32	1:41.983	2:50.858	28	1:19.722	3:02.585
35	1:06.704	2:00.426	10	1:37.529	2:01.244	35	1:31.864	2:06.393	01	1:44.468	2:09.965	36	1:31.169	2:15.869
01	1:07.310	1:59.687	15	1:40.937	2:30.838 P	1	1:34.422	3:02.413	7	1:44.514	2:10.488	5	1:31.594	3:42.097
8	1:18.022	2:31.227	16	1:46.560	2:11.193	70	1:39.457	2:23.380 P	15	1:47.574	3:46.522	2	1:32.858	2:16.027
34	1:19.004	2:03.944	83	1:47.443	2:33.188 P	81	1:39.458	3:13.718	42	1:50.123	1:59.136	82	1:44.080	2:20.882
42	1:24.795	1:59.472				26	1:39.740	4:40.593				70	1:45.849	3:46.163
28	1:25.345	2:01.060				42	1:40.481	1:57.834						
16	1:25.476	3:00.817												
10	1:26.394	2:00.574												
79	1:32.284	3:11.172												
86	1:43.962	2:06.106												
12	1:44.442	3:21.519												
48	1:49.959	2:04.656												

MGCC 30 Minute Pit Stop Race for 2 Drivers

RACE 8 - LAP CHART

Lap 11			Lap 12			Lap 13			Lap 14			Lap 15		
No	Behind	Laptime	No	Behind	Laptime	No	Behind	Laptime	No	Behind	Laptime	No	Behind	Laptime
25		1:50.835	25		1:57.845	25		2:36.460 P	25		1:56.782	25		1:57.706
61	0.327	2:06.930	2	0.357	2:16.179	86	3.282	2:12.395	01	7.744	1:52.711	01	0.868	1:50.830
32	0.867	1:59.996	5	7.167	2:24.253	37	10.239	2:03.058	5	8.267	2:15.617	2	3.731	2:10.462
9	1.100	2:45.286	32	7.755	2:04.733	01	11.815	1:54.663	37	16.692	2:03.235	35	11.038	1:51.880
42	6.250	1:57.239	61	8.616	2:06.134	1	12.672	2:03.979	35	16.864	1:57.887	48	14.572	3:39.080
24	19.957	2:19.087	42	17.459	2:09.054 P	35	15.759	2:01.381	1	17.551	2:01.661	1	17.690	1:57.845
7	23.038	2:19.636 P	86	27.347	3:27.586	81	17.809	2:09.200	86	18.387	2:11.887	37	20.267	2:01.281
83	24.957	2:33.802	12	35.033	1:59.214	24	19.705	2:18.427	81	24.041	2:03.014	5	23.794	2:13.233
15	28.206	2:21.744	24	37.738	2:15.626	14	23.002	2:03.081	14	26.572	2:00.352	86	25.514	2:04.833
8	32.455	3:22.738	70	39.712	2:42.543	15	25.277	2:13.290	24	34.151	2:11.228	14	26.143	1:57.277
81	33.209	2:11.434	37	43.641	2:07.956	48	29.980	2:15.844 P	15	39.273	2:10.778	81	27.528	2:01.193
37	33.530	2:09.037	81	45.069	2:09.705	8	31.237	2:14.427	8	47.517	2:13.062	26	30.906	7:34.044
12	33.664	1:57.146	1	45.153	2:06.850	70	37.876	2:34.624	10	49.598	1:59.878	9	44.876	1:47.946
1	36.148	2:10.353	7	48.414	2:23.221	79	43.029	2:07.567	79	52.901	2:06.654	24	46.200	2:09.755
67	36.254	2:25.332	15	48.447	2:18.086	44	44.593	2:09.923	9	54.636	1:52.090	10	49.392	1:57.500
48	47.903	2:01.612	48	50.596	2:00.538	83	44.685	2:24.733	33	55.305	2:03.719	15	52.423	2:10.856
35	48.609	2:00.555	35	50.838	2:00.074	16	44.915	2:05.112	38	55.421	2:03.575	29	54.642	1:54.968
29	50.356	2:02.407	8	53.270	2:18.660	10	46.502	1:59.294	28	56.390	1:59.631	28	55.437	1:56.753
14	50.609	2:06.752	01	53.612	1:56.180	33	48.368	2:03.656	16	56.871	2:08.738	38	1:01.552	2:03.837
01	55.277	2:51.921	14	56.381	2:03.617	38	48.628	2:05.723	29	57.380	1:55.049	33	1:01.760	2:04.161
44	57.420	2:12.675	83	56.412	2:29.300	28	53.541	1:59.561	44	59.559	2:11.748	8	1:02.430	2:12.619
79	1:02.401	2:08.269	44	1:11.130	2:11.555	29	59.113	1:56.670	23	1:08.669	2:04.108	79	1:03.215	2:08.020
16	1:05.281	2:09.631	79	1:11.922	2:07.366	9	59.328	1:53.503	70	1:10.985	2:29.891	16	1:04.070	2:04.905
38	1:10.012	2:09.740	16	1:16.263	2:08.827	23	1:01.343	2:08.172	83	1:12.975	2:25.072	44	1:08.623	2:06.770
27	1:15.138	2:19.829	38	1:19.365	2:07.198	21	1:08.182	2:10.254	21	1:17.366	2:05.966	23	1:12.218	2:01.255
33	1:15.293	2:13.952	33	1:21.172	2:03.724	6	1:13.569	2:11.867	82	1:20.511	1:57.270	82	1:18.894	1:56.089
23	1:18.751	2:11.760	10	1:23.668	2:00.444	27	1:15.082	2:17.011	32	1:22.456	1:53.659	32	1:19.189	1:54.439
10	1:21.069	2:52.902	23	1:29.631	2:08.725	7	1:15.371	3:03.417	6	1:23.230	2:06.443	61	1:24.515	1:54.666
21	1:21.633	2:24.192	28	1:30.440	1:58.887	82	1:20.023	2:00.238	7	1:27.364	2:08.775	21	1:26.432	2:06.772
26	1:25.655	2:56.590	21	1:34.388	2:10.600	32	1:25.579	1:57.601	61	1:27.555	1:55.208	6	1:32.703	2:07.179
6	1:26.895	2:11.722	27	1:34.531	2:17.238	61	1:29.129	1:57.779	27	1:32.240	2:13.940	83	1:36.417	2:21.148
28	1:29.398	2:00.511	6	1:38.162	2:09.112	36	1:37.933	2:11.940	12	1:45.072	1:54.597	70	1:37.517	2:24.238
9	1:50.971	1:49.871	29	1:38.903	2:46.392 P	42	1:41.501	4:00.502	36	1:49.371	2:08.220	7	1:38.968	2:09.310
36	1:50.982	2:10.648	9	1:42.285	1:49.159	67	1:41.867	2:09.557	67	1:51.122	2:06.037	12	1:40.859	1:53.493
82	1:54.124	2:00.879	82	1:56.245	1:59.966	12	1:47.257	1:53.930	42	1:57.014	2:12.295	27	1:46.122	2:11.588
			36	2:02.453	2:09.316	2	1:47.757	2:10.247				01	1:51.153	1:50.285
			32	2:04.438	1:56.683									
			61	2:07.810	1:59.194									
			67	2:08.770	3:30.361									
			2	2:13.970	2:13.613									
			5	2:25.892	2:18.725									

MGCC 30 Minute Pit Stop Race for 2 Drivers

RACE 8 - LAP CHART

Lap 16		
No	Behind	Laptime
25		1:57.142
67	3.510	2:07.236
36	3.759	2:09.236
42	13.942	2:11.776
2	14.812	2:08.223
1	17.517	1:56.969
48	21.396	2:03.966
37	22.872	1:59.747
14	26.093	1:57.092
81	32.558	2:02.172
86	36.562	2:08.190
9	36.828	1:49.094
5	38.958	2:12.306
10	49.444	1:57.194
29	49.726	1:52.226
28	1:00.500	2:02.205
24	1:02.300	2:13.242
15	1:04.308	2:09.027
38	1:05.657	2:01.247
33	1:05.737	2:01.119
26	1:09.333	2:35.569
16	1:11.124	2:04.196
79	1:12.969	2:06.896
82	1:14.192	1:52.440
32	1:14.551	1:52.504
8	1:17.119	2:11.831
44	1:17.524	2:06.043
61	1:20.404	1:53.031
23	1:21.722	2:06.646
21	1:30.873	2:01.583
12	1:38.870	1:55.153
6	1:39.872	2:04.311
01	1:41.441	1:47.430
7	1:50.380	2:08.554
83	2:00.547	2:21.272
27	2:02.751	2:13.771
70	2:04.090	2:23.715
25		1:57.142
67	3.510	2:07.236
36	3.759	2:09.236
42	13.942	2:11.776

30 Min Endurance Race for Single Driver & Jigsaw TR/TSSC Championship

QUALIFYING - RACE 9 - CLASSIFICATION

POS	NO	CL	NAME	ENTRY	TIME	ON	LAPS	GAP	DIFF	MPH
1	85	F	Andy GREEN	Morgan Plus 8	1:38.238	4	7			82.40
2	88	JE	Joe HENDERSON	Triumph TR6	1:40.366	4	8	2.128	2.128	80.65
3	22	B	Ian FLETCHER	Fletcher Hornet	1:40.578	4	8	2.340	0.212	80.48
4	79	F	HOBDEN / ADAMS	Jaguar 'D' Type Replica	1:40.823	7	8	2.585	0.245	80.29
5	45	D	Charles WINDRIDGE	Morgan 4/4	1:41.460	4	8	3.222	0.637	79.78
6	87	F	Tony LEES	Morgan Plus 8	1:41.477	4	8	3.239	0.017	79.77
7	68	F	Harry WYNDHAM	Jaguar E-Type	1:42.387	3	8	4.149	0.910	79.06
8	77	JC	John THOMASON	Triumph Spitfire	1:42.465	7	8	4.227	0.078	79.00
9	81	F	Paul WHITE	MGB GT V8	1:42.950	2	3	4.712	0.485	78.63
10	48	JF	Ian AGNEW	Triumph TR7 - V8	1:43.450	6	7	5.212	0.500	78.25
11	47	JF	Martyn ADAMS	Triumph TR7 - V8	1:43.610	5	8	5.372	0.160	78.13
12	44	JF	Hugh MAUND	Triumph TR7 - V8	1:44.747	6	6	6.509	1.137	77.28
13	46	JE	Mike HUGHES		1:44.998	7	7	6.760	0.251	77.10
14	41	JF	Mark HUMPHRIES	Triumph TR7 - V8	1:45.173	6	8	6.935	0.175	76.97
15	69	D	Peter BRAMBLE	MGB Roadster	1:45.301	3	8	7.063	0.128	76.87
16	50	JC	Andy VOWELL	Triumph Spitfire Mk3	1:45.450	7	7	7.212	0.149	76.77
17	80	JD	Dave BAILEY	Triumph TR4	1:45.582	7	7	7.344	0.132	76.67
18	4	D	John BROWN	MG ZR160	1:45.691	3	7	7.453	0.109	76.59
19	86	B	Roger GODFREY	Austin Cooper S-1966	1:46.593	3	8	8.355	0.902	75.94
20	12	B	Simon PAGE	AH Sprite (Frogeye)	1:46.665	4	7	8.427	0.072	75.89
21	23	C	Stephen FURNESS	MGF	1:48.271	5	7	10.033	1.606	74.77
22	75	JG	John DAVIS	Triumph Vitesse Estate	1:48.849	5	7	10.611	0.578	74.37
23	72	D	Andrew RADFORD	MGF	1:48.946	6	7	10.708	0.097	74.30
24	5	C	Ian WHITE	Renault Spider 1997	1:48.981	5	7	10.743	0.035	74.28
25	7	D	Charlie BROWN	MG ZR160	1:49.163	5	8	10.925	0.182	74.15
26	99	JD	Mike MCKENNA	Triumph TR3	1:50.295	7	7	12.057	1.132	73.39
27	34	B	Mark WEBSTER	Ford Fiesta XR2	1:51.654	5	7	13.416	1.359	72.50
28	76	F	Peter DUBSKY	Jaguar D-Type	1:52.384	2	5	14.146	0.730	72.03
29	20	JA	John YARNELL	Triumph Spitfire	1:52.695	7	7	14.457	0.311	71.83
30	52	JC	Dave THOMPSON	Triumph GT6 Mk II	1:52.886	5	7	14.648	0.191	71.71
31	21	JC	Nigel GIBBINS	Triumph Spitfire	1:54.499	2	3	16.261	1.613	70.70
32	19	JG	Christopher GORDON	Triumph GT6	1:55.540	6	7	17.302	1.041	70.06
33	17	B	Brian WATSON	MG Metro	1:56.035	6	7	17.797	0.495	69.76
34	56	B	Simon POLLEY	MG Midget	1:56.315	7	7	18.077	0.280	69.59
35	78	F	David WATTS	Austin Healey 100M	1:57.613	2	6	19.375	1.298	68.83
36	3	B	Jason LAPPIN	Rover Metro GTi	1:57.851	7	7	19.613	0.238	68.69
37	54	JC	Steve ADAMS	Triumph Spitfire	1:59.501	7	7	21.263	1.650	67.74
38	43	JA	Michael DAVIS	Triumph Spitfire	2:01.691	6	6	23.453	2.190	66.52
39	16	B	Brian DUGDALE	Lancia Fulvia Zagato	2:11.475	3	5	33.237	9.784	61.57

Weather / Track : Cloudy / Dry

These results are provisional until the conclusion of any judicial and technical matters.

Silverstone International
Circuit Length = 2.2487 miles
Start: 12:07 End: 12:23

Clerk of Course :

Timekeeper :

30 Min Endurance Race for Single Driver & Jigsaw TR/TSSC Championship QUALIFYING - RACE 9 - LAP ANALYSIS

01	Paul LUTI	MG ZT520	
3	Jason LAPPIN	Rover Metro GTi	
1	2:18.455	5	2:01.936
2	2:02.710	6	2:00.697
3	1:58.411	7	1:57.851
4	2:03.198	8	
4	John BROWN	MG ZR160	
1	1:49.890	5	1:47.185
2	1:49.248	6	1:47.233
3	1:45.691	7	2:14.066P
4	1:46.680	8	
5	Ian WHITE	Renault Spider 1997	
1	2:09.507	5	1:48.981
2	1:53.975	6	1:50.478
3	1:54.363	7	1:55.718
4	1:50.989	8	
7	Charlie BROWN	MG ZR160	
1	1:51.135	5	1:49.163
2	1:50.733	6	1:49.432
3	1:50.849	7	1:50.535
4	1:51.687	8	1:54.922
12	Simon PAGE	AH Sprite (Frogeye)	
1	2:03.366	5	1:49.654
2	1:50.139	6	1:47.207
3	1:47.546	7	1:47.418
4	1:46.665	8	
16	Brian DUGDALE	Lancia Fulvia Zagato	
1	2:33.582	4	2:11.761
2	2:14.550	5	2:36.298P
3	2:11.475	6	
17	Brian WATSON	MG Metro	
1	2:08.333	5	1:57.216
2	2:01.968	6	1:56.035
3	2:03.840	7	1:58.647
4	1:59.359	8	
19	Christopher GORDON	Triumph GT6	
1	2:13.346	5	1:58.212
2	2:04.312	6	1:55.540
3	2:00.491	7	1:57.477
4	1:57.659	8	
20	John YARNELL	Triumph Spitfire	
1	2:03.660	5	1:56.410
2	1:58.647	6	1:56.086
3	1:55.592	7	1:52.695
4	1:55.023	8	
21	Nigel GIBBINS	Triumph Spitfire	
1	2:02.135	3	2:25.448P
2	1:54.499	4	
22	Ian FLETCHER	Fletcher Hornet	
1	1:44.705	5	1:43.867

Silverstone International
Circuit Length = 3619 metres
Start: 12:07 End: 12:23

Weather / Track : Cloudy / Dry

30 Min Endurance Race for Single Driver & Jigsaw TR/TSSC Championship

QUALIFYING - RACE 9 - LAP ANALYSIS

2		1:43.918	6	1:42.284
3		1:42.569	7	1:41.997
4		1:40.578	8	1:44.054
23	Stephen FURNESS		MGF	
1		2:12.123	5	1:48.271
2		1:52.916	6	1:48.288
3		1:52.329	7	1:48.814
4		1:50.959	8	
34	Mark WEBSTER		Ford Fiesta XR2	
1		2:02.591	5	1:51.654
2		1:55.547	6	1:54.361
3		1:52.948	7	1:52.857
4		1:52.514	8	
41	Mark HUMPHRIES		Triumph TR7 - V8	
1		1:50.362	5	1:48.365
2		1:48.363	6	1:45.173
3		1:45.531	7	1:45.733
4		1:46.169	8	1:45.590
43	Michael DAVIS		Triumph Spitfire	
1		2:22.000	4	2:06.492
2		2:04.698	5	2:02.553
3		2:05.455	6	2:01.691
44	Hugh MAUND		Triumph TR7 - V8	
1		4:05.551	4	1:57.617
2		1:48.933	5	1:46.391
3		1:46.503	6	1:44.747
45	Charles WINDRIDGE		Morgan 4/4	
1		1:48.701	5	1:41.469
2		1:43.962	6	1:43.368
3		1:41.688	7	1:42.993
4		1:41.460	8	1:42.348
46	Mike HUGHES			
1		2:02.488	5	1:46.016
2		1:54.448	6	1:46.390
3		1:52.017	7	1:44.998
4		1:47.594	8	
47	Martyn ADAMS		Triumph TR7 - V8	
1		2:00.417	5	1:43.610
2		1:49.375	6	1:44.000
3		1:48.691	7	1:45.381
4		1:45.126	8	1:45.745
48	Ian AGNEW		Triumph TR7 - V8	
1		2:00.235	5	1:44.058
2		1:48.782	6	1:43.450
3		1:57.939	7	1:44.143
4		1:43.749	8	
50	Andy VOWELL		Triumph Spitfire Mk3	
1		2:00.915	5	1:47.834
2		1:54.056	6	1:48.058
3		1:50.188	7	1:45.450
4		1:46.773	8	

30 Min Endurance Race for Single Driver & Jigsaw TR/TSSC Championship QUALIFYING - RACE 9 - LAP ANALYSIS

52	Dave THOMPSON	Triumph GT6 Mk II	
1	2:05.870	5	1:52.886
2	1:53.897	6	1:54.038
3	2:00.168	7	1:53.403
4	1:56.584	8	
54	Steve ADAMS	Triumph Spitfire	
1	2:13.610	5	2:00.332
2	2:03.261	6	2:00.291
3	2:01.773	7	1:59.501
4	1:59.813	8	
56	Simon POLLEY	MG Midget	
1	2:12.967	5	1:58.396
2	1:58.888	6	1:56.879
3	2:00.384	7	1:56.315
4	1:57.707	8	
68	Harry WYNDHAM	Jaguar E-Type	
1	1:49.341	5	1:43.709
2	1:45.922	6	1:44.827
3	1:42.387	7	1:43.614
4	1:43.202	8	1:43.986
69	Peter BRAMBLE	MGB Roadster	
1	1:52.450	5	1:46.510
2	1:47.784	6	1:47.551
3	1:45.301	7	1:46.514
4	1:46.167	8	1:48.004
72	Andrew RADFORD	MGF	
1	2:11.311	5	1:49.522
2	1:55.997	6	1:48.946
3	1:52.179	7	1:50.611
4	1:52.962	8	
75	John DAVIS	Triumph Vitesse Estate	
1	2:03.165	5	1:48.849
2	1:52.610	6	1:50.217
3	1:51.776	7	1:49.580
4	1:50.267	8	
76	Peter DUBSKY	Jaguar D-Type	
1	1:55.262	4	2:24.034
2	1:52.384	5	2:32.245 P
3	2:47.088 P	6	
77	John THOMASON	Triumph Spitfire	
1	1:59.783	5	1:44.343
2	1:49.622	6	1:43.544
3	1:44.180	7	1:42.465
4	1:45.064	8	1:43.247
78	David WATTS	Austin Healey 100M	
1	2:04.021	4	2:00.158
2	1:57.613	5	1:59.191
3	1:58.943	6	2:00.549
79	HOBDEN / ADAMS	Jaguar 'D' Type Replica	
1	2:00.107	5	1:42.698
2	1:47.083	6	1:42.519
3	1:45.294	7	1:40.823

Silverstone International
Circuit Length = 3619 metres
Start: 12:07 End: 12:23

Weather / Track : Cloudy / Dry

30 Min Endurance Race for Single Driver & Jigsaw TR/TSSC Championship
QUALIFYING - RACE 9 - LAP ANALYSIS

4	1:43.814	8	1:43.970
80	Dave BAILEY	Triumph TR4	
1	2:06.539	5	1:46.386
2	1:49.428	6	1:46.385
3	1:58.742	7	1:45.582
4	1:49.692	8	
81	Paul WHITE	MGB GT V8	
1	1:47.491	3	2:06.257 P
2	1:42.950	4	
85	Andy GREEN	Morgan Plus 8	
1	1:46.077	5	1:41.432
2	1:38.568	6	1:41.734
3	1:39.597	7	2:04.452 P
4	1:38.238	8	
86	Roger GODFREY	Austin Cooper S-1966	
1	1:50.051	5	1:48.630
2	1:46.602	6	1:48.887
3	1:46.593	7	1:46.652
4	1:46.741	8	1:47.091
87	Tony LEES	Morgan Plus 8	
1	1:46.326	5	1:45.858
2	1:44.090	6	1:44.139
3	1:42.797	7	1:42.817
4	1:41.477	8	1:41.952
88	Joe HENDERSON	Triumph TR6	
1	1:55.107	5	1:40.912
2	1:44.386	6	1:41.474
3	1:41.806	7	1:40.782
4	1:40.366	8	2:10.735 P
99	Mike MCKENNA	Triumph TR3	
1	2:06.395	5	1:51.725
2	1:55.842	6	1:50.794
3	1:53.377	7	1:50.295
4	1:51.054	8	

30 Min Endurance Race for Single Driver & Jigsaw TR/TSSC Championship

RACE 9 - GRID

ROW		2:11.475		
20		16 Brian DUGDALE		
ROW	1:59.501		2:01.691	
19	54 Steve ADAMS		43 Michael DAVIS	
ROW		1:57.613		1:57.851
18		78 David WATTS		3 Jason LAPPIN
ROW	1:56.035		1:56.315	
17	17 Brian WATSON		56 Simon POLLEY	
ROW		1:54.499		1:55.540
16		21 Nigel GIBBINS		19 Christopher GORDON
ROW	1:52.695		1:52.886	
15	20 John YARNELL		52 Dave THOMPSON	
ROW		1:51.654		1:52.384
14		34 Mark WEBSTER		76 Peter DUBSKY
ROW	1:49.163		1:50.295	
13	7 Charlie BROWN		99 Mike MCKENNA	
ROW		1:48.946		1:48.981
12		72 Andrew RADFORD		5 Ian WHITE
ROW	1:48.271		1:48.849	
11	23 Stephen FURNESS		75 John DAVIS	
ROW		1:46.593		1:46.665
10		86 Roger GODFREY		12 Simon PAGE
ROW	1:45.582		1:45.691	
9	80 Dave BAILEY		4 John BROWN	
ROW		1:45.301		1:45.450
8		69 Peter BRAMBLE		50 Andy VOWELL
ROW	1:44.998		1:45.173	
7	46 Mike HUGHES		41 Mark HUMPHRIES	
ROW		1:43.610		1:44.747
6		47 Martyn ADAMS		44 Hugh MAUND
ROW	1:42.950		1:43.450	
5	81 Paul WHITE		48 Ian AGNEW	
ROW		1:42.387		1:42.465
4		68 Harry WYNDHAM		77 John THOMASON
ROW	1:41.460		1:41.477	
3	45 Charles WINDRIDGE		87 Tony LEES	
ROW		1:40.578		1:40.823
2		22 Ian FLETCHER		79 HOBDEN / ADAMS
ROW	1:38.238		1:40.366	
1	85 Andy GREEN		88 Joe HENDERSON	
		Pole		

Silverstone International
Circuit Length = 2.2487 miles

Weather / Track : Cloudy / Dry

These results are provisional until the conclusion of any judicial and technical matters.

Clerk of Course :

Timekeeper :

30 Min Endurance Race for Single Driver & Jigsaw TR/TSSC Championship

RACE 9 - CLASSIFICATION

POS	NO	CL	NAME	ENTRY	LAPS	TIME	GAP	DIFF	MPH	BEST	ON
1	85	F	Andy GREEN	Morgan Plus 8	18	30:31.087			79.58	1:39.249	10
2	79	C	Ben JACQUES	MG ZR	18	30:44.661	13.574	13.574	78.99	1:40.301	14
3	88	JE	Joe HENDERSON	Triumph TR6	18	31:14.301	43.214	29.640	77.74	1:41.408	13
4	87	F	Tony LEES	Morgan Plus 8	18	31:21.319	50.232	7.018	77.45	1:41.490	14
5	22	B	Ian FLETCHER	Fletcher Hornet	18	31:30.091	59.004	8.772	77.09	1:40.762	17
6	45	D	Charles WINDRIDGE	Morgan 4/4	18	31:46.482	1:15.395	16.391	76.43	1:42.175	18
7	47	JF	Martyn ADAMS	Triumph TR7 - V8	18	31:49.729	1:18.642	3.247	76.30	1:43.306	16
8	46	JE	Mike HUGHES		18	31:59.372	1:28.285	9.643	75.91	1:43.438	16
9	44	JF	Hugh MAUND	Triumph TR7 - V8	17	30:35.587	1 lap	1 lap	74.97	1:43.263	17
10	41	JF	Mark HUMPHRIES	Triumph TR7 - V8	17	30:48.320	1 lap	12.733	74.45	1:44.354	14
11	4	D	John BROWN	MG ZR160	17	31:11.223	1 lap	22.903	73.54	1:46.550	7
12	12	B	Simon PAGE	AH Sprite (Frogeye)	17	31:15.343	1 lap	4.120	73.38	1:46.640	13
13	5	C	Ian WHITE	Renault Spider 1997	17	31:33.135	1 lap	17.792	72.69	1:47.493	17
14	76	F	Peter DUBSKY	Jaguar D-Type	17	31:35.122	1 lap	1.987	72.61	1:45.967	15
15	50	JC	Andy VOWELL	Triumph Spitfire Mk3	17	31:36.254	1 lap	1.132	72.57	1:46.580	10
16	7	D	Charlie BROWN	MG ZR160	17	31:50.543	1 lap	14.289	72.03	1:49.167	16
17	75	JG	John DAVIS	Triumph Vitesse Estate	17	31:53.399	1 lap	2.856	71.92	1:47.880	13
18	72	D	Andrew RADFORD	MGF	17	32:06.529	1 lap	13.130	71.43	1:48.947	17
19	80	JD	Dave BAILEY	Triumph TR4	16	30:44.965	2 laps	1 lap	70.20	1:48.790	11
20	99	JD	Mike MCKENNA	Triumph TR3	16	30:45.001	2 laps	0.036	70.20	1:50.272	15
21	52	JC	Dave THOMPSON	Triumph GT6 Mk II	16	30:45.900	2 laps	0.899	70.17	1:50.239	16
22	34	B	Mark WEBSTER	Ford Fiesta XR2	16	31:01.380	2 laps	15.480	69.58	1:51.104	14
23	23	C	Stephen FURNESS	MGF	16	31:03.569	2 laps	2.189	69.50	1:52.892	13
24	54	JC	Steve ADAMS	Triumph Spitfire	16	31:12.494	2 laps	8.925	69.17	1:52.370	15
25	20	JA	John YARNELL	Triumph Spitfire	16	31:16.968	2 laps	4.474	69.00	1:53.338	14
26	77	JC	John THOMASON	Triumph Spitfire	16	31:32.762	2 laps	15.794	68.43	1:42.489	16
27	19	JG	Christopher GORDON	Triumph GT6	16	32:00.287	2 laps	27.525	67.45	1:55.257	10
28	17	B	Brian WATSON	MG Metro	16	32:00.359	2 laps	0.072	67.44	1:55.345	16
29	3	B	Jason LAPPIN	Rover Metro GTi	16	32:01.220	2 laps	0.861	67.41	1:54.273	12
30	78	F	David WATTS	Austin Healey 100M	16	32:24.678	2 laps	23.458	66.60	1:33.997	3
31	56	B	Simon POLLEY	MG Midget	15	31:04.125	3 laps	1 lap	65.14	1:57.567	13
32	53	JA	Alastair PUGH	Triumph Spitfire	14	31:12.952	4 laps	1 lap	60.51	2:05.073	11
33	43	JA	Michael DAVIS	Triumph Spitfire	14	31:41.780	4 laps	28.828	59.59	2:06.745	13
NOT CLASSIFIED											
DNF	48	JF	Ian AGNEW	Triumph TR7 - V8	17	30:16.558	1 lap	0.000	75.76	1:43.086	14
DNF	86	B	Roger GODFREY	Austin Cooper S-1966	16	29:08.389	2 laps	1 lap	74.08	1:46.562	16
DNF	69	D	Peter BRAMBLE	MGB Roadster	8	14:53.837	10 laps	8 laps	72.45	1:47.067	7
DNQ	16	B	Brian DUGDALE	Lancia Fulvia Zagato	8	31:25.396	10 laps	16:31.559	34.35	2:15.275	2
DNF	21	JC	Nigel GIBBINS	Triumph Spitfire	1	2:21.173	17 laps	7 laps	57.34	2:07.817	1
DNF	68	F	Harry WYNDHAM	Jaguar E-Type	1	2:51.008	17 laps	29.835	47.33		
FASTEST LAP											
22	B	Ian FLETCHER	Fletcher Hornet	17	1:40.762	80.34 mph	129.29 kph				
79	C	Ben JACQUES	MG ZR	14	1:40.301	80.71 mph	129.89 kph				
45	D	Charles WINDRIDGE	Morgan 4/4	18	1:42.175	79.23 mph	127.51 kph				
78	F	David WATTS	Austin Healey 100M	3	1:33.997	86.12 mph	138.60 kph				
20	JA	John YARNELL	Triumph Spitfire	14	1:53.338	71.42 mph	114.95 kph				
77	JC	John THOMASON	Triumph Spitfire	16	1:42.489	78.98 mph	127.11 kph				
80	JD	Dave BAILEY	Triumph TR4	11	1:48.790	74.41 mph	119.75 kph				
88	JE	Joe HENDERSON	Triumph TR6	13	1:41.408	79.83 mph	128.47 kph				
48	JF	Ian AGNEW	Triumph TR7 - V8	14	1:43.086	78.53 mph	126.38 kph				
75	JG	John DAVIS	Triumph Vitesse Estate	13	1:47.880	75.04 mph	120.76 kph				

Silverstone International
Circuit Length = 2.2487 miles
Start: 17:50 End: 18:23

Weather / Track : Cloudy / Dry

These results are provisional until the conclusion of any judicial and technical matters.

Clerk of Course :	Timekeeper :
-------------------	--------------

30 Min Endurance Race for Single Driver & Jigsaw TR/TSSC Championship

RACE 9 - LAP CHART

Lap 1			Lap 2			Lap 3			Lap 4			Lap 5		
No	Behind	Laptime	No	Behind	Laptime	No	Behind	Laptime	No	Behind	Laptime	No	Behind	Laptime
85		1:50.157	85		1:41.871	85		1:41.025	85		1:41.637	85		1:40.602
88	0.484	1:50.838	79	3.734	1:43.345	79	4.237	1:41.528	79	3.678	1:41.078	79	5.245	1:42.169
79	2.260	1:51.902	88	4.179	1:45.566	88	9.322	1:46.168	88	12.241	1:44.556	56	6.435	2:06.059
22	2.793	1:53.085	48	4.909	1:43.898	48	9.720	1:45.836	48	13.011	1:44.928	88	14.866	1:43.227
48	2.882	1:50.895	22	8.257	1:47.335	22	13.696	1:46.464	22	16.884	1:44.825	48	15.982	1:43.573
45	3.733	1:53.423	87	10.286	1:47.485	87	14.347	1:45.086	16	17.317	2:25.496	22	20.211	1:43.929
87	4.672	1:53.902	77	10.872	1:47.779	77	15.021	1:45.174	87	17.802	1:45.092	87	20.698	1:43.498
77	4.964	1:53.087	45	11.526	1:49.664	45	16.102	1:45.601	43	17.861	2:20.607	45	25.071	1:45.992
47	6.669	1:54.699	47	14.309	1:49.511	47	20.718	1:47.434	77	18.417	1:45.033	53	27.118	2:12.220
44	6.938	1:55.409	44	14.991	1:49.924	44	21.770	1:47.804	45	19.681	1:45.216	47	31.229	1:46.742
46	9.483	1:57.028	46	17.703	1:50.091	46	23.607	1:46.929	47	25.089	1:46.008	44	32.107	1:47.113
69	9.808	1:56.412	69	18.583	1:50.646	69	26.173	1:48.615	44	25.596	1:45.463	46	35.381	1:47.759
86	12.351	1:58.572	86	21.332	1:50.852	86	29.930	1:49.623	46	28.224	1:46.254	69	43.697	1:51.442
80	12.726	1:59.789	41	22.750	1:51.381	41	30.994	1:49.269	69	32.857	1:48.321	4	46.209	1:48.101
50	12.898	1:59.377	4	26.498	1:52.242	4	33.387	1:47.914	86	37.454	1:49.161	86	46.244	1:49.392
41	13.240	2:00.796	12	27.069	1:55.488	12	35.610	1:49.566	41	37.847	1:48.490	41	48.324	1:51.079
12	13.452	1:59.127	50	28.003	1:56.976	50	36.480	1:49.502	4	38.710	1:46.960	12	55.599	1:52.944
72	15.549	2:00.676	72	29.371	1:55.693	75	39.401	1:50.166	12	43.257	1:49.284	43	56.630	2:19.371
4	16.127	2:01.684	75	30.260	1:54.225	72	42.100	1:53.754	50	43.374	1:48.531	50	57.148	1:54.376
23	16.490	2:02.194	5	31.113	1:55.957	78	42.289	1:33.997	75	48.013	1:50.249	75	1:01.562	1:54.151
5	17.027	2:02.261	7	31.686	1:55.746	5	42.363	1:52.275	5	52.238	1:51.512	5	1:03.489	1:51.853
7	17.811	2:02.421	23	33.323	1:58.704	7	42.816	1:52.155	72	54.565	1:54.102	7	1:05.841	1:51.699
75	17.906	2:02.572	76	37.250	1:55.822	23	47.177	1:54.879	7	54.744	1:53.565	76	1:06.376	1:50.308
99	22.993	2:06.973	54	41.807	1:59.445	76	47.495	1:51.270	76	56.670	1:50.812	16	1:06.814	2:30.099
34	23.155	2:06.935	99	42.399	2:01.277	99	59.326	1:57.952	23	1:00.694	1:55.154	72	1:08.834	1:54.871
76	23.299	2:06.780	34	43.466	2:02.182	52	59.787	1:57.069	99	1:13.857	1:56.168	23	1:15.771	1:55.679
54	24.233	2:06.005	52	43.743	2:00.627	34	1:00.239	1:57.798	52	1:14.226	1:56.076	99	1:29.090	1:55.835
21	24.447	2:07.817	20	44.512	2:00.605	54	1:00.281	1:59.499	54	1:14.773	1:56.129	52	1:29.931	1:56.307
52	24.987	2:07.734	17	47.370	2:02.213	20	1:00.916	1:57.429	34	1:15.092	1:56.490	54	1:30.335	1:56.164
20	25.778	2:09.009	78	49.317	2:01.973	17	1:05.516	1:59.171	20	1:15.615	1:56.336	34	1:30.673	1:56.183
17	27.028	2:09.838	19	54.098	2:03.938	80	1:11.757	1:56.151	17	1:22.507	1:58.628	20	1:31.370	1:56.357
78	29.215	2:09.491	80	56.631	2:25.776	19	1:12.074	1:59.001	80	1:26.204	1:56.084	80	1:42.652	1:57.050
56	31.777	2:13.363	56	57.805	2:07.899	3	1:20.674	2:01.018	19	1:27.784	1:57.347			
19	32.031	2:13.179	3	1:00.681	2:06.194	56	1:22.615	2:05.835	78	1:40.052	2:39.400			
53	36.116	2:16.316	53	1:06.511	2:12.266	53	1:37.137	2:11.651	3	1:40.052	2:01.015			
3	36.358	2:17.174	16	1:14.483	2:15.275									
43	39.178	2:19.455	43	1:19.916	2:22.609									
16	41.079	2:17.273												
68	54.282	2:42.584												

Silverstone International
Circuit Length = 2.2487 miles
Start: 17:50 End: 18:23

Weather / Track : Cloudy / Dry

www.msttiming.com

30 Min Endurance Race for Single Driver & Jigsaw TR/TSSC Championship

RACE 9 - LAP CHART

Lap 6			Lap 7			Lap 8			Lap 9			Lap 10		
No	Behind	Laptime	No	Behind	Laptime	No	Behind	Laptime	No	Behind	Laptime	No	Behind	Laptime
85		1:43.094	85		1:41.105	85		1:41.545	85		1:39.472	85		1:39.249
17	1.285	2:02.474	34	0.693	1:54.219	23	1.095	1:54.532	79	7.671	1:40.740	75	0.493	1:50.016
19	1.866	1:57.778	20	1.504	1:54.333	79	6.403	1:43.378	53	11.340	2:07.583	7	5.058	1:51.920
79	4.833	1:42.682	79	4.570	1:40.842	99	11.938	1:54.328	23	16.126	1:54.503	79	8.961	1:40.539
78	5.335	1:48.979	80	11.077	1:52.624	52	13.785	1:55.507	88	20.162	1:42.275	72	11.838	1:51.161
88	15.233	1:43.461	88	16.670	1:42.542	20	15.881	1:55.922	99	25.557	1:53.091	88	24.130	1:43.217
48	15.987	1:43.099	19	17.969	1:57.208	34	16.536	1:57.388	52	26.264	1:51.951	23	31.133	1:54.256
3	18.488	2:02.132	48	19.138	1:44.256	54	16.950	1:59.332	48	27.070	1:44.554	48	31.220	1:43.399
87	21.502	1:43.898	17	21.132	2:00.952	88	17.359	1:42.234	20	30.899	1:54.490	87	35.131	1:42.990
22	25.306	1:48.189	77	23.778	5:10.162	48	21.988	1:44.395	34	31.220	1:54.156	22	38.572	1:44.527
56	28.667	2:05.326	87	24.437	1:44.040	80	22.546	1:53.014	87	31.390	1:42.894	99	39.135	1:52.827
45	28.835	1:46.858	78	24.709	2:00.479	87	27.968	1:45.076	54	32.910	1:55.432	77	39.756	1:45.039
47	33.298	1:45.163	16	25.005	2:42.390	43	28.345	2:18.420	22	33.294	1:43.469	52	40.238	1:53.223
44	34.527	1:45.514	22	27.500	1:43.299	77	28.924	1:46.691	80	33.668	1:50.594	53	41.843	2:09.752
46	37.779	1:45.492	45	33.917	1:46.187	22	29.297	1:43.342	77	33.966	1:44.514	20	46.068	1:54.418
69	49.697	1:49.094	47	37.043	1:44.850	19	35.338	1:58.914	45	43.428	1:45.119	80	46.123	1:51.704
4	50.286	1:47.171	3	38.046	2:00.663	45	37.781	1:45.409	47	46.327	1:45.103	34	47.011	1:55.040
86	51.048	1:47.898	44	38.522	1:45.100	17	38.932	1:59.345	44	46.842	1:44.619	54	47.461	1:53.800
41	53.753	1:48.523	46	41.717	1:45.043	47	40.696	1:45.198	46	52.463	1:46.098	45	48.609	1:44.430
53	55.477	2:11.453	56	48.218	2:00.656	44	41.695	1:44.718	19	53.274	1:57.408	47	51.654	1:44.576
12	1:03.406	1:50.901	69	55.659	1:47.067	78	44.913	2:01.749	17	57.124	1:57.664	44	52.193	1:44.600
50	1:05.186	1:51.132	4	55.731	1:46.550	46	45.837	1:45.665	43	57.336	2:08.463	46	57.664	1:44.450
75	1:11.357	1:52.889	86	57.193	1:47.250	3	53.060	1:56.559	78	1:04.918	1:59.477	19	1:09.816	1:55.791
5	1:12.329	1:51.934	41	58.771	1:46.123	86	1:03.095	1:47.447	3	1:09.388	1:55.800	17	1:13.303	1:55.428
76	1:12.741	1:49.459	12	1:10.942	1:48.641	4	1:04.380	1:50.194	86	1:10.840	1:47.217	86	1:20.017	1:48.426
7	1:14.069	1:51.322	50	1:12.135	1:48.054	69	1:06.232	1:52.118	4	1:12.529	1:47.621	4	1:21.003	1:47.723
72	1:18.310	1:52.570	76	1:19.355	1:47.719	41	1:06.485	1:49.259	41	1:13.920	1:46.907	41	1:22.198	1:47.527
23	1:29.213	1:56.536	75	1:21.007	1:50.755	56	1:10.524	2:03.851	12	1:27.580	1:48.941	78	1:25.517	1:59.848
43	1:32.575	2:19.039	5	1:21.887	1:50.663	12	1:18.111	1:48.714	50	1:29.366	1:49.630	3	1:27.923	1:57.784
99	1:40.260	1:54.264	7	1:23.367	1:50.403	50	1:19.208	1:48.618	56	1:33.259	2:02.207	43	1:28.864	2:10.777
54	1:40.268	1:53.027	53	1:24.774	2:10.402	76	1:27.393	1:49.583	76	1:36.637	1:48.716	12	1:36.032	1:47.701
52	1:40.928	1:54.091	72	1:28.976	1:51.771	75	1:29.198	1:49.736	5	1:39.200	1:48.830	50	1:36.697	1:46.580
						5	1:29.842	1:49.500						
						7	1:31.859	1:50.037						
						72	1:39.398	1:51.967						

Silverstone International
Circuit Length = 2.2487 miles
Start: 17:50 End: 18:23

Weather / Track : Cloudy / Dry

www.msttiming.com

30 Min Endurance Race for Single Driver & Jigsaw TR/TSSC Championship

RACE 9 - LAP CHART

Lap 11			Lap 12			Lap 13			Lap 14			Lap 15		
No	Behind	Laptime	No	Behind	Laptime	No	Behind	Laptime	No	Behind	Laptime	No	Behind	Laptime
85		1:41.350	85		1:39.958	85		1:40.040	85		1:40.545	85		1:39.890
76	5.128	1:49.090	78	2.022	1:57.813	53	0.255	2:10.677	41	1.002	1:48.247	54	5.023	1:54.248
5	6.671	1:48.070	12	2.022	1:47.298	19	3.731	2:00.006	4	4.244	1:48.519	41	5.466	1:44.354
79	8.954	1:41.343	50	2.776	1:47.387	17	8.189	1:58.735	79	11.267	1:40.301	20	5.539	1:53.986
7	15.425	1:51.717	3	2.812	1:56.197	12	8.761	1:46.779	12	14.856	1:46.640	86	6.980	1:47.207
56	16.238	2:03.578	79	10.851	1:41.855	79	11.511	1:40.700	19	20.404	1:57.218	79	12.503	1:41.126
75	17.993	1:58.850	76	12.271	1:47.101	50	12.431	1:49.695	50	22.407	1:50.521	4	14.450	1:50.096
72	21.918	1:51.430	5	14.884	1:48.171	3	18.876	1:56.104	53	24.783	2:05.073	12	22.478	1:47.512
88	24.364	1:41.584	43	16.875	2:09.319	5	24.080	1:49.236	17	25.591	1:57.947	50	34.313	1:51.796
48	33.630	1:43.760	7	25.127	1:49.660	78	24.309	2:02.327	88	30.168	1:42.329	88	35.067	1:44.789
87	36.072	1:42.291	88	27.016	1:42.610	76	24.832	1:52.601	5	32.601	1:49.066	19	37.667	1:57.153
22	40.478	1:43.256	75	28.547	1:50.512	88	28.384	1:41.408	3	32.604	1:54.273	5	41.747	1:49.036
77	42.860	1:44.454	72	34.387	1:52.427	7	34.484	1:49.397	76	33.031	1:48.744	76	42.239	1:49.098
23	45.412	1:55.629	56	36.770	2:00.490	75	36.798	1:48.291	87	41.587	1:41.490	17	44.058	1:58.357
99	49.781	1:51.996	48	37.199	1:43.527	87	40.642	1:42.931	78	42.018	1:58.254	87	45.961	1:44.264
52	50.410	1:51.522	87	37.751	1:41.637	48	42.538	1:45.379	7	43.453	1:49.514	3	48.960	1:56.246
45	53.539	1:46.280	22	44.557	1:44.037	72	46.467	1:52.120	75	44.133	1:47.880	53	50.235	2:05.342 P
47	55.589	1:45.285	77	46.895	1:43.993	22	48.258	1:43.741	48	45.079	1:43.086	48	51.593	1:46.404
80	55.968	1:51.195	45	58.277	1:44.696	77	49.820	1:42.965	22	51.429	1:43.716	7	53.902	1:50.339
44	57.329	1:46.486	23	1:00.130	1:54.676	43	50.821	2:13.986	77	52.267	1:42.992	22	55.891	1:44.352
34	58.768	1:53.107	47	1:00.480	1:44.849	56	56.930	2:00.200	72	58.116	1:52.194	77	56.717	1:44.340
46	1:00.535	1:44.221	99	1:01.302	1:51.479	45	1:01.439	1:43.202	45	1:04.603	1:43.709	75	57.098	1:52.855
54	1:01.001	1:54.890	52	1:02.159	1:51.707	47	1:03.888	1:43.448	47	1:07.678	1:44.335	78	1:02.063	1:59.935
20	1:01.657	1:56.939	80	1:04.800	1:48.790	46	1:10.472	1:45.462	46	1:15.019	1:45.092	72	1:08.712	1:50.486
53	1:09.576	2:09.083	46	1:05.050	1:44.473	99	1:13.299	1:52.037	56	1:16.902	2:00.517	45	1:08.916	1:44.203
19	1:23.723	1:55.257	34	1:11.743	1:52.933	52	1:14.547	1:52.428	43	1:22.451	2:12.175	47	1:11.298	1:43.510
86	1:25.494	1:46.827	20	1:16.926	1:55.227	80	1:14.770	1:50.010	80	1:24.631	1:50.406	16	1:18.289	14:15.33
4	1:27.652	1:47.999	54	1:17.350	1:56.307	23	1:17.138	1:57.048	99	1:25.144	1:52.390	46	1:19.425	1:44.296
41	1:27.789	1:46.941	44	1:23.747	2:06.376	34	1:24.035	1:52.332	52	1:25.769	1:51.767	56	1:34.579	1:57.567
17	1:29.452	1:57.499	86	1:32.940	1:47.404	44	1:28.291	1:44.584	23	1:29.485	1:52.892	80	1:34.947	1:50.206
			41	1:33.340	1:45.509	54	1:31.210	1:53.900	44	1:31.581	1:43.835	99	1:35.610	1:50.356
			4	1:36.310	1:48.616	20	1:31.988	1:55.102	34	1:36.054	1:52.564	44	1:35.980	1:44.289
						86	1:40.208	1:47.308				52	1:36.559	1:50.680

Silverstone International
Circuit Length = 2.2487 miles
Start: 17:50 End: 18:23

Weather / Track : Cloudy / Dry

www.msttiming.com

30 Min Endurance Race for Single Driver & Jigsaw TR/TSSC Championship

RACE 9 - LAP CHART

Lap 16			Lap 17			Lap 18		
No	Behind	Laptime	No	Behind	Laptime	No	Behind	Laptime
85		1:41.433	85		1:42.180	85		1:39.365
23	3.536	1:55.374	44	0.602	1:48.235	44	4.500	1:43.263
34	5.835	1:51.104	99	2.269	1:50.272	79	13.574	1:42.124
41	8.896	1:44.863	80	2.585	1:51.251	80	13.878	1:50.658
79	12.004	1:40.934	52	3.939	1:50.993	99	13.914	1:51.010
86	12.285	1:46.738	79	10.815	1:40.991	52	14.813	1:50.239
20	17.444	1:53.338	16	11.990	2:17.314	41	17.233	1:44.556
43	17.784	2:16.656	41	12.042	1:45.326	34	30.293	1:52.580
54	17.956	1:54.366	56	13.223	2:02.257	23	32.482	1:54.831
4	22.381	1:49.364	86	16.667	1:46.562	56	33.038	1:59.180
12	29.530	1:48.485	23	17.016	1:55.660	4	40.136	1:49.695
88	36.093	1:42.459	34	17.078	1:53.423	54	41.407	1:52.626
50	46.165	1:53.285	54	28.146	1:52.370	53	41.865	2:43.029
76	46.773	1:45.967	20	29.289	1:54.025	88	43.214	1:44.737
87	47.844	1:43.316	4	29.806	1:49.605	12	44.256	1:48.167
5	48.420	1:48.106	12	35.454	1:48.104	20	45.881	1:55.957
48	54.350	1:44.190	88	37.842	1:43.929	87	50.232	1:42.422
22	57.075	1:42.617	43	42.349	2:06.745	16	54.309	2:21.684
19	57.309	2:01.075	87	47.175	1:41.511	22	59.004	1:42.712
77	57.926	1:42.642	76	52.520	1:47.927	77	1:01.675	1:42.489
17	58.342	1:55.717	5	53.920	1:47.680	5	1:02.048	1:47.493
7	1:02.030	1:49.561	50	54.902	1:50.917	76	1:04.035	1:50.880
3	1:02.434	1:54.907	22	55.657	1:40.762	50	1:05.167	1:49.630
75	1:05.703	1:50.038	77	58.551	1:42.805	43	1:10.693	2:07.709
45	1:11.189	1:43.706	7	1:09.017	1:49.167	45	1:15.395	1:42.175
47	1:13.171	1:43.306	75	1:12.475	1:48.952	47	1:18.642	1:43.479
72	1:18.400	1:51.121	45	1:12.585	1:43.576	7	1:19.456	1:49.804
53	1:20.381	2:11.579	19	1:12.666	1:57.537	75	1:22.312	1:49.202
78	1:20.524	1:59.894	17	1:13.292	1:57.130	46	1:28.285	1:44.844
46	1:21.430	1:43.438	47	1:14.528	1:43.537	19	1:29.200	1:55.899
			3	1:14.973	1:54.719	17	1:29.272	1:55.345
			46	1:22.806	1:43.556	3	1:30.133	1:54.525
			48	1:24.836	2:12.666	72	1:35.442	1:48.947
			72	1:25.860	1:49.640	78	1:53.591	1:57.074
			78	1:35.882	1:57.538			

MGCC Cockshoot Cup + Drayton manor Park Metro Cup

QUALIFYING - RACE 10 - CLASSIFICATION

POS	NO	CL	NAME	ENTRY	TIME	ON	LAPS	GAP	DIFF	MPH
1	0	MC	Paul LUTI	MG Metro	2:02.712	3	6			65.97
2	52	MC	Simon WHITE	MG Metro	2:04.779	3	6	2.067	2.067	64.87
3	96	MC	Dick TREVETT	MG Metro Turbo	2:06.234	3	6	3.522	1.455	64.13
4	11	C	Jon FLANIGAN	MG Metro Turbo	2:06.961	6	6	4.249	0.727	63.76
5	79	MB	Paul ASHTON	MG Metro	2:07.501	5	6	4.789	0.540	63.49
6	14	MC	Mark BELLAMY	MG Metro Turbo	2:08.307	4	6	5.595	0.806	63.09
7	69	B	Peter BRAMBLE	MGB Roadster	2:09.375	3	5	6.663	1.068	62.57
8	65	MB	Lee MCNAMARA	MG Metro	2:10.035	6	6	7.323	0.660	62.25
9	3	B	Alasdair BRUCE	MGB 1798cc Yellow	2:10.430	3	6	7.718	0.395	62.06
10	15	B	Ian WITT	MG Midget	2:11.619	5	5	8.907	1.189	61.50
11	33	B	Alan MCCORMICK	MGB GT	2:11.648	5	6	8.936	0.029	61.49
12	32	MC	Tony DOWLER	MG Metro	2:11.932	3	5	9.220	0.284	61.36
13	54	MC	Brian OWEN	MG Metro	2:11.990	4	6	9.278	0.058	61.33
14	66	B	Wayne PARKER	Rover Metro GTi	2:12.031	3	6	9.319	0.041	61.31
15	1	B	Mike PETERS	MG Midget	2:12.973	3	6	10.261	0.942	60.88
16	12	MB	Iain PATTERSON	Rover Metro	2:13.451	3	6	10.739	0.478	60.66
17	77	MB	Paul RIGG	Rover Metro Gti	2:13.520	4	6	10.808	0.069	60.63
18	9	A	Mark RAYMENT	MGB Roadster	2:13.728	4	6	11.016	0.208	60.53
19	4	B	Steve ATKINSON	MGB GT V8	2:14.115	4	5	11.403	0.387	60.36
20	27	B	Brian WATSON	Rover Metro Gti	2:14.300	3	6	11.588	0.185	60.27
21	44	MB	Matthew RUSHFORTH	Rover Metro Gti	2:14.802	5	5	12.090	0.502	60.05
22	7	MC	Tony HOWE	MG Metro Turbo	2:15.051	5	5	12.339	0.249	59.94
23	49	MC	Richard GARRARD	MG Metro Turbo	2:16.423	4	5	13.711	1.372	59.34
24	20	MB	David HEASMAN	MG Metro	2:16.510	4	5	13.798	0.087	59.30
25	78	A	Ian WRIGHT	MG Midget	2:17.054	3	5	14.342	0.544	59.06
26	37	MC	Chris HARRIS	MG Metro	2:18.771	5	5	16.059	1.717	58.33
27	5	A	Jeremy TOES	MG Midget	2:19.377	4	5	16.665	0.606	58.08
28	28	A	Simon TINKLER	MGB GT	2:19.774	5	5	17.062	0.397	57.91
29	10	B	Graham MARCHANT	MGB GT	2:20.400	4	5	17.688	0.626	57.66
30	51	A	John WREGHITT	MGB	2:21.061	4	5	18.349	0.661	57.38
31	97	A	Paul NEWTON	MG Midget	2:21.579	4	5	18.867	0.518	57.17
32	17	A	Richard SAPCOTE	MG Midget	2:22.411	1	1	19.699	0.832	56.84
33	45	A	Graham PROSSER	MG Midget	2:25.023	5	5	22.311	2.612	55.82
34	80	B	Tobias VERNON-SMITH	MG Midget	2:26.484	4	5	23.772	1.461	55.26
35	90	MA	Terry BRACEY-WRIGHT	MG Metro	2:27.662	5	5	24.950	1.178	54.82
36	76	F	Margaret FARQUHAR-RIGG	MGF	2:28.001	4	5	25.289	0.339	54.69
37	40	MA	Jane METCALFE	MG Metro	2:29.012	2	5	26.300	1.011	54.32
38	2	A	Philip YATES	MG Midget	2:29.370	3	5	26.658	0.358	54.19
39	23	A	Stephen MCKIE	AH Sprite	2:30.623	4	5	27.911	1.253	53.74
40	18	A	Andrew AINSWORTH	MG Midget	2:30.787	4	4	28.075	0.164	53.68
41	83	F	Helen WADDINGTON	MGF	2:30.910	5	5	28.198	0.123	53.64
42	25	A	Steve GREGORY	MG Midget	2:31.609	5	5	28.897	0.699	53.39
43	21	A	Richard SAXTON	MG Midget	2:34.989	3	5	32.277	3.380	52.23
44	47	A	Ian FULLER	MG Metro	2:42.234	1	3	39.522	7.245	49.89

Weather / Track : Rain / Wet

These results are provisional until the conclusion of any judicial and technical matters.

Silverstone International
Circuit Length = 2.2487 miles
Start: 11:14 End: 11:31

Clerk of Course :

Timekeeper :

**MGCC Cockshoot Cup + Drayton manor Park Metro Cup
QUALIFYING - RACE 10 - LAP ANALYSIS**

0	Paul LUTI		MG Metro	
1		2:06.305	4	2:05.067
2		2:03.107	5	2:09.316
3		2:02.712	6	2:07.000P
1	Mike PETERS		MG Midget	
1		2:31.533	4	2:17.642
2		2:13.409	5	2:17.158
3		2:12.973	6	2:19.827
2	Philip YATES		MG Midget	
1		2:39.564	4	2:31.197
2		3:08.561	5	2:30.320
3		2:29.370	6	
3	Alasdair BRUCE		MGB 1798cc Yellow	
1		2:24.377	4	2:14.236
2		2:11.571	5	2:12.888
3		2:10.430	6	2:21.825
4	Steve ATKINSON		MGB GT V8	
1		2:36.438	4	2:14.115
2		2:31.856	5	2:15.135P
3		2:19.955	6	
5	Jeremy TOES		MG Midget	
1		2:42.590	4	2:19.377
2		2:32.206	5	2:20.030P
3		2:27.576	6	
7	Tony HOWE		MG Metro Turbo	
1		2:32.800	4	2:17.680
2		2:25.042	5	2:15.051P
3		2:16.639	6	
9	Mark RAYMENT		MGB Roadster	
1		2:24.566	4	2:13.728
2		2:17.941	5	2:14.844
3		2:14.337	6	2:14.527
10	Graham MARCHANT		MGB GT	
1		2:31.684	4	2:20.400
2		2:29.321	5	2:20.992P
3		2:22.163	6	
11	Jon FLANIGAN		MG Metro Turbo	
1		2:29.933	4	2:09.148
2		2:21.379	5	2:07.332
3		2:12.264	6	2:06.961
12	Iain PATTERSON		Rover Metro	
1		2:32.679	4	2:15.392
2		2:20.783	5	2:15.416
3		2:13.451	6	2:15.412
14	Mark BELLAMY		MG Metro Turbo	
1		2:32.768	4	2:08.307
2		2:17.743	5	2:08.737
3		2:09.545	6	2:10.960
15	Ian WITT		MG Midget	
1		2:21.633	4	2:28.127

Silverstone International
Circuit Length = 3619 metres
Start: 11:14 End: 11:31

Weather / Track : Rain / Wet

**MGCC Cockshoot Cup + Drayton manor Park Metro Cup
QUALIFYING - RACE 10 - LAP ANALYSIS**

2	2:19.755	5	2:11.619P
3	2:13.273	6	
17	Richard SAPCOTE	MG Midget	
1	2:22.411	2	
18	Andrew AINSWORTH	MG Midget	
1	2:40.301	3	2:33.341
2	2:33.697	4	2:30.787
20	David HEASMAN	MG Metro	
1	2:39.339	4	2:16.510
2	2:27.612	5	2:18.126P
3	2:23.223	6	
21	Richard SAXTON	MG Midget	
1	2:34.992	4	2:49.968
2	2:38.749	5	2:38.998
3	2:34.989	6	
23	Stephen MCKIE	AH Sprite	
1	2:39.439	4	2:30.623
2	2:32.409	5	2:36.297
3	2:31.893	6	
25	Steve GREGORY	MG Midget	
1	2:39.563	4	2:37.489
2	2:41.884	5	2:31.609
3	2:44.957	6	
27	Brian WATSON	Rover Metro Gti	
1	2:27.742	4	2:16.055
2	2:15.001	5	2:15.625
3	2:14.300	6	2:17.556
28	Simon TINKLER	MGB GT	
1	2:37.008	4	2:19.967
2	2:32.349	5	2:19.774P
3	2:23.886	6	
32	Tony DOWLER	MG Metro	
1	2:37.600	4	2:19.593
2	2:19.186	5	2:14.843P
3	2:11.932	6	
33	Alan MCCORMICK	MGB GT	
1	2:18.880	4	2:14.101
2	2:14.431	5	2:11.648
3	2:12.830	6	2:27.135
37	Chris HARRIS	MG Metro	
1	2:27.857	4	2:22.128
2	2:22.870	5	2:18.771P
3	2:20.629	6	
40	Jane METCALFE	MG Metro	
1	2:41.020	4	2:30.585
2	2:29.012	5	2:34.813
3	2:48.045	6	
44	Matthew RUSHFORTH	Rover Metro Gti	
1	2:34.356	4	2:17.399
2	2:22.870	5	2:14.802P

Silverstone International
Circuit Length = 3619 metres
Start: 11:14 End: 11:31

Weather / Track : Rain / Wet

**MGCC Cockshoot Cup + Drayton manor Park Metro Cup
QUALIFYING - RACE 10 - LAP ANALYSIS**

3		2:20.846	6	
45	Graham PROSSER		MG Midget	
1		2:51.658	4	2:28.444
2		2:30.612	5	2:25.023P
3		2:28.369	6	
47	Ian FULLER		MG Metro	
1		2:42.234	3	3:13.147
2		2:44.552	4	
49	Richard GARRARD		MG Metro Turbo	
1		2:33.690	4	2:16.423
2		2:25.370	5	2:18.236P
3		2:17.311	6	
51	John WREGHITT		MGB	
1		2:39.721	4	2:21.061
2		2:31.848	5	2:21.725P
3		2:24.783	6	
52	Simon WHITE		MG Metro	
1		2:07.275	4	2:10.135
2		2:05.330	5	2:11.669
3		2:04.779	6	2:11.973P
54	Brian OWEN		MG Metro	
1		2:32.668	4	2:11.990
2		2:13.513	5	2:14.678
3		2:12.118	6	2:16.260
65	Lee MCNAMARA		MG Metro	
1		2:31.222	4	2:12.439
2		2:22.099	5	2:11.618
3		2:16.078	6	2:10.035
66	Wayne PARKER		Rover Metro GTi	
1		2:28.674	4	2:12.754
2		2:17.967	5	2:13.499
3		2:12.031	6	2:15.985
69	Peter BRAMBLE		MGB Roadster	
1		2:13.571	4	2:31.865
2		2:11.697	5	2:51.464P
3		2:09.375	6	
76	Margaret FARQUHAR-RIGG		MGF	
1		2:44.763	4	2:28.001
2		2:37.793	5	2:28.055
3		2:36.156	6	
77	Paul RIGG		Rover Metro Gti	
1		2:27.821	4	2:13.520
2		2:15.772	5	2:15.777
3		2:15.800	6	2:16.890
78	Ian WRIGHT		MG Midget	
1		2:34.201	4	2:17.653
2		2:20.922	5	2:18.364P
3		2:17.054	6	
79	Paul ASHTON		MG Metro	
1		2:34.661	4	2:14.596

Silverstone International
Circuit Length = 3619 metres
Start: 11:14 End: 11:31

Weather / Track : Rain / Wet

**MGCC Cockshoot Cup + Drayton manor Park Metro Cup
QUALIFYING - RACE 10 - LAP ANALYSIS**

2	2:25.029	5	2:07.501
3	2:14.674	6	2:20.954
80	Tobias VERNON-SMITH	MG Midget	
1	2:51.562	4	2:26.484
2	2:31.664	5	2:39.280
3	2:31.886	6	
83	Helen WADDINGTON	MGF	
1	2:41.332	4	2:33.163
2	2:33.268	5	2:30.910
3	2:32.213	6	
90	Terry BRACEY-WRIGHT	MG Metro	
1	2:36.854	4	2:30.575
2	2:32.340	5	2:27.662P
3	2:28.632	6	
96	Dick TREVETT	MG Metro Turbo	
1	2:28.679	4	2:08.672
2	2:14.439	5	2:10.976
3	2:06.234	6	2:12.983
97	Paul NEWTON	MG Midget	
1	2:45.128	4	2:21.579
2	2:37.833	5	2:49.402
3	2:35.394	6	

MGCC Cockshoot Cup + Drayton manor Park Metro Cup

RACE 10 - GRID

ROW		2:34.989		2:42.234
22		21 Richard SAXTON		47 Ian FULLER
ROW	2:30.910		2:31.609	
21	83 Helen WADDINGTON		25 Steve GREGORY	
ROW		2:30.623		2:30.787
20		23 Stephen MCKIE		18 Andrew AINSWORTH
ROW	2:29.012		2:29.370	
19	40 Jane METCALFE		2 Philip YATES	
ROW		2:27.662		2:28.001
18		90 Terry BRACEY-WRIGHT		76 Margaret FARQUHAR-RIGG
ROW	2:25.023		2:26.484	
17	45 Graham PROSSER		80 Tobias VERNON-SMITH	
ROW		2:21.579		2:22.411
16		97 Paul NEWTON		17 Richard SPCOTE
ROW	2:20.400		2:21.061	
15	10 Graham MARCHANT		51 John WREGHITT	
ROW		2:19.377		2:19.774
14		5 Jeremy TOES		28 Simon TINKLER
ROW	2:17.054		2:18.771	
13	78 Ian WRIGHT		37 Chris HARRIS	
ROW		2:16.423		2:16.510
12		49 Richard GARRARD		20 David HEASMAN
ROW	2:14.802		2:15.051	
11	44 Matthew RUSHFORTH		7 Tony HOWE	
ROW		2:14.115		2:14.300
10		4 Steve ATKINSON		27 Brian WATSON
ROW	2:13.520		2:13.728	
9	77 Paul RIGG		9 Mark RAYMENT	
ROW		2:12.973		2:13.451
8		1 Mike PETERS		12 Iain PATTERSON
ROW	2:11.990		2:12.031	
7	54 Brian OWEN		66 Wayne PARKER	
ROW		2:11.648		2:11.932
6		33 Alan MCCORMICK		32 Tony DOWLER
ROW	2:10.430		2:11.619	
5	3 Alasdair BRUCE		15 Ian WITT	
ROW		2:09.375		2:10.035
4		69 Peter BRAMBLE		65 Lee MCNAMARA
ROW	2:07.501		2:08.307	
3	79 Paul ASHTON		14 Mark BELLAMY	
ROW		2:06.234		2:06.961
2		96 Dick TREVETT		11 Jon FLANIGAN
ROW	2:02.712		2:04.779	
1	0 Paul LUTI		52 Simon WHITE	
	Pole			
				

Silverstone International
Circuit Length = 2.2487 miles

Weather / Track : Rain / Wet

These results are provisional until the conclusion of any judicial and technical matters.

Clerk of Course :

Timekeeper :

MGCC Cockshoot Cup

RACE 10 - CLASSIFICATION

POS	NO	CL	NAME	ENTRY	LAPS	TIME	GAP	DIFF	MPH	BEST	ON
1	69	B	Peter BRAMBLE	MGB Roadster	3	6:42.460			60.34	2:08.595	3
2	33	B	Alan MCCORMICK	MGB GT	3	6:47.133	4.673	4.673	59.65	2:08.430	3
3	9	A	Mark RAYMENT	MGB Roadster	3	6:57.160	14.700	10.027	58.21	2:12.586	2
4	4	B	Steve ATKINSON	MGB GT V8	3	7:00.411	17.951	3.251	57.76	2:12.189	2
5	3	B	Alasdair BRUCE	MGB 1798cc Yellow	3	7:00.969	18.509	0.558	57.69	2:12.065	2
6	78	A	Ian WRIGHT	MG Midget	3	7:05.841	23.381	4.872	57.03	2:13.970	3
7	5	A	Jeremy TOES	MG Midget	3	7:08.088	25.628	2.247	56.73	2:14.359	2
8	51	A	John WREGHITT	MGB	3	7:08.404	25.944	0.316	56.69	2:14.490	3
9	28	A	Simon TINKLER	MGB GT	3	7:08.788	26.328	0.384	56.63	2:14.425	3
10	45	A	Graham PROSSER	MG Midget	3	7:16.402	33.942	7.614	55.65	2:16.172	3
11	17	A	Richard SAPCOTE	MG Midget	3	7:18.606	36.146	2.204	55.37	2:17.051	3
12	10	B	Graham MARCHANT	MGB GT	3	7:18.626	36.166	0.020	55.36	2:14.705	3
13	76	F	Margaret FARQUHAR-RIGG	MGF	3	7:34.116	51.656	15.490	53.48	2:23.481	2
14	25	A	Steve GREGORY	MG Midget	3	7:34.598	52.138	0.482	53.42	2:22.157	2
15	23	A	Stephen MCKIE	AH Sprite	3	7:36.850	54.390	2.252	53.16	2:22.422	3
16	97	A	Paul NEWTON	MG Midget	3	7:37.506	55.046	0.656	53.08	2:20.755	2
17	21	A	Richard SAXTON	MG Midget	3	7:44.680	1:02.220	7.174	52.26	2:24.347	2
18	80	B	Tobias VERNON-SMITH	MG Midget	3	7:50.799	1:08.339	6.119	51.58	2:23.728	2
19	2	A	Philip YATES	MG Midget	3	8:09.714	1:27.254	18.915	49.59	2:32.692	3
20	83	F	Helen WADDINGTON	MGF	3	8:18.573	1:36.113	8.859	48.71	2:24.586	2

NOT CLASSIFIED

DNF 15	B	Ian WITT	MGB Midget	0	09.312
--------	---	----------	------------	---	--------

FASTEST LAP

9	A	Mark RAYMENT	MGB Roadster	2	2:12.586	61.05 mph	98.26 kph
33	B	Alan MCCORMICK	MGB GT	3	2:08.430	63.03 mph	101.44 kph
76	F	Margaret FARQUHAR-RIGG	MGF	2	2:23.481	56.42 mph	90.80 kph

Weather / Track : Cloudy / Damp

These results are provisional until the conclusion of any judicial and technical matters.

Silverstone International
Circuit Length = 2.2487 miles
Start: 13:17 End: 13:29

Clerk of Course :

Timekeeper :

MGCC Cockshoot Cup

RACE 10 - LAP CHART

Lap 1			Lap 2			Lap 3		
No	Behind	Laptime	No	Behind	Laptime	No	Behind	Laptime
69		2:14.600	69		2:09.369	69		2:08.595
33	4.728	2:18.812	33	4.838	2:09.479	33	4.673	2:08.430
9	6.602	2:19.409	9	9.819	2:12.586	9	14.700	2:13.476
1	8.956	2:21.864	1	11.761	2:12.174	1	15.743	2:12.577
4	10.811	2:22.161	4	13.631	2:12.189	4	17.951	2:12.915
78	11.702	2:20.613	3	14.644	2:12.065	3	18.509	2:12.460
3	11.948	2:23.173	78	18.006	2:15.673	78	23.381	2:13.970
5	13.328	2:22.801	5	18.318	2:14.359	5	25.628	2:15.905
51	14.416	2:24.020	51	20.049	2:15.002	51	25.944	2:14.490
28	14.965	2:24.377	28	20.498	2:14.902	28	26.328	2:14.425
45	15.699	2:23.992	45	26.365	2:20.035	45	33.942	2:16.172
17	17.927	2:26.356	17	27.690	2:19.132	17	36.146	2:17.051
76	21.913	2:30.022	10	30.056	2:16.597	10	36.166	2:14.705
80	22.720	2:30.559	76	36.025	2:23.481	76	51.656	2:24.226
10	22.828	2:27.437	80	37.079	2:23.728	25	52.138	2:22.310
25	25.635	2:31.695	97	37.814	2:20.755	23	54.390	2:22.422
23	25.684	2:32.886	25	38.423	2:22.157	97	55.046	2:25.827
97	26.428	2:31.559	23	40.563	2:24.248	21	1:02.220	2:25.877
83	29.054	2:32.976	83	44.271	2:24.586	80	1:08.339	2:39.855
21	29.960	2:33.103	21	44.938	2:24.347	2	1:27.254	2:32.692
2	32.116	2:37.079	2	1:03.157	2:40.410	83	1:36.113	3:00.437
						69		2:08.595

MGCC Cockshoot Cup + Drayton manor Park Metro Cup

RACE 10 - CLASSIFICATION - AMENDED

POS	NO	CL	NAME	ENTRY	LAPS	TIME	GAP	DIFF	MPH	BEST	ON
1	96	MC	Dick TREVETT	MG Metro Turbo	3	6:23.404			63.34	2:03.428	2
2	14	MC	Mark BELLAMY	MG Metro Turbo	3	6:28.999	5.595	5.595	62.43	2:03.950	3
3	32	MC	Tony DOWLER	MG Metro	3	6:33.200	9.796	4.201	61.76	2:04.951	3
4	65	MB	Lee MCNAMARA	MG Metro	3	6:33.414	10.010	0.214	61.73	2:03.775	3
5	52	MC	Simon WHITE	MG Metro	3	6:35.194	11.790	1.780	61.45	2:02.728	3
6	12	MB	Iain PATTERSON	Rover Metro	3	6:48.013	24.609	12.819	59.52	2:09.691	3
7	66	MB	Wayne PARKER	Rover Metro GTi	3	6:50.679	27.275	2.666	59.13	2:11.455	3
8	7	MC	Tony HOWE	MG Metro Turbo	3	6:52.195	28.791	1.516	58.91	2:09.270	3
9	54	MC	Brian OWEN	MG Metro	3	6:53.120	29.716	0.925	58.78	2:08.987	3
10	44	MB	Matthew RUSHFORTH	Rover Metro Gti	3	7:00.599	37.195	7.479	57.74	2:13.788	3
11	20	MB	David HEASMAN	MG Metro	3	7:01.314	37.910	0.715	57.64	2:13.345	2
12	77	MB	Paul RIGG	Rover Metro Gti	3	7:06.257	42.853	4.943	56.97	2:12.720	2
13	27	MB	Brian WATSON	Rover Metro Gti	3	7:06.620	43.216	0.363	56.92	2:13.687	3
14	0	MC	Paul LUTI	MG Metro	3	7:06.969	43.565	0.349	56.88	2:00.495	3
15	37	MC	Chris HARRIS	MG Metro	3	7:09.393	45.989	2.424	56.55	2:14.574	3
16	49	MC	Richard GARRARD	MG Metro Turbo	3	7:21.024	57.620	11.631	55.06	2:19.234	3
17	90	MA	Terry BRACEY-WRIGHT	MG Metro	3	7:42.373	1:18.969	21.349	52.52	2:23.704	2
18	40	MA	Jane METCALFE	MG Metro	3	8:06.462	1:43.058	24.089	49.92	2:34.335	3
NOT CLASSIFIED											
DNF	79	MB	Paul ASHTON	MG Metro	0	08.373					
FASTEST LAP											
65	MB	Lee MCNAMARA	MG Metro	3	2:03.775	65.40 mph	105.25 kph				
90	MA	Terry BRACEY-WRIGHT	MG Metro	2	2:23.704	56.33 mph	90.66 kph				
0	MC	Paul LUTI	MG Metro	3	2:00.495	67.18 mph	108.12 kph				

Car 11 Excluded from results under O.1.1.5 Driving incompatible with general safety

Weather / Track : Cloudy / Damp

These results are provisional until the conclusion of any judicial and technical matters.

Silverstone International
Circuit Length = 2.2487 miles
Start: 13:17 End: 13:29

Clerk of Course :		Timekeeper :
-------------------	--	--------------

Drayton manor Park Metro Cup

RACE 10 - LAP CHART

Lap 1			Lap 2			Lap 3		
No	Behind	Laptime	No	Behind	Laptime	No	Behind	Laptime
96		2:07.137	96		2:03.428	11		2:02.931
11	3.754	2:11.242	11	1.117	2:00.791	96	0.493	2:04.541
14	4.353	2:11.347	14	6.186	2:05.261	14	6.088	2:03.950
32	7.661	2:12.499	32	9.386	2:05.153	32	10.289	2:04.951
65	7.843	2:14.744	65	10.776	2:06.361	65	10.503	2:03.775
66	12.067	2:16.955	52	13.603	2:03.748	52	12.283	2:02.728
12	12.559	2:15.831	12	19.459	2:10.328	12	25.102	2:09.691
52	13.283	2:21.023	66	20.361	2:11.722	66	27.768	2:11.455
77	15.009	2:18.929	7	24.062	2:11.435	7	29.284	2:09.270
7	16.055	2:18.870	77	24.301	2:12.720	54	30.209	2:08.987
54	16.299	2:21.121	54	25.270	2:12.399	44	37.688	2:13.788
44	17.534	2:18.901	44	27.948	2:13.842	20	38.403	2:13.512
20	19.022	2:19.983	20	28.939	2:13.345	77	43.346	2:23.093
27	22.827	2:25.330	27	34.070	2:14.671	27	43.709	2:13.687
49	24.130	2:25.881	37	35.956	2:14.768	0	44.058	2:00.495
37	24.616	2:24.514	49	42.927	2:22.225	37	46.482	2:14.574
90	31.152	2:29.462	0	47.611	2:06.262	49	58.113	2:19.234
40	41.992	2:37.143	90	51.428	2:23.704	90	1:19.462	2:32.082
0	44.777	2:05.566	40	1:13.264	2:34.700	40	1:43.551	2:34.335
						11		2:02.931

Heritage 45

QUALIFYING - RACE 11 - CLASSIFICATION

POS	NO	CL	NAME	ENTRY	TIME	ON	LAPS	GAP	DIFF	MPH
1	22		Tom SMITH	MGB	2:09.318	3	7			62.60
2	14		Jeremy COTTINGHAM	MGB	2:11.598	5	7	2.280	2.280	61.51
3	78		Simon ASHWORTH	MGB	2:14.722	1	7	5.404	3.124	60.09
4	9		Peter EDNEY	MGB	2:15.469	5	6	6.151	0.747	59.75
5	1		Anthony BINNINGTON	MGB	2:15.603	5	6	6.285	0.134	59.69
6	24		John YEA	MGB	2:15.964	5	6	6.646	0.361	59.54
7	4		James COTTINGHAM	MGB	2:16.018	5	7	6.700	0.054	59.51
8	71		Garry DAVIS	MGB	2:16.147	6	6	6.829	0.129	59.46
9	15		Ron WATT	MGB	2:16.574	5	6	7.256	0.427	59.27
10	89		Jerry STOCK	MGB	2:16.873	6	6	7.555	0.299	59.14
11	44		Martin LEWIS	MGB	2:16.887	6	6	7.569	0.014	59.13
12	32		Mark LAMBERT	MGB	2:18.057	6	6	8.739	1.170	58.63
13	17		David BERESFORD	MGB	2:18.254	6	7	8.936	0.197	58.55
14	68		John WILKES	MGB	2:19.281	2	7	9.963	1.027	58.12
15	56		Angus DENT	MGB	2:20.022	6	6	10.704	0.741	57.81
16	2		Ian PRIOR	MGB	2:20.145	6	6	10.827	0.123	57.76
17	88		Jurgen FELSKE	MGB	2:20.219	4	6	10.901	0.074	57.73
18	26		Stephen RADCLIFFE	MGB	2:21.122	6	6	11.804	0.903	57.36
19	36		Warwick BANKS	MGB	2:21.409	5	5	12.091	0.287	57.24
20	63		Graham BATES	MGB	2:22.297	6	7	12.979	0.888	56.89
21	48		John PALMER	MGB - Sebring	2:22.976	5	6	13.658	0.679	56.62
22	37		Simon MERRIOTT	MGB	2:23.263	4	6	13.945	0.287	56.50
23	39		Barry SMITH	MGB - Le Mans	2:23.870	4	5	14.552	0.607	56.26
24	19		Michelle KIRKPATRICK	MGB	2:24.293	6	6	14.975	0.423	56.10
25	5		Steve HALL	MGB	2:24.483	6	6	15.165	0.190	56.03
26	25		Tim PATCHETT	MGB	2:25.626	6	6	16.308	1.143	55.59
27	61		Andrew BURROUGHS	MGB	2:26.884	6	6	17.566	1.258	55.11
28	27		Bob ALLEN	MGB	2:28.445	6	6	19.127	1.561	54.53
29	64		Jorn RASMUSSEN	MGB	2:28.594	6	6	19.276	0.149	54.48
30	41		Mark WAY	MGB	2:32.416	4	6	23.098	3.822	53.11
31	7		Michael DARCEY	MGB GT - Sebring	2:33.557	6	6	24.239	1.141	52.71
32	94		John MCDONALD	MGB	2:34.270	4	6	24.952	0.713	52.47
33	99		Bob RIDGARD	MGB Coune Berlinetta	2:36.203	5	6	26.885	1.933	51.82
34	66		Graeme FORRESTER	MGB	2:37.106	5	6	27.788	0.903	51.52
35	74		Michael VAN OFEN	MGB	2:38.034	6	6	28.716	0.928	51.22
36	18		Maurice WHELAN	MGB	2:39.528	1	6	30.210	1.494	50.74
37	85		Stephen BOND	MGB	2:39.771	5	6	30.453	0.243	50.66
38	13		Paul FREEMAN	MGB	2:40.310	5	6	30.992	0.539	50.49
39	70		Linda FULLER	MGB	2:47.884	4	5	38.566	7.574	48.22
40	11		Tony SPRATT	WSM MGB	2:54.849	1	3	45.531	6.965	46.29

Cars 36, 39, 61, 99 Please fit Timing Transponders

Weather / Track : Rain / Wet

Silverstone International
Circuit Length = 2.2487 miles
Start: 11:33 End: 11:52

These results are provisional until the conclusion of any judicial and technical matters.

Clerk of Course :		Timekeeper :
-------------------	--	--------------

Heritage 45

QUALIFYING - RACE 11 - LAP ANALYSIS

1	Anthony BINNINGTON		MGB	
1		2:44.222	4	2:18.745
2		2:31.741	5	2:15.603
3		2:19.898	6	2:16.080P
2	Ian PRIOR		MGB	
1		2:36.337	4	2:42.233P
2		2:30.017	5	3:06.023
3		2:27.599	6	2:20.145
4	James COTTINGHAM		MGB	
1		2:25.521	5	2:16.018
2		2:26.362	6	2:18.439
3		2:16.604	7	2:16.704
4		2:16.201	8	
5	Steve HALL		MGB	
1		2:51.761	4	2:28.158
2		2:44.243	5	2:25.848
3		2:28.130	6	2:24.483
7	Michael DARCEY		MGB GT – Sebring	
1		2:57.576	4	2:35.369
2		2:49.702	5	2:36.349
3		2:36.651	6	2:33.557
9	Peter EDNEY		MGB	
1		2:30.438	4	2:22.827
2		2:35.127	5	2:15.469
3		2:24.123	6	2:17.003P
11	Tony SPRATT		WSM MGB	
1		2:54.849	3	3:05.895P
2		2:55.783	4	
13	Paul FREEMAN		MGB	
1		2:55.630	4	2:41.484
2		2:53.181	5	2:40.310
3		2:43.041	6	3:14.165P
14	Jeremy COTTINGHAM		MGB	
1		2:31.018	5	2:11.598
2		2:22.244	6	2:14.638
3		2:16.026	7	2:12.201
4		2:13.650	8	
15	Ron WATT		MGB	
1		2:53.419	4	2:18.427
2		2:29.063	5	2:16.574
3		2:22.042	6	2:17.941P
17	David BERESFORD		MGB	
1		2:28.893	5	2:20.408
2		2:19.133	6	2:18.254
3		2:20.094	7	2:21.631
4		2:19.996	8	
18	Maurice WHELAN		MGB	
1		2:39.528	4	2:54.299
2		2:54.739	5	2:45.523
3		2:44.689	6	2:42.429

Silverstone International
Circuit Length = 3619 metres
Start: 11:33 End: 11:52

Weather / Track : Rain / Wet

Heritage 45

QUALIFYING - RACE 11 - LAP ANALYSIS

19	Michelle KIRKPATRICK		MGB	
1		2:55.459	4	2:32.446
2		2:48.386	5	2:29.335
3		2:34.363	6	2:24.293
22	Tom SMITH		MGB	
1		2:09.628	5	2:11.454
2		2:15.207	6	2:12.547
3		2:09.318	7	2:26.323P
4		2:16.513	8	
24	John YEA		MGB	
1		2:50.759	4	2:17.686
2		2:30.301	5	2:15.964
3		2:24.740	6	2:33.529P
25	Tim PATCHETT		MGB	
1		2:54.682	4	2:40.491
2		2:43.487	5	2:32.771
3		2:38.783	6	2:25.626
26	Stephen RADCLIFFE		MGB	
1		2:27.838	4	2:23.120
2		2:35.902	5	2:23.933
3		2:26.965	6	2:21.122P
27	Bob ALLEN		MGB	
1		2:39.467	4	2:34.971
2		2:35.640	5	2:29.717
3		2:39.617	6	2:28.445
32	Mark LAMBERT		MGB	
1		2:42.518	4	2:20.546
2		2:25.672	5	2:18.641
3		2:21.493	6	2:18.057P
36	Warwick BANKS		MGB	
1		5:17.030	4	2:22.154
2		2:28.059	5	2:21.409
3		2:32.399	6	
37	Simon MERRIOTT		MGB	
1		2:37.307	4	2:23.263
2		2:35.262	5	2:28.505
3		2:24.857	6	2:54.182P
39	Barry SMITH		MGB - Le Mans	
1		2:35.502	4	2:23.870
2		2:34.384	5	4:43.256
3		2:25.674	6	
41	Mark WAY		MGB	
1		2:49.034	4	2:32.416
2		3:07.926	5	2:35.019
3		2:40.162	6	2:35.427
44	Martin LEWIS		MGB	
1		2:42.878	4	2:25.921
2		2:40.230	5	2:20.167
3		2:28.310	6	2:16.887

Silverstone International
Circuit Length = 3619 metres
Start: 11:33 End: 11:52

Weather / Track : Rain / Wet

Heritage 45

QUALIFYING - RACE 11 - LAP ANALYSIS

48	John PALMER		MGB – Sebring
1		2:52.126	4 2:31.000
2		2:43.300	5 2:22.976
3		2:28.824	6 2:48.043P
56	Angus DENT		MGB
1		2:45.836	4 2:24.750
2		2:31.802	5 2:20.603
3		2:24.385	6 2:20.022
61	Andrew BURROUGHS		MGB
1		2:38.917	4 2:34.642
2		2:38.480	5 2:31.531
3		2:36.510	6 2:26.884
63	Graham BATES		MGB
1		2:22.445	5 2:23.671
2		2:24.366	6 2:22.297
3		2:27.899	7 2:26.667
4		2:26.552	8
64	Jorn RASMUSSEN		MGB
1		2:38.615	4 2:34.861
2		2:47.469	5 2:32.298
3		2:36.387	6 2:28.594
66	Graeme FORRESTER		MGB
1		2:57.721	4 2:41.954
2		2:40.588	5 2:37.106
3		2:40.604	6 2:43.695
68	John WILKES		MGB
1		2:20.280	5 2:23.973
2		2:19.281	6 2:29.248
3		2:27.092	7 2:30.003
4		2:24.961	8
70	Linda FULLER		MGB
1		3:09.455	4 2:47.884
2		2:53.262	5 2:50.643
3		2:51.358	6
71	Garry DAVIS		MGB
1		2:40.022	4 2:17.691
2		2:28.098	5 2:17.215
3		2:22.946	6 2:16.147
74	Michael VAN OFEN		MGB
1		3:00.051	4 2:41.111
2		2:51.388	5 2:40.100
3		2:41.725	6 2:38.034
78	Simon ASHWORTH		MGB
1		2:14.722	5 2:24.419
2		2:21.096	6 2:20.823
3		2:20.305	7 2:16.213
4		2:19.412	8
85	Stephen BOND		MGB
1		2:54.629	4 2:41.123
2		2:49.666	5 2:39.771
3		2:42.038	6 2:43.581

Silverstone International
Circuit Length = 3619 metres
Start: 11:33 End: 11:52

Weather / Track : Rain / Wet

Heritage 45


QUALIFYING - RACE 11 - LAP ANALYSIS

88	Jurgen FELSKE		MGB	
1		2:37.275	4	2:20.219
2		2:26.308	5	2:21.026
3		2:25.729	6	2:21.180P
89	Jerry STOCK		MGB	
1		2:47.100	4	2:18.996
2		2:28.691	5	2:18.215
3		2:22.667	6	2:16.873P
94	John MCDONALD		MGB	
1		2:56.250	4	2:34.270
2		2:51.506	5	2:36.081
3		2:39.343	6	2:53.448P
99	Bob RIDGARD		MGB Coune Berlinetta	
1		2:49.704	4	2:38.831
2		2:46.079	5	2:36.203
3		2:39.926	6	2:40.395

Heritage 45

RACE 11 - GRID

ROW 20		2:47.884 70 Linda FULLER		2:54.849 11 Tony SPRATT
ROW 19	85 Stephen BOND		2:40.310 13 Paul FREEMAN	
ROW 18		2:38.034 74 Michael VAN OFEN		2:39.528 18 Maurice WHELAN
ROW 17	99 Bob RIDGARD		2:37.106 66 Graeme FORRESTER	
ROW 16		2:33.557 7 Michael DARCEY		2:34.270 94 John MCDONALD
ROW 15	64 Jorn RASMUSSEN		2:32.416 41 Mark WAY	
ROW 14		2:26.884 61 Andrew BURROUGHS		2:28.445 27 Bob ALLEN
ROW 13	5 Steve HALL		2:25.626 25 Tim PATCHETT	
ROW 12		2:23.870 39 Barry SMITH		2:24.293 19 Michelle KIRKPATRICK
ROW 11	48 John PALMER		2:23.263 37 Simon MERRIOTT	
ROW 10		2:21.409 36 Warwick BANKS		2:22.297 63 Graham BATES
ROW 9	88 Jurgen FELSKE		2:21.122 26 Stephen RADCLIFFE	
ROW 8		2:20.022 56 Angus DENT		2:20.145 2 Ian PRIOR
ROW 7	17 David BERESFORD		2:19.281 68 John WILKES	
ROW 6		2:16.887 44 Martin LEWIS		2:18.057 32 Mark LAMBERT
ROW 5	15 Ron WATT		2:16.873 89 Jerry STOCK	
ROW 4		2:16.018 4 James COTTINGHAM		2:16.147 71 Garry DAVIS
ROW 3	1 Anthony BINNINGTON		2:15.964 24 John YEA	
ROW 2		2:14.722 78 Simon ASHWORTH		2:15.469 9 Peter EDNEY
ROW 1	22 Tom SMITH		2:11.598 14 Jeremy COTTINGHAM	
	Pole			



Weather / Track : Rain / Wet

These results are provisional until the conclusion of any judicial and technical matters.

Clerk of Course :

Timekeeper :

Heritage 45

RACE 11 - CLASSIFICATION

POS	NO	CL	NAME	ENTRY	LAPS	TIME	GAP	DIFF	MPH	BEST	ON
1	4		James COTTINGHAM	MGB	14	29:44.282			63.51	2:04.688	9
2	14		Jeremy COTTINGHAM	MGB	14	29:46.939	2.657	2.657	63.42	2:05.384	9
3	78		Simon ASHWORTH	MGB	14	30:01.917	17.635	14.978	62.89	2:05.710	5
4	17		David BERESFORD	MGB	14	30:06.619	22.337	4.702	62.73	2:06.610	11
5	9		Peter EDNEY	MGB	14	30:08.547	24.265	1.928	62.66	2:07.167	14
6	32		Mark LAMBERT	MGB	14	30:14.367	30.085	5.820	62.46	2:06.770	8
7	15		Ron WATT	MGB	14	30:30.651	46.369	16.284	61.91	2:08.085	5
8	39		Barry SMITH	MGB - Le Mans	14	30:55.214	1:10.932	24.563	61.09	2:07.821	9
9	44		Martin LEWIS	MGB	14	31:01.968	1:17.686	6.754	60.86	2:08.045	5
10	26		Stephen RADCLIFFE	MGB	14	31:04.933	1:20.651	2.965	60.77	2:10.193	4
11	36		Warwick BANKS	MGB	14	31:07.571	1:23.289	2.638	60.68	2:08.942	9
12	89		Jerry STOCK	MGB	14	31:07.572	1:23.290	0.001	60.68	2:07.609	9
13	56		Angus DENT	MGB	14	31:11.036	1:26.754	3.464	60.57	2:10.939	8
14	71		Garry DAVIS	MGB	14	31:17.884	1:33.602	6.848	60.35	2:10.586	6
15	88		Jurgen FELSKE	MGB	14	31:34.061	1:49.779	16.177	59.83	2:11.691	5
16	68		John WILKES	MGB	14	31:51.874	2:07.592	17.813	59.28	2:12.268	13
17	5		Steve HALL	MGB	14	31:54.655	2:10.373	2.781	59.19	2:12.076	13
18	25		Tim PATCHETT	MGB	13	29:46.942	1 lap	1 lap	58.89	2:12.930	11
19	61		Andrew BURROUGHS	MGB	13	29:47.830	1 lap	0.888	58.86	2:13.295	11
20	48		John PALMER	MGB - Sebring	13	30:01.252	1 lap	13.422	58.42	2:14.486	6
21	85		Stephen BOND	MGB	13	30:17.796	1 lap	16.544	57.89	2:14.970	5
22	27		Bob ALLEN	MGB	13	30:18.600	1 lap	0.804	57.86	2:14.785	9
23	63		Graham BATES	MGB	13	31:01.482	1 lap	42.882	56.53	2:18.748	7
24	74		Michael VAN OFEN	MGB	13	31:07.210	1 lap	5.728	56.36	2:19.224	11
25	64		Jorn RASMUSSEN	MGB	13	31:13.629	1 lap	6.419	56.16	2:18.272	11
26	41		Mark WAY	MGB	13	31:16.358	1 lap	2.729	56.08	2:19.192	11
27	19		Michelle KIRKPATRICK	MGB	13	31:17.512	1 lap	1.154	56.05	2:16.575	11
28	94		John MCDONALD	MGB	13	31:32.950	1 lap	15.438	55.59	2:19.211	12
29	7		Michael DARCEY	MGB GT - Sebring	13	31:36.963	1 lap	4.013	55.47	2:22.165	10
30	66		Graeme FORRESTER	MGB	13	31:38.914	1 lap	1.951	55.42	2:21.174	5
31	18		Maurice WHELAN	MGB	13	31:57.449	1 lap	18.535	54.88	2:21.292	5
32	13		Paul FREEMAN	MGB	13	32:09.532	1 lap	12.083	54.54	2:21.535	8
33	99		Bob RIDGARD	MGB Coune Berlinetta	12	30:51.737	2 laps	1 lap	52.46	2:29.575	1
34	11		Tony SPRATT	WSM MGB	12	31:04.647	2 laps	12.910	52.09	2:29.372	11
35	70		Linda FULLER	MGB	12	31:24.327	2 laps	19.680	51.55	2:32.150	9

NOT CLASSIFIED

DNF 2	Ian PRIOR	MGB	11	25:49.840	3 laps	1 lap	57.45	2:10.118	5
DNF 37	Simon MERRIOTT	MGB	5	12:13.572	9 laps	6 laps	55.17	2:18.112	3
DNF 1	Anthony BINNINGTON	MGB	2	4:30.321	12 laps	3 laps	59.89	2:08.863	2
DNF 22	Tom SMITH	MGB	1	2:15.204	13 laps	1 lap	59.87	2:08.061	1

FASTEST LAP

4	James COTTINGHAM	MGB	9	2:04.688	64.92 mph	104.48 kph
---	------------------	-----	---	----------	-----------	------------

Weather / Track : Rain / Wet

These results are provisional until the conclusion of any judicial and technical matters.

Silverstone International
Circuit Length = 2.2487 miles
Start: 13:49 End: 14:26

Clerk of Course :		Timekeeper :	
-------------------	--	--------------	--

Heritage 45

RACE 11 - LAP CHART

Lap 1			Lap 2			Lap 3			Lap 4			Lap 5		
No	Behind	Laptime	No	Behind	Laptime	No	Behind	Laptime	No	Behind	Laptime	No	Behind	Laptime
22		2:08.061	78		2:08.127	78		2:07.267	78		2:07.385	78		2:05.710
78	2.365	2:09.765	14	1.425	2:08.287	14	0.702	2:06.544	14	1.173	2:07.856	14	1.340	2:05.877
14	3.630	2:11.912	4	1.969	2:07.842	4	1.846	2:07.144	4	1.696	2:07.235	4	2.205	2:06.219
4	4.619	2:11.560	9	3.282	2:08.351	9	3.635	2:07.620	9	3.524	2:07.274	9	5.056	2:07.242
9	5.423	2:13.157	1	4.625	2:08.863	17	10.432	2:09.223	17	11.721	2:08.674	70	7.547	2:37.461
1	6.254	2:12.902	15	7.989	2:10.948	15	11.349	2:10.627	15	12.994	2:09.030	17	13.531	2:07.520
89	6.440	2:12.909	17	8.476	2:09.517	32	12.064	2:10.225	32	13.221	2:08.542	15	15.369	2:08.085
15	7.533	2:13.605	32	9.106	2:11.452	2	15.812	2:11.650	2	18.644	2:10.217	32	15.547	2:08.036
32	8.146	2:13.625	2	11.429	2:11.444	26	16.456	2:11.395	26	19.264	2:10.193	44	21.779	2:08.045
17	9.451	2:14.762	26	12.328	2:11.567	44	16.727	2:09.454	44	19.444	2:10.102	2	23.052	2:10.118
2	10.477	2:15.696	56	14.477	2:14.108	56	19.270	2:12.060	56	23.333	2:11.448	26	24.139	2:10.585
56	10.861	2:16.004	44	14.540	2:13.528	71	20.393	2:11.835	71	24.400	2:11.392	71	31.261	2:12.571
26	11.253	2:15.743	71	15.825	2:14.076	36	27.712	2:14.457	36	33.228	2:12.901	56	31.770	2:14.147
44	11.504	2:16.832	36	20.522	2:16.553	88	29.358	2:14.368	88	34.119	2:12.146	36	38.622	2:11.104
71	12.241	2:18.072	88	22.257	2:17.259	39	29.891	2:14.147	39	34.728	2:12.222	88	40.100	2:11.691
36	14.461	2:17.086	39	23.011	2:17.062	25	37.682	2:18.992	89	48.316	2:12.002	39	40.220	2:11.202
88	15.490	2:19.620	25	25.957	2:20.301	37	39.247	2:18.112	25	51.565	2:21.268	89	52.796	2:10.190
25	16.148	2:19.381	37	28.402	2:19.915	5	39.863	2:17.872	37	52.103	2:20.241	25	1:02.562	2:16.707
39	16.441	2:19.065	5	29.258	2:19.967	61	40.542	2:17.427	5	52.528	2:20.050	5	1:03.462	2:16.644
37	18.979	2:22.222	61	30.382	2:18.740	89	43.699	2:12.714	68	53.759	2:13.900	68	1:03.701	2:15.652
5	19.783	2:22.087	48	34.516	2:22.192	48	46.836	2:19.587	61	53.868	2:20.711	61	1:05.744	2:17.586
61	22.134	2:23.515	27	36.474	2:22.942	68	47.244	2:17.931	48	55.300	2:15.849	48	1:06.732	2:17.142
48	22.816	2:25.519	68	36.580	2:18.788	27	51.932	2:22.725	85	1:02.442	2:16.609	85	1:11.702	2:14.970
27	24.024	2:25.614	89	38.252	2:42.304	85	53.218	2:17.623	27	1:07.864	2:23.317	27	1:20.269	2:18.115
68	28.284	2:32.909	85	42.862	2:22.710	63	1:03.713	2:19.765	63	1:16.907	2:20.579	37	1:27.514	2:41.121
7	29.210	2:30.410	7	46.185	2:27.467	7	1:06.039	2:27.121	74	1:23.583	2:24.574	63	1:30.095	2:18.898
94	29.946	2:29.716	74	48.774	2:28.495	74	1:06.394	2:24.887	13	1:24.900	2:24.386	74	1:40.556	2:22.683
99	30.036	2:29.575	94	50.428	2:30.974	13	1:07.899	2:23.535	7	1:25.452	2:26.798	13	1:41.063	2:21.873
85	30.644	2:29.878	63	51.215	2:29.528	94	1:08.305	2:25.144	41	1:26.043	2:24.988	41	1:42.259	2:21.926
74	30.771	2:30.899	13	51.631	2:30.965	41	1:08.440	2:22.334	64	1:26.454	2:24.547	7	1:43.920	2:24.178
13	31.158	2:30.393	41	53.373	2:32.175	64	1:09.292	2:22.483	94	1:27.288	2:26.368	64	1:44.214	2:23.470
41	31.690	2:32.587	64	54.076	2:32.606	19	1:10.708	2:23.310	19	1:27.289	2:23.966	19	1:44.846	2:23.267
64	31.962	2:32.194	99	54.214	2:34.670	66	1:16.792	2:27.727	66	1:32.463	2:23.056	94	1:46.961	2:25.383
63	32.179	2:36.392	19	54.665	2:31.920	99	1:21.191	2:34.244	18	1:36.022	2:21.956	66	1:47.927	2:21.174
19	33.237	2:33.686	66	56.332	2:31.383	18	1:21.451	2:31.304	99	1:46.741	2:32.935	18	1:51.604	2:21.292
66	35.441	2:33.948	18	57.414	2:28.766	11	1:31.467	2:32.679	11	1:53.978	2:29.896			
18	39.140	2:36.861	11	1:06.055	2:34.148	70	1:43.181	2:33.956						
11	42.399	2:39.389	70	1:16.492	2:37.249									
70	49.735	2:45.753												

Heritage 45

RACE 11 - LAP CHART

Lap 6			Lap 7			Lap 8			Lap 9			Lap 10		
No	Behind	Laptime	No	Behind	Laptime	No	Behind	Laptime	No	Behind	Laptime	No	Behind	Laptime
78		2:08.414	4		2:07.633	14		2:05.909	4		2:04.688	4		2:06.027
4	0.430	2:06.639	14	1.225	2:07.835	4	0.042	2:07.176	14	0.654	2:05.384	14	2.388	2:07.761
14	1.453	2:08.527	78	2.668	2:10.731	78	7.810	2:12.276	78	12.035	2:08.955	78	13.745	2:07.737
9	4.146	2:07.504	9	4.581	2:08.498	19	8.899	2:23.296	74	12.900	2:19.534	63	15.023	2:21.756
99	7.267	2:34.650	17	12.155	2:07.541	7	9.192	2:23.899	9	13.753	2:09.031	9	15.672	2:07.946
17	12.677	2:07.560	32	13.279	2:07.093	9	9.452	2:12.005	41	15.038	2:21.066	17	16.542	2:06.771
32	14.249	2:07.116	15	18.577	2:09.894	94	10.902	2:23.592	64	15.256	2:20.631	32	20.038	2:08.588
11	15.118	2:35.264	44	24.986	2:09.951	17	11.635	2:06.614	17	15.798	2:08.893	74	27.230	2:20.357
15	16.746	2:09.791	26	33.016	2:13.626	66	11.773	2:23.835	32	17.477	2:09.292	41	28.327	2:19.316
44	23.098	2:09.733	99	34.970	2:35.766	32	12.915	2:06.770	15	26.007	2:10.797	64	29.282	2:20.053
2	25.303	2:10.665	71	37.297	2:11.927	18	14.882	2:24.611	7	27.113	2:22.651	15	29.546	2:09.566
26	27.453	2:11.728	56	38.222	2:11.957	13	16.668	2:25.161	19	27.988	2:23.819	44	35.866	2:11.189
70	32.071	2:32.938	2	38.284	2:21.044	15	19.940	2:08.497	94	29.232	2:23.060	19	43.591	2:21.630
71	33.433	2:10.586	39	42.237	2:10.003	44	25.913	2:08.061	66	30.111	2:23.068	7	43.901	2:22.815
56	34.328	2:10.972	11	42.861	2:35.806	26	37.827	2:11.945	44	30.704	2:09.521	94	46.803	2:23.598
36	39.943	2:09.735	36	44.497	2:12.617	56	42.027	2:10.939	18	31.766	2:21.614	66	47.681	2:23.597
39	40.297	2:08.491	88	49.391	2:13.634	71	42.526	2:12.363	13	33.473	2:21.535	26	50.197	2:12.103
88	43.820	2:12.134	89	52.928	2:08.499	39	44.970	2:09.867	26	44.121	2:11.024	39	51.876	2:09.842
89	52.492	2:08.110	70	57.762	2:33.754	36	47.553	2:10.190	39	48.061	2:07.821	13	51.891	2:24.445
25	1:09.498	2:15.350	68	1:14.668	2:13.030	88	56.503	2:14.246	56	49.183	2:11.886	56	55.109	2:11.953
68	1:09.701	2:14.414	25	1:16.844	2:15.409	89	56.622	2:10.828	71	49.794	2:11.998	36	56.844	2:11.106
5	1:10.980	2:15.932	5	1:17.290	2:14.373	99	1:01.263	2:33.427	36	51.765	2:08.942	71	58.746	2:14.979
61	1:11.775	2:14.445	61	1:18.079	2:14.367	11	1:09.144	2:33.417	89	59.501	2:07.609	18	1:01.591	2:35.852
48	1:12.804	2:14.486	48	1:19.916	2:15.175	68	1:20.089	2:12.555	88	1:11.511	2:19.738	89	1:02.110	2:08.636
85	1:19.516	2:16.228	85	1:26.840	2:15.387	70	1:23.084	2:32.456	99	1:27.529	2:30.996	88	1:18.081	2:12.597
27	1:27.680	2:15.825	27	1:36.078	2:16.461	5	1:23.271	2:13.115	68	1:27.672	2:12.313	68	1:36.384	2:14.739
63	1:40.551	2:18.870	63	1:51.236	2:18.748	25	1:24.990	2:15.280	5	1:33.170	2:14.629	5	1:41.322	2:14.179
74	1:53.279	2:21.137	74	2:05.230	2:20.014	61	1:25.416	2:14.471	25	1:33.773	2:13.513	25	1:43.192	2:15.446
41	1:54.216	2:20.371	41	2:05.836	2:19.683	48	1:27.511	2:14.729	61	1:34.489	2:13.803	61	1:43.282	2:14.820
64	1:55.144	2:19.344	64	2:06.489	2:19.408	2	1:31.882	3:00.732 P	11	1:36.676	2:32.262	48	1:47.843	2:16.114
7	2:00.490	2:24.984				85	1:37.305	2:17.599	48	1:37.756	2:14.975	99	1:53.561	2:32.059
19	2:00.800	2:24.368				27	1:43.743	2:14.799	2	1:43.058	2:15.906	2	1:55.846	2:18.815
94	2:02.507	2:23.960				63	2:04.024	2:19.922	85	1:49.267	2:16.692	85	2:02.536	2:19.296
66	2:03.135	2:23.622							70	1:53.186	2:34.832	27	2:03.157	2:15.386
18	2:05.468	2:22.278							27	1:53.798	2:14.785			
13	2:06.704	2:34.055												

Silverstone International
Circuit Length = 2.2487 miles
Start: 13:49 End: 14:26

Weather / Track : Rain / Wet

www.msttiming.com

Heritage 45

RACE 11 - LAP CHART

Lap 11			Lap 12			Lap 13			Lap 14		
No	Behind	Laptime	No	Behind	Laptime	No	Behind	Laptime	No	Behind	Laptime
4		2:05.401	4		2:06.020	4		2:05.397	4		2:07.038
14	2.680	2:05.693	14	3.946	2:07.286	14	4.017	2:05.468	14	2.657	2:05.678
11	3.111	2:37.863	85	9.516	2:18.401	48	7.110	2:18.756	25	2.660	2:16.017
70	13.908	2:32.150	27	10.231	2:18.495	78	18.839	2:07.855	61	3.548	2:16.152
78	14.324	2:05.980	99	14.347	2:32.207	85	20.808	2:16.689	48	16.970	2:16.898
17	17.751	2:06.610	78	16.381	2:08.077	17	21.473	2:06.928	78	17.635	2:05.834
9	18.361	2:08.090	2	17.993	2:33.568 P	27	23.059	2:18.225	17	22.337	2:07.902
32	22.383	2:07.746	17	19.942	2:08.211	9	24.136	2:08.369	9	24.265	2:07.167
63	29.250	2:19.628	9	21.164	2:08.823	32	29.379	2:09.896	32	30.085	2:07.744
15	33.896	2:09.751	32	24.880	2:08.517	99	41.442	2:32.492	85	33.514	2:19.744
44	39.462	2:08.997	11	30.976	2:33.885	15	42.572	2:10.403	27	34.318	2:18.297
74	41.091	2:19.262	15	37.566	2:09.690	11	54.951	2:29.372	15	46.369	2:10.835
41	43.261	2:20.335	70	41.263	2:33.375	63	1:03.227	2:23.521	99	1:07.455	2:33.051
64	44.904	2:21.023	44	43.798	2:10.356	39	1:07.218	2:11.413	39	1:10.932	2:10.752
19	55.388	2:17.198	63	45.103	2:21.873	74	1:09.119	2:20.221	63	1:17.200	2:21.011
39	57.073	2:10.598	74	54.295	2:19.224	70	1:10.214	2:34.348	44	1:17.686	2:12.544
26	1:00.269	2:15.473	41	56.433	2:19.192	41	1:11.291	2:20.255	11	1:20.365	2:32.452
7	1:00.665	2:22.165	64	57.156	2:18.272	44	1:12.180	2:33.779	26	1:20.651	2:12.861
56	1:01.309	2:11.601	39	1:01.202	2:10.149	64	1:12.919	2:21.160	74	1:22.928	2:20.847
36	1:02.265	2:10.822	19	1:05.943	2:16.575	26	1:14.828	2:13.809	36	1:23.289	2:14.111
94	1:03.363	2:21.961	26	1:06.416	2:12.167	36	1:16.216	2:14.100	89	1:23.290	2:13.180
66	1:05.130	2:22.850	56	1:07.352	2:12.063	89	1:17.148	2:12.837	56	1:26.754	2:16.510
71	1:05.341	2:11.996	36	1:07.513	2:11.268	56	1:17.282	2:15.327	64	1:29.347	2:23.466
89	1:05.712	2:09.003	89	1:09.708	2:10.016	19	1:21.636	2:21.090	41	1:32.076	2:27.823
13	1:15.347	2:28.857	71	1:15.222	2:15.901	71	1:22.065	2:12.240	19	1:33.230	2:18.632
18	1:18.316	2:22.126	94	1:18.351	2:21.008	94	1:32.165	2:19.211	71	1:33.602	2:18.575
88	1:25.428	2:12.748	7	1:18.885	2:24.240	7	1:36.886	2:23.398	70	1:40.045	2:36.869
68	1:46.490	2:15.507	66	1:20.552	2:21.442	66	1:38.108	2:22.953	94	1:48.668	2:23.541
5	1:49.609	2:13.688	88	1:34.252	2:14.844	88	1:41.806	2:12.951	88	1:49.779	2:15.011
25	1:50.721	2:12.930	13	1:35.593	2:26.266	18	1:53.944	2:23.355	7	1:52.681	2:22.833
61	1:51.176	2:13.295	18	1:35.986	2:23.690	13	2:00.563	2:30.367	66	1:54.632	2:23.562
48	1:59.771	2:17.329	68	1:54.647	2:14.177	68	2:01.518	2:12.268	68	2:07.592	2:13.112
			5	1:56.621	2:13.032	5	2:03.300	2:12.076	5	2:10.373	2:14.111
			25	1:59.078	2:14.377				18	2:13.167	2:26.261
			61	1:59.831	2:14.675				13	2:25.250	2:31.725
									4		2:07.038
									14	2.657	2:05.678
									78	17.635	2:05.834
									25	2.660	2:16.017

MGCC Peter Best Insurance Challenge

QUALIFYING - RACE 13 - CLASSIFICATION

POS	NO	CL	NAME	ENTRY	TIME	ON	LAPS	GAP	DIFF	MPH
1	43	C	Simon HUTCHINSON	MG Midget	2:02.933	6	6			65.85
2	30	C	Murray HENDERSON	AH Sprite	2:03.014	2	4	0.081	0.081	65.80
3	44	E	Alan BROOKE	Rover Metro	2:05.676	5	6	2.743	2.662	64.41
4	68	A	Mark WRIGHT	MGB Roadster	2:05.752	6	6	2.819	0.076	64.37
5	1	B	David BROOKE	MGB GT	2:05.958	6	6	3.025	0.206	64.27
6	53	B	Kevin SWANN	MGB	2:08.375	5	6	5.442	2.417	63.06
7	22	B	Pat FENN	MGB	2:08.521	6	6	5.588	0.146	62.98
8	70	C	Dan LUDLOW	Rover Metro	2:08.703	6	6	5.770	0.182	62.90
9	33	B	Max CAWTHORN	MGB	2:09.178	5	6	6.245	0.475	62.66
10	74	B	John YEA	MG RV8	2:09.794	6	6	6.861	0.616	62.37
11	67	B	Andrew YOUNG	MGC GT	2:09.940	2	6	7.007	0.146	62.30
12	12	AB	Paul EALES		2:11.765	6	6	8.832	1.825	61.43
13	40	AB	Clive JONES	MGB GT	2:11.955	6	6	9.022	0.190	61.35
14	18	AB	Peter ANDREWS	MGB GT	2:12.355	6	6	9.422	0.400	61.16
15	37	B	Barry HOLMES	MGB GT V8	2:13.260	4	6	10.327	0.905	60.74
16	38	AB	James DARBY	MGB GT	2:14.188	6	6	11.255	0.928	60.32
17	58	B	Terry BURROWS	MGB	2:14.198	6	6	11.265	0.010	60.32
18	9	AB	Lew BERGONZI	MGB	2:14.523	6	6	11.590	0.325	60.17
19	29	AB	James PITT	MGB	2:14.847	5	6	11.914	0.324	60.03
20	76	F	Paul RIGG	MGF	2:14.934	4	6	12.001	0.087	59.99
21	23	AB	Jeremy ROGERS	MGB	2:15.195	6	6	12.262	0.261	59.87
22	15	AB	James WALPOLE	MGB	2:15.902	5	6	12.969	0.707	59.56
23	21	AB	Paul RAYMENT	MGB Roadster	2:17.867	4	5	14.934	1.965	58.71
24	10	AB	Desmond CHAPMAN	MGB GT	2:18.826	6	6	15.893	0.959	58.31
25	2	A	John BUSSEY	MG TC	2:20.143	5	6	17.210	1.317	57.76
26	51	F	Kevin STIBBARDS	MGF	2:20.983	4	5	18.050	0.840	57.42
27	50	AB	Michael PIGGOTT	MGB GT	2:21.008	4	6	18.075	0.025	57.41
28	98	A	Nick ASHMAN	MG TF	2:22.598	5	5	19.665	1.590	56.77
29	5	A	John WREGHITT	MGB	2:24.163	4	5	21.230	1.565	56.15
30	59	AB	Simon POLLEY	MG Midget	2:26.954	5	5	24.021	2.791	55.08
31	31	A	Charles HARMER	MG TF	2:28.048	5	5	25.115	1.094	54.68
32	97	A	Jonathan HARMER	MG TF 1466cc	2:29.267	5	5	26.334	1.219	54.23
33	4	A	Stephen BARLOW	MG TA	2:29.382	3	5	26.449	0.115	54.19
34	3	B	Paula MARKLEW	MGB	2:29.922	5	5	26.989	0.540	53.99
35	7	C	Blaine NEAVES	MGB	2:34.147	1	1	31.214	4.225	52.51
36	77	AB	Margaret FARQUHAR-RIGG	Rover Metro GT	2:34.829	5	5	31.896	0.682	52.28
37	94	A	Alastair NAYLOR	MG TC	2:38.613	5	5	35.680	3.784	51.03

Cars 31, 40, 94 Please fit Timing Transponders

Weather / Track : Rain / Wet

These results are provisional until the conclusion of any judicial and technical matters.

Silverstone International
Circuit Length = 2.2487 miles
Start: 11:55 End: 12:14

Clerk of Course :

Timekeeper :

MGCC Peter Best Insurance Challenge
QUALIFYING - RACE 13 - LAP ANALYSIS

1	David BROOKE		MGB GT	
1		2:18.259	4	2:09.642
2		2:10.454	5	2:06.856
3		2:11.428	6	2:05.958P
2	John BUSSEY		MG TC	
1		2:33.778	4	2:20.541
2		2:26.722	5	2:20.143
3		2:21.123	6	2:20.753P
3	Paula MARKLEW		MGB	
1		2:45.810	4	2:30.697
2		2:40.248	5	2:29.922P
3		2:36.015	6	
4	Stephen BARLOW		MG TA	
1		2:52.070	4	2:31.770
2		2:30.430	5	2:32.764P
3		2:29.382	6	
5	John WREGHITT		MGB	
1		2:40.237	4	2:24.163
2		2:33.076	5	2:27.316P
3		2:26.917	6	
7	Blaine NEAVES		MGB	
1		2:34.147	2	
9	Lew BERGONZI		MGB	
1		2:21.995	4	2:19.550
2		2:18.286	5	2:18.335
3		2:18.920	6	2:14.523P
10	Desmond CHAPMAN		MGB GT	
1		2:40.150	4	2:19.118
2		2:22.111	5	2:21.796
3		2:21.458	6	2:18.826P
12	TBA			
1		2:28.168	4	2:16.782
2		2:21.406	5	2:16.165
3		2:24.206	6	2:11.765P
15	James WALPOLE		MGB	
1		2:21.281	4	2:18.577
2		2:19.140	5	2:15.902
3		2:21.286	6	2:17.600P
18	Peter ANDREWS		MGB GT	
1		2:29.124	4	2:16.444
2		2:14.891	5	2:12.731
3		2:16.111	6	2:12.355P
21	Paul RAYMENT		MGB Roadster	
1		2:40.006	4	2:17.867
2		2:36.050	5	2:30.802P
3		2:25.622	6	
22	Pat FENN		MGB	
1		2:25.875	4	2:15.353
2		2:16.129	5	2:09.907
3		2:16.624	6	2:08.521P

Cars 31, 40, 94 Please fit Timing Transponders

Weather / Track : Rain / Wet

www.msttiming.com

Silverstone International
 Circuit Length = 3619 metres
 Start: 11:55 End: 12:14

MGCC Peter Best Insurance Challenge
QUALIFYING - RACE 13 - LAP ANALYSIS

23	Jeremy ROGERS		MGB
1		2:31.904	4 2:15.947
2		2:22.391	5 2:16.753
3		2:22.307	6 2:15.195P
29	James PITT		MGB
1		2:26.274	4 2:19.232
2		2:16.215	5 2:14.847
3		2:17.085	6 2:21.415P
30	Murray HENDERSON		AH Sprite
1		2:14.332	3 2:08.830
2		2:03.014	4 2:25.567P
31	Charles HARMER		MG TF
1		2:44.973	4 2:31.955
2		2:38.472	5 2:28.048
3		2:35.867	6
33	Max CAWTHORN		MGB
1		2:21.105	4 2:16.083
2		2:10.184	5 2:09.178
3		2:12.749	6 2:11.576P
37	Barry HOLMES		MGB GT V8
1		2:27.188	4 2:13.260
2		2:18.361	5 2:16.660
3		2:15.943	6 2:20.025P
38	James DARBY		MGB GT
1		2:28.106	4 2:17.167
2		2:23.158	5 2:16.874
3		2:18.369	6 2:14.188P
40	Clive JONES		MGB GT
1		2:30.569	4 2:14.978
2		2:23.075	5 2:13.106
3		2:20.479	6 2:11.955
43	Simon HUTCHINSON		MG Midget
1		2:25.953	4 2:08.412
2		2:16.647	5 2:04.433
3		2:13.324	6 2:02.933P
44	Alan BROOKE		Rover Metro
1		2:23.043	4 2:12.626
2		2:10.464	5 2:05.676
3		2:10.604	6 2:06.867P
50	Michael PIGGOTT		MGB GT
1		2:39.372	4 2:21.008
2		2:30.336	5 2:24.178
3		2:29.110	6 3:02.292P
51	Kevin STIBBARDS		MGF
1		2:38.817	4 2:20.983
2		2:29.915	5 2:21.838P
3		2:28.747	6
53	Kevin SWANN		MGB
1		2:19.180	4 2:19.625
2		2:17.739	5 2:08.375

Cars 31, 40, 94 Please fit Timing Transponders

Weather / Track : Rain / Wet

www.msttiming.com

Silverstone International
 Circuit Length = 3619 metres
 Start: 11:55 End: 12:14

MGCC Peter Best Insurance Challenge
QUALIFYING - RACE 13 - LAP ANALYSIS

3		2:12.923	6	2:10.663P
58	Terry BURROWS		MGB	
1		2:23.455	4	2:19.499
2		2:23.598	5	2:16.899
3		2:18.529	6	2:14.198P
59	Simon POLLEY		MG Midget	
1		2:47.791	4	2:27.256
2		2:36.251	5	2:26.954P
3		2:30.168	6	
67	Andrew YOUNG		MGC GT	
1		2:18.086	4	2:10.885
2		2:09.940	5	2:10.847
3		2:11.481	6	2:09.976P
68	TBA			
1		2:20.212	4	2:09.205
2		2:11.155	5	2:07.157
3		2:10.683	6	2:05.752P
70	Dan LUDLOW		Rover Metro	
1		2:26.142	4	2:14.370
2		2:14.915	5	2:10.044
3		2:11.290	6	2:08.703P
75	John YEA		MG RV8	
1		2:20.773	4	2:10.066
2		2:18.672	5	2:10.048
3		2:11.833	6	2:09.794P
76	Paul RIGG		MGF	
1		2:26.712	4	2:14.934
2		2:22.587	5	2:17.209
3		2:17.964	6	2:21.479P
77	Margaret FARQUHAR-RIGG		Rover Metro GT	
1		2:44.961	4	2:42.496
2		2:39.398	5	2:34.829P
3		2:36.654	6	
94	Alastair NAYLOR		MG TC	
1		2:53.544	4	2:49.094
2		2:47.599	5	2:38.613
3		2:45.993	6	
97	Jonathan HARMER		MG TF 1466cc	
1		2:38.159	4	2:29.289
2		2:33.788	5	2:29.267P
3		2:32.041	6	
98	Nick ASHMAN		MG TF	
1		2:43.557	4	2:22.748
2		2:31.589	5	2:22.598P
3		2:24.674	6	

Cars 31, 40, 94 Please fit Timing Transponders

Weather / Track : Rain / Wet

www.msttiming.com

Silverstone International
 Circuit Length = 3619 metres
 Start: 11:55 End: 12:14

MGCC Peter Best Insurance Challenge

RACE 13 - GRID

ROW 20		80 Robert BEASLEY	
ROW 19	2:38.613	94 Alastair NAYLOR	28 David BISHOP
ROW 18		2:34.147	2:34.829
ROW 17		7 Blaine NEAVES	77 Margaret FARQUHAR-RIGG
ROW 16	2:29.382		2:29.922
ROW 15		4 Stephen BARLOW	3 Paula MARKLEW
ROW 14		2:28.048	2:29.267
ROW 13		31 Charles HARMER	97 Jonathan HARMER
ROW 12	2:24.163		2:26.954
ROW 11		5 John WREGHITT	59 Simon POLLEY
ROW 10		2:21.008	2:22.598
ROW 9		50 Michael PIGGOTT	98 Nick ASHMAN
ROW 8	2:20.143		2:20.983
ROW 7		2 John BUSSEY	51 Kevin STIBBARDS
ROW 6		2:17.867	2:18.826
ROW 5		21 Paul RAYMENT	10 Desmond CHAPMAN
ROW 4	2:15.195		2:15.902
ROW 3		23 Jeremy ROGERS	15 James WALPOLE
ROW 2		2:14.847	2:14.934
ROW 1		29 James PITT	76 Paul RIGG
ROW 0	2:14.198		2:14.523
ROW -1		58 Terry BURROWS	9 Lew BERGONZI
ROW -2		2:13.260	2:14.188
ROW -3		37 Barry HOLMES	38 James DARBY
ROW -4	2:11.955		2:12.355
ROW -5		40 Clive JONES	18 Peter ANDREWS
ROW -6		2:09.940	2:11.765
ROW -7		67 Andrew YOUNG	12 Paul EALES
ROW -8	2:09.178		2:09.794
ROW -9		33 Max CAWTHORN	74 John YEA
ROW -10		2:08.521	2:08.703
ROW -11		22 Pat FENN	70 Dan LUDLOW
ROW -12	2:05.958		2:08.375
ROW -13		1 David BROOKE	53 Kevin SWANN
ROW -14		2:05.676	2:05.752
ROW -15		44 Alan BROOKE	68 Mark WRIGHT
ROW -16	2:02.933		2:03.014
ROW -17		43 Simon HUTCHINSON	30 Murray HENDERSON
ROW -18		Pole	

Silverstone International
Circuit Length = 2.2487 miles

Weather / Track : Rain / Wet

These results are provisional until the conclusion of any judicial and technical matters.

Clerk of Course :

Timekeeper :

MGCC Peter Best Insurance Challenge

RACE 13 - CLASSIFICATION - AMENDED

POS	NO	CL	NAME	ENTRY	LAPS	TIME	GAP	DIFF	MPH	BEST	ON
1	30	C	Murray HENDERSON	AH Sprite	8	16:51.444			64.03	2:02.658	2
2	68	B	Mark WRIGHT	MGB Roadster	8	17:06.619	15.175	15.175	63.08	2:05.139	8
3	70	C	Dan LUDLOW	Rover Metro	8	17:06.796	15.352	0.177	63.07	2:04.464	8
4	22	B	Pat FENN	MGB	8	17:07.871	16.427	1.075	63.00	2:05.226	4
5	53	B	Kevin SWANN	MGB	8	17:12.052	20.608	4.181	62.75	2:05.130	6
6	33	B	Max CAWTHORN	MGB	8	17:31.962	40.518	19.910	61.56	2:08.536	5
7	1	B	David BROOKE	MGB GT	8	17:35.302	43.858	3.340	61.36	2:07.719	6
8	74	B	John YEA	MG RV8	8	17:50.200	58.756	14.898	60.51	2:10.763	7
9	44	E	Alan BROOKE	Rover Metro	8	17:50.466	59.022	0.266	60.50	2:08.502	6
10	67	B	Andrew YOUNG	MGC GT	8	17:58.063	1:06.619	7.597	60.07	2:10.416	2
11	18	AB	Peter ANDREWS	MGB GT	8	18:02.838	1:11.394	4.775	59.80	2:13.085	3
12	12	AB	Paul EALES	MGB GT	8	18:02.983	1:11.539	0.145	59.80	2:12.963	3
13	40	AB	Clive JONES	MGB GT	8	18:06.279	1:14.835	3.296	59.61	2:11.099	6
14	23	AB	Jeremy ROGERS	MGB	8	18:34.871	1:43.427	28.592	58.09	2:14.328	6
15	15	AB	James WALPOLE	MGB	8	18:37.418	1:45.974	2.547	57.95	2:13.519	5
16	76	F	Paul RIGG	MGF	8	18:44.042	1:52.598	6.624	57.61	2:15.753	2
17	37	B	Barry HOLMES	MGB GT V8	8	18:44.573	1:53.129	0.531	57.58	2:13.192	6
18	29	AB	James PITT	MGB	8	18:47.672	1:56.228	3.099	57.43	2:15.472	7
19	38	AB	James DARBY	MGB GT	8	18:47.923	1:56.479	0.251	57.41	2:14.173	6
20	2	A	John BUSSEY	MG TC	8	19:00.514	2:09.070	12.591	56.78	2:17.756	6
21	98	A	Nick ASHMAN	MG TF	8	19:00.938	2:09.494	0.424	56.76	2:17.346	8
22	10	AB	Desmond CHAPMAN	MGB GT	8	19:02.689	2:11.245	1.751	56.67	2:18.081	6
23	5	A	John WREGHITT	MGB	8	19:04.509	2:13.065	1.820	56.58	2:16.685	8
24	21	AB	Paul RAYMENT	MGB Roadster	7	16:52.199	1 lap	1 lap	55.98	2:16.205	7
25	58	B	Terry BURROWS	MGB	7	17:08.896	1 lap	16.697	55.07	2:16.991	4
26	7	C	Blaine NEAVES	MGB	7	17:23.681	1 lap	14.785	54.29	2:22.566	6
27	4	A	Stephen BARLOW	MG TA	7	17:35.022	1 lap	11.341	53.71	2:25.132	3
28	31	A	Charles HARMER	MG TF	7	17:41.564	1 lap	6.542	53.38	2:26.257	3
29	59	AB	Simon POLLEY	MG Midget	7	17:48.065	1 lap	6.501	53.05	2:25.657	3
30	51	F	Kevin STIBBARDS	MGF	7	17:51.644	1 lap	3.579	52.87	2:26.418	4
31	94	A	Alastair NAYLOR	MG TC	7	18:22.544	1 lap	30.900	51.39	2:29.073	7
32	77	AB	Margaret FARQUHAR-RIGG	Rover Metro GT	7	18:59.927	1 lap	37.383	49.71	2:36.170	7
33	3	B	Paula MARKLEW	MGB	7	19:00.951	1 lap	1.024	49.66	2:30.823	3
34	97	A	Jonathan HARMER	MG TF 1466cc	7	19:03.771	1 lap	2.820	49.54	2:24.035	7
NOT CLASSIFIED											
DNF	43	C	Simon HUTCHINSON	MG Midget	7	15:05.628	1 lap	13000 laps	62.57	2:02.343	2
DNF	80	C	Robert BEASLEY	MG Midget	6	15:17.447	2 laps	1 lap	52.94	2:16.392	6
DNF	9	AB	Lew BERGONZI	MGB	4	9:52.883	4 laps	2 laps	54.61	2:18.621	1
DNF	50	AB	Michael PIGGOTT	MGB GT	2	5:26.113	6 laps	2 laps	49.64	2:30.102	2
FASTEST LAP											
5	A	John WREGHITT	MGB	8	2:16.685		59.22 mph		95.31 kph		
40	AB	Clive JONES	MGB GT	6	2:11.099		61.75 mph		99.37 kph		
53	B	Kevin SWANN	MGB	6	2:05.130		64.69 mph		104.11 kph		
43	C	Simon HUTCHINSON	MG Midget	2	2:02.343		66.17 mph		106.49 kph		
44	E	Alan BROOKE	Rover Metro	6	2:08.502		62.99 mph		101.38 kph		
76	F	Paul RIGG	MGF	2	2:15.753		59.63 mph		95.97 kph		

Weather / Track : Cloudy / Damp

These results are provisional until the conclusion of any judicial and technical matters.

Silverstone International
Circuit Length = 2.2487 miles
Start: 15:03 End: 15:25

Clerk of Course :

Timekeeper :

MGCC Peter Best Insurance Challenge

RACE 13 - LAP CHART

Lap 1			Lap 2			Lap 3			Lap 4			Lap 5		
No	Behind	Laptime	No	Behind	Laptime	No	Behind	Laptime	No	Behind	Laptime	No	Behind	Laptime
43		2:03.905	43		2:02.343	43		2:02.758	43		2:06.843	30		2:05.611
30	1.542	2:05.000	30	1.857	2:02.658	30	1.896	2:02.797	30	1.853	2:06.800	43	3.007	2:10.471
1	5.975	2:08.700	97	11.205	4:14.817	70	16.074	2:05.289	77	4.516	2:40.070	80	13.167	2:21.229
68	6.247	2:08.741	70	13.543	2:08.385	68	21.796	2:07.970	70	16.131	2:06.900	70	17.377	2:08.710
53	6.739	2:09.083	68	16.584	2:12.680	22	23.317	2:07.161	3	19.360	2:30.823	68	19.434	2:06.014
70	7.501	2:09.276	22	18.914	2:10.758	33	26.104	2:09.070	68	20.884	2:05.931	22	19.969	2:05.733
22	10.499	2:12.336	33	19.792	2:09.937	53	28.532	2:08.842	22	21.700	2:05.226	94	22.519	2:35.767
44	11.823	2:14.973	1	20.389	2:16.757	67	30.391	2:11.075	33	28.895	2:09.634	53	27.102	2:05.602
33	12.198	2:13.808	74	21.756	2:11.117	74	31.535	2:12.537	53	28.964	2:07.275	33	29.967	2:08.536
74	12.982	2:14.879	67	22.074	2:10.416	44	31.770	2:09.652	44	34.989	2:10.062	77	35.204	2:38.152
67	14.001	2:15.068	53	22.448	2:18.052	1	36.133	2:18.502	74	37.155	2:12.463	1	39.473	2:08.992
18	15.696	2:16.508	44	24.876	2:15.396	97	37.204	2:28.757	1	37.945	2:08.655	74	43.207	2:13.516
12	17.755	2:18.764	18	27.608	2:14.255	18	37.935	2:13.085	67	39.857	2:16.309	67	45.764	2:13.371
38	17.870	2:17.519	12	28.986	2:13.574	12	39.191	2:12.963	18	44.581	2:13.489	3	45.805	2:33.909
76	18.477	2:17.738	76	31.887	2:15.753	76	46.812	2:17.683	12	46.843	2:14.495	44	46.237	2:18.712
9	19.113	2:18.621	9	37.084	2:20.314	40	49.936	2:15.499	97	57.198	2:26.837	18	50.526	2:13.409
40	26.111	2:25.761	40	37.195	2:13.427	9	57.268	2:22.942	40	59.435	2:16.342	12	53.640	2:14.261
21	26.852	2:24.097	21	45.256	2:20.747	23	1:00.938	2:17.982	76	1:00.177	2:20.208	40	1:03.798	2:11.827
23	27.551	2:26.091	23	45.714	2:20.506	5	1:06.892	2:20.568	23	1:11.101	2:17.006	76	1:14.698	2:21.985
5	28.382	2:24.963	5	49.082	2:23.043	10	1:09.552	2:22.718	15	1:18.742	2:15.534	97	1:18.584	2:28.850
10	30.515	2:27.202	10	49.592	2:21.420	15	1:10.051	2:20.273	5	1:19.256	2:19.207	23	1:19.363	2:15.726
2	33.142	2:31.054	58	51.480	2:18.608	58	1:10.723	2:22.001	58	1:20.871	2:16.991	15	1:24.797	2:13.519
98	34.781	2:31.146	15	52.536	2:19.001	2	1:12.403	2:21.506	29	1:22.361	2:16.239	29	1:30.377	2:15.480
58	35.215	2:34.533	2	53.655	2:22.856	29	1:12.965	2:16.609	2	1:25.229	2:19.669	5	1:34.414	2:22.622
15	35.878	2:34.757	98	56.624	2:24.186	98	1:13.445	2:19.579	37	1:25.831	2:15.953	37	1:34.776	2:16.409
51	39.397	2:37.118	29	59.114	2:21.175	37	1:16.721	2:15.549	10	1:26.733	2:24.024	38	1:35.521	2:16.007
4	40.038	2:35.895	37	1:03.930	2:20.055	38	1:18.961	2:16.448	38	1:26.978	2:14.860	2	1:36.996	2:19.231
29	40.282	2:38.448	38	1:05.271	2:49.744	21	1:19.225	2:36.727	98	1:27.856	2:21.254	98	1:38.260	2:17.868
80	40.888	2:34.698	51	1:06.586	2:29.532	51	1:30.830	2:27.002	9	1:32.712	2:42.287	10	1:39.588	2:20.319
31	41.702	2:37.266	4	1:09.661	2:31.966	7	1:31.193	2:23.770	21	1:38.906	2:26.524	21	1:50.929	2:19.487
59	43.747	2:39.448	7	1:10.181	2:27.587	4	1:32.035	2:25.132	51	1:50.405	2:26.418	58	1:58.905	2:45.498
7	44.937	2:38.012	31	1:12.354	2:32.995	31	1:35.853	2:26.257	7	1:50.846	2:26.496	7	2:07.789	2:24.407
37	46.218	2:46.950	59	1:13.979	2:32.575	59	1:36.878	2:25.657	4	1:51.534	2:26.342			
50	47.784	2:43.860	50	1:15.543	2:30.102	94	2:01.059	2:36.769	31	1:55.868	2:26.858			
94	50.196	2:43.270	94	1:27.048	2:39.195	80	2:06.245	2:27.456	59	1:56.749	2:26.714			P
77	54.745	2:48.275	77	1:34.047	2:41.645									
3	1:27.294	3:22.123	80	1:41.547	3:03.002									
			3	1:58.138	2:33.187									

MGCC Peter Best Insurance Challenge

RACE 13 - LAP CHART

Lap 6			Lap 7			Lap 8		
No	Behind	Laptime	No	Behind	Laptime	No	Behind	Laptime
30		2:08.145	30		2:06.875	30		2:08.789
4	1.443	2:25.518	58	4.242	2:20.357	21	0.755	2:16.205
59	7.707	2:26.567	7	15.335	2:22.566	68	15.175	2:05.139
51	8.130	2:33.334	68	18.825	2:07.414	70	15.352	2:04.464
31	8.489	2:28.230	70	19.677	2:08.013	22	16.427	2:05.264
43	10.187	2:15.325	22	19.952	2:07.958	58	17.452	2:21.999
68	18.286	2:06.997	43	22.973	2:19.661	53	20.608	2:06.026
70	18.539	2:09.307	53	23.371	2:06.159	7	32.237	2:25.691
22	18.869	2:07.045	4	24.932	2:30.364	33	40.518	2:13.882
53	24.087	2:05.130	59	28.325	2:27.493	4	43.578	2:27.435
80	25.275	2:20.253	31	29.671	2:28.057	1	43.858	2:11.938
33	32.273	2:10.451	51	34.031	2:32.776	31	50.120	2:29.238
1	39.047	2:07.719	80	34.792	2:16.392	59	56.621	2:37.085
74	46.373	2:11.311	33	35.425	2:10.027	74	58.756	2:17.284
44	46.594	2:08.502	1	40.709	2:08.537	44	59.022	2:17.279
94	47.923	2:33.549	74	50.261	2:10.763	51	1:00.200	2:34.958
67	52.660	2:15.041	44	50.532	2:10.813	67	1:06.619	2:13.494
18	58.295	2:15.914	67	1:01.914	2:16.129	18	1:11.394	2:14.306
12	1:00.121	2:14.626	18	1:05.877	2:14.457	12	1:11.539	2:13.944
40	1:06.752	2:11.099	12	1:06.384	2:13.138	40	1:14.835	2:12.343
77	1:08.245	2:41.186	94	1:10.816	2:29.768	94	1:31.100	2:29.073
3	1:14.105	2:36.445	40	1:11.281	2:11.404	23	1:43.427	2:16.387
76	1:24.710	2:18.157	23	1:35.829	2:17.158	15	1:45.974	2:14.981
23	1:25.546	2:14.328	76	1:39.361	2:21.526	76	1:52.598	2:22.026
15	1:31.666	2:15.014	15	1:39.782	2:14.991	37	1:53.129	2:15.245
29	1:37.730	2:15.498	77	1:41.102	2:39.732	29	1:56.228	2:18.690
97	1:38.209	2:27.770	3	1:42.031	2:34.801	38	1:56.479	2:14.574
37	1:39.823	2:13.192	29	1:46.327	2:15.472	77	2:08.483	2:36.170
38	1:41.549	2:14.173	37	1:46.673	2:13.725	2	2:09.070	2:18.362
5	1:46.266	2:19.997	38	1:50.694	2:16.020	98	2:09.494	2:17.346
2	1:46.607	2:17.756	97	1:57.081	2:25.747	3	2:09.507	2:36.265
98	1:47.685	2:17.570	2	1:59.497	2:19.765	10	2:11.245	2:18.116
10	1:49.524	2:18.081	98	2:00.937	2:20.127	97	2:12.327	2:24.035
21	2:00.214	2:17.430	10	2:01.918	2:19.269	5	2:13.065	2:16.685
			P 5	2:05.169	2:25.778	21	0.755	2:16.205
						30		2:08.789
						70	15.352	2:04.464
						22	16.427	2:05.264

Power Torque Morgan Challenge
QUALIFYING - RACE 15 - CLASSIFICATION

POS	NO	CL	NAME	ENTRY	TIME	ON	LAPS	GAP	DIFF	MPH
1	54	B	Peter HORSMAN	Plus 8	2:00.140	6	6			67.38
2	49	C8	Philip GODDARD	Plus 8	2:01.003	6	6	0.863	0.863	66.90
3	85	B	Andy GREEN	Plus 8	2:02.477	5	7	2.337	1.474	66.09
4	87	B	Tony LEES	Plus 8	2:03.498	4	7	3.358	1.021	65.55
5	93	B	Chris ACKLAM	Plus 8	2:05.086	4	6	4.946	1.588	64.71
6	86	B	Richard PLANT	Plus 8	2:05.518	4	6	5.378	0.432	64.49
7	17	D	Jack BELLINGER	Plus 8	2:05.731	6	6	5.591	0.213	64.38
8	6	C6	Simon GANN	Roadster	2:05.982	6	6	5.842	0.251	64.25
9	50	C6	Paul BURRY	Roadster	2:06.126	6	6	5.986	0.144	64.18
10	35	C8	Chris SPRINGALL	Plus 8	2:07.160	6	6	7.020	1.034	63.66
11	14	C8	Tim CLARK	Plus 8	2:07.351	6	6	7.211	0.191	63.56
12	10	B	Peter HENRY	Plus 8	2:08.789	5	6	8.649	1.438	62.85
13	33	D	Mark GILBART-SMITH	Plus 4 SS	2:09.684	5	6	9.544	0.895	62.42
14	66	C6	Andrew THOMPSON	Roadster	2:10.215	6	6	10.075	0.531	62.17
15	9	B	Ray HIGGS	Roadster	2:10.452	5	6	10.312	0.237	62.05
16	34	B	Peter SARGEANT	Plus 8	2:10.562	6	6	10.422	0.110	62.00
17	20	C6	Stefan SCIESZKA	Morgan Roadster	2:11.008	4	5	10.868	0.446	61.79
18	28	C8	Sharlie GODDARD	Plus 8	2:12.097	2	6	11.957	1.089	61.28
19	11	D	David JAMES	Plus 4	2:12.907	6	6	12.767	0.810	60.91
20	89	B	John EMBERSON	Roadster	2:12.911	5	6	12.771	0.004	60.90
21	7	D	Mary LINDSAY	Plus 8	2:12.984	5	6	12.844	0.073	60.87
22	18	D	John CLARKE	Plus 4 SS	2:14.701	3	6	14.561	1.717	60.09
23	8	C8	Leigh SEBBA	Plus 8	2:14.766	6	6	14.626	0.065	60.07
24	12	B	David PHILLIPS	Roadster	2:15.547	3	6	15.407	0.781	59.72
25	78	C6	Roger WHITESIDE	Roadster	2:15.895	6	6	15.755	0.348	59.57
26	84	D	Mark SHEARS	Plus 4 SS	2:16.520	5	6	16.380	0.625	59.29
27	69	C6	Ulrich VIERHAUS	Roadster	2:17.020	2	6	16.880	0.500	59.08
28	75	C6	Andrew POTTER	Roadster	2:20.738	4	6	20.598	3.718	57.52
29	63	D	Charles NEAL	4/4			3			

Car 18 Please fit Timing Transponder

Weather / Track : Cloudy / Wet

These results are provisional until the conclusion of any judicial and technical matters.

Silverstone International
 Circuit Length = 2.2487 miles
 Start: 12:19 End: 12:35

Clerk of Course :		Timekeeper :
-------------------	--	--------------

Power Torque Morgan Challenge
QUALIFYING - RACE 15 - LAP ANALYSIS

6	Simon GANN		Roadster
1		2:22.233	4 2:15.719
2		2:10.906	5 2:08.135
3		2:13.139	6 2:05.982
7	Mary LINDSAY		Plus 8
1		2:18.597	4 2:15.830
2		2:16.686	5 2:12.984
3		2:13.638	6 2:19.287
8	Leigh SEBBA		Plus 8
1		2:21.587	4 2:16.966
2		2:15.692	5 2:16.713
3		2:19.578	6 2:14.766
9	Ray HIGGS		Roadster
1		2:23.927	4 2:14.996
2		2:12.078	5 2:10.452
3		2:10.579	6 2:14.416
10	Peter HENRY		Plus 8
1		2:22.083	4 2:09.425
2		2:12.910	5 2:08.789
3		2:12.689	6 2:09.069
11	David JAMES		Plus 4
1		2:25.583	4 2:17.399
2		2:18.951	5 2:16.821
3		2:17.396	6 2:12.907
12	David PHILLIPS		Roadster
1		2:26.369	4 2:20.626
2		2:22.150	5 2:18.688
3		2:15.547	6 2:19.062
14	Tim CLARK		Plus 8
1		2:19.220	4 2:08.909
2		2:15.966	5 2:12.009
3		2:13.374	6 2:07.351
17	Jack BELLINGER		Plus 8
1		2:20.504	4 2:08.506
2		2:12.923	5 2:07.233
3		2:10.053	6 2:05.731
18	John CLARKE		Plus 4 SS
1		2:28.913	4 2:15.183
2		2:20.268	5 2:15.728
3		2:14.701	6 2:15.415
20	Stefan SCIESZKA		Morgan Roadster
1		2:25.425	4 2:11.008
2		2:15.218	5 2:31.820
3		2:13.604	6
28	Sharlie GODDARD		Plus 8
1		2:19.031	4 2:12.131
2		2:12.097	5 2:16.735
3		2:14.299	6 2:15.267
33	Mark GILBART-SMITH		Plus 4 SS
1		2:23.220	4 2:10.339

Car 18 Please fit Timing Transponder

Weather / Track : Cloudy / Wet

Power Torque Morgan Challenge
QUALIFYING - RACE 15 - LAP ANALYSIS

2		2:21.421	5	2:09.684
3		2:13.221	6	2:11.241
34	Peter SARGEANT		Plus 8	
1		2:26.591	4	2:12.529
2		2:15.985	5	2:15.532
3		2:16.782	6	2:10.562
35	Chris SPRINGALL		Plus 8	
1		2:27.082	4	2:10.447
2		2:16.463	5	2:09.828
3		2:21.432	6	2:07.160
49	Philip GODDARD		Plus 8	
1		2:09.811	4	2:03.788
2		2:03.955	5	2:02.910
3		2:12.003	6	2:01.003P
50	Paul BURRY		Roadster	
1		2:17.239	4	2:09.017
2		2:13.529	5	2:10.705
3		2:10.125	6	2:06.126
54	Peter HORSMAN		Plus 8	
1		2:30.207	4	2:04.052
2		2:06.172	5	2:05.004
3		2:05.681	6	2:00.140
63	Charles NEAL		4/4	
1		2:41.167	3	2:45.239
2		2:45.354P	4	
66	Andrew THOMPSON		Roadster	
1		2:21.586	4	2:10.343
2		2:16.450	5	2:12.081
3		2:14.038	6	2:10.215
69	Ulrich VIERHAUS		Roadster	
1		2:21.408	4	2:22.381
2		2:17.020	5	2:18.260
3		2:39.225	6	2:17.595
75	Andrew POTTER		Roadster	
1		2:25.447	4	2:20.738
2		2:21.612	5	2:21.002
3		2:23.587	6	2:21.958
78	Roger WHITESIDE		Roadster	
1		2:25.825	4	2:17.770
2		2:17.518	5	2:20.003
3		2:18.919	6	2:15.895
84	Mark SHEARS		Plus 4 SS	
1		2:29.379	4	2:17.262
2		2:22.334	5	2:16.520
3		2:17.204	6	2:31.055
85	Andy GREEN		Plus 8	
1		2:06.668	5	2:02.477
2		2:04.348	6	2:03.100
3		2:02.828	7	2:05.041
4		2:04.060	8	

Car 18 Please fit Timing Transponder

Weather / Track : Cloudy / Wet

Power Torque Morgan Challenge
QUALIFYING - RACE 15 - LAP ANALYSIS

86	Richard PLANT		Plus 8
1		2:18.617	4 2:05.518
2		2:07.486	5 2:06.346
3		2:05.917	6 2:06.022
87	Tony LEES		Plus 8
1		2:07.355	5 2:03.736
2		2:05.313	6 2:04.703
3		2:05.303	7 2:29.109P
4		2:03.498	8
89	John EMBERSON		Roadster
1		2:20.700	4 2:16.966
2		2:16.952	5 2:12.911
3		2:14.448	6 2:13.929
93	Chris ACKLAM		Plus 8
1		2:09.819	4 2:05.086
2		2:05.927	5 2:05.817
3		2:05.265	6 2:06.716

Car 18 Please fit Timing Transponder


Weather / Track : Cloudy / Wet

www.msttiming.com

Silverstone International
 Circuit Length = 3619 metres
 Start: 12:19 End: 12:35

Power Torque Morgan Challenge

RACE 15 - GRID

ROW 15	63 Charles NEAL		
ROW 14		2:17.020 69 Ulrich VIERHAUS	2:20.738 75 Andrew POTTER
ROW 13	2:15.895 78 Roger WHITESIDE		2:16.520 84 Mark SHEARS
ROW 12		2:14.766 8 Leigh SEBBA	2:15.547 12 David PHILLIPS
ROW 11	2:12.984 7 Mary LINDSAY		2:14.701 18 John CLARKE
ROW 10		2:12.907 11 David JAMES	2:12.911 89 John EMBERSON
ROW 9	2:11.008 20 Stefan SCIESZKA		2:12.097 28 Sharlie GODDARD
ROW 8		2:10.452 9 Ray HIGGS	2:10.562 34 Peter SARGEANT
ROW 7	2:09.684 33 Mark GILBART-SMITH		2:10.215 66 Andrew THOMPSON
ROW 6		2:07.351 14 Tim CLARK	2:08.789 10 Peter HENRY
ROW 5	2:06.126 50 Paul BURRY		2:07.160 35 Chris SPRINGALL
ROW 4		2:05.731 17 Jack BELLINGER	2:05.982 6 Simon GANN
ROW 3	2:05.086 93 Chris ACKLAM		2:05.518 86 Richard PLANT
ROW 2		2:02.477 85 Andy GREEN	2:03.498 87 Tony LEES
ROW 1	2:00.140 54 Peter HORSMAN		2:01.003 49 Philip GODDARD
	Pole		
			

Weather / Track : Cloudy / Wet

Silverstone International
Circuit Length = 2.2487 miles

These results are provisional until the conclusion of any judicial and technical matters.

Clerk of Course :

Timekeeper :

Power Torque Morgan Challenge

RACE 15 - CLASSIFICATION

POS	NO	CL	NAME	ENTRY	LAPS	TIME	GAP	DIFF	MPH	BEST	ON
1	54	B	Peter HORSMAN	Plus 8	10	20:49.528			64.78	1:41.773	7
2	93	B	Chris ACKLAM	Plus 8	10	20:54.350	4.822	4.822	64.53	1:42.036	7
3	86	B	Richard PLANT	Plus 8	10	21:08.859	19.331	14.509	63.80	1:42.958	7
4	49	C8	Philip GODDARD	Plus 8	10	21:10.278	20.750	1.419	63.72	1:45.077	7
5	50	C6	Paul BURRY	Roadster	10	21:14.747	25.219	4.469	63.50	1:45.278	7
6	6	C6	Simon GANN	Roadster	10	21:15.873	26.345	1.126	63.45	1:46.532	7
7	10	B	Peter HENRY	Plus 8	10	21:31.274	41.746	15.401	62.69	1:50.586	7
8	34	B	Peter SARGEANT	Plus 8	10	21:33.334	43.806	2.060	62.59	1:49.404	7
9	35	C8	Chris SPRINGALL	Plus 8	10	21:34.380	44.852	1.046	62.54	1:50.534	2
10	14	C8	Tim CLARK	Plus 8	10	21:36.889	47.361	2.509	62.42	1:51.097	7
11	17	D	Jack BELLINGER	Plus 8	10	21:37.756	48.228	0.867	62.38	1:49.990	7
12	9	B	Ray HIGGS	Roadster	10	21:38.797	49.269	1.041	62.33	1:50.672	7
13	28	C8	Sharlie GODDARD	Plus 8	10	21:40.219	50.691	1.422	62.26	1:51.359	7
14	7	D	Mary LINDSAY	Plus 8	10	21:54.819	1:05.291	14.600	61.57	1:53.529	7
15	8	C8	Leigh SEBBA	Plus 8	10	21:55.626	1:06.098	0.807	61.53	1:52.413	7
16	63	D	Charles NEAL	4/4	10	21:56.071	1:06.543	0.445	61.51	1:52.023	8
17	33	D	Mark GILBART-SMITH	Plus 4 SS	10	21:56.119	1:06.591	0.048	61.51	1:54.280	8
18	18	D	John CLARKE	Plus 4 SS	10	22:02.303	1:12.775	6.184	61.22	1:54.378	8
19	89	B	John EMBERSON	Roadster	10	22:15.193	1:25.665	12.890	60.63	1:54.373	2
20	69	C6	Ulrich VIERHAUS	Roadster	10	22:15.739	1:26.211	0.546	60.60	1:55.650	7
21	66	C6	Andrew THOMPSON	Roadster	10	22:16.860	1:27.332	1.121	60.55	1:54.811	5
22	11	D	David JAMES	Plus 4	10	22:19.434	1:29.906	2.574	60.43	1:53.870	7
23	78	C6	Roger WHITESIDE	Roadster	10	22:23.599	1:34.071	4.165	60.25	2:00.117	7
24	75	C6	Andrew POTTER	Roadster	10	22:24.446	1:34.918	0.847	60.21	1:59.117	9
25	12	B	David PHILLIPS	Roadster	10	22:39.342	1:49.814	14.896	59.55	2:00.973	2
26	84	D	Mark SHEARS	Plus 4 SS	9	21:00.919	1 lap	1 lap	57.78	2:06.944	2
NOT CLASSIFIED											
DNF	20	C6	Stefan SCIESZKA	Morgan Roadster	6	14:04.888	4 laps	3 laps	57.49	1:55.709	2
DNF	87	B	Tony LEES	Plus 8	0	05.833					
DNF	85	B	Andy GREEN	Plus 8	0	06.037					
FASTEST LAP											
54	B	Peter HORSMAN	Plus 8		7	1:41.773		79.54 mph		128.01 kph	
50	C6	Paul BURRY	Roadster		7	1:45.278		76.89 mph		123.75 kph	
49	C8	Philip GODDARD	Plus 8		7	1:45.077		77.04 mph		123.98 kph	
17	D	Jack BELLINGER	Plus 8		7	1:49.990		73.60 mph		118.45 kph	

Weather / Track : Cloudy / Damp

These results are provisional until the conclusion of any judicial and technical matters.

Silverstone International
Circuit Length = 2.2487 miles
Start: 16:21 End: 16:44

Clerk of Course :

Timekeeper :

Power Torque Morgan Challenge

RACE 15 - LAP CHART

Lap 1			Lap 2			Lap 3			Lap 4			Lap 5		
No	Behind	Laptime	No	Behind	Laptime	No	Behind	Laptime	No	Behind	Laptime	No	Behind	Laptime
93		1:45.631	54		1:42.183	54		1:55.387	54		2:01.341	54		2:57.820
54	0.088	1:46.300	93	0.546	1:42.817	93	3.610	1:58.451	93	1.645	1:59.376	93	1.985	2:58.160
49	1.909	1:48.035	49	6.258	1:46.620	49	1:14.554	3:03.683	49	1:33.552	2:20.339	49	35.475	1:59.743
86	5.777	1:50.059	86	8.517	1:45.011	86	1:15.268	3:02.138	86	1:34.453	2:20.526	86	36.939	2:00.306
17	8.130	1:53.164	50	14.739	1:48.341	50	1:16.345	2:56.993	50	1:39.437	2:24.433	50	41.584	1:59.967
6	8.478	1:53.436	6	15.144	1:48.937	6	1:16.957	2:57.200	6	1:39.886	2:24.270	6	42.118	2:00.052
50	8.669	1:52.888	17	18.469	1:52.610	17	1:18.943	2:55.861	17	1:40.491	2:22.889	17	42.565	1:59.894
35	10.464	1:54.332	35	18.727	1:50.534	35	1:19.837	2:56.497	35	1:43.204	2:24.708	35	43.641	1:58.257
34	12.203	1:55.029	34	23.197	1:53.265	34	1:20.693	2:52.883	34	1:44.572	2:25.220	34	45.236	1:58.484
10	13.365	1:56.998	10	23.654	1:52.560	10	1:21.715	2:53.448	10	1:45.978	2:25.604	10	45.732	1:57.574
14	13.908	1:57.346	14	24.101	1:52.464	14	1:23.117	2:54.403	14	1:47.378	2:25.602	14	46.658	1:57.100
28	15.087	1:57.594	28	24.341	1:51.525	28	1:23.953	2:54.999	28	1:48.108	2:25.496	28	47.227	1:56.939
9	15.589	1:58.260	9	24.824	1:51.506	9	1:24.873	2:55.436	9	1:49.371	2:25.839	9	48.411	1:56.860
20	17.772	2:00.111	7	31.171	1:55.658	20	1:25.882	2:50.059	20	1:50.362	2:25.821	20	49.246	1:56.704
7	17.784	1:59.550	20	31.210	1:55.709	7	1:27.282	2:51.498	7	1:55.773	2:29.832	7	52.656	1:54.703
66	18.711	2:01.452	66	31.824	1:55.384	66	1:28.695	2:52.258	66	1:56.228	2:28.874	66	53.219	1:54.811
8	19.242	2:00.689	8	32.211	1:55.240	8	1:29.382	2:52.558	8	1:56.731	2:28.690	8	54.500	1:55.589
11	20.715	2:02.579	11	33.130	1:54.686	11	1:30.496	2:52.753	11	1:58.921	2:29.766	11	58.640	1:57.539
33	20.811	2:03.511	33	33.462	1:54.922	33	1:32.280	2:54.205	33	2:01.937	2:30.998	33	59.391	1:55.274
89	22.842	2:04.766	89	34.944	1:54.373	89	1:33.302	2:53.745	89	2:03.609	2:31.648	89	1:01.757	1:55.968
18	23.014	2:04.460	18	36.500	1:55.757	18	1:34.505	2:53.392	18	2:04.474	2:31.310	18	1:02.826	1:56.172
69	23.147	2:03.428	63	38.737	1:55.383	63	1:36.162	2:52.812	63	2:05.154	2:30.333	63	1:03.488	1:56.154
12	24.820	2:05.532	69	39.759	1:58.883	69	1:37.754	2:53.382	69	2:08.403	2:31.990	69	1:07.601	1:57.018
63	25.625	2:04.762	12	43.522	2:00.973	78	1:39.682	2:50.721	78	2:18.875	2:40.534	78	1:25.636	2:04.581
78	25.640	2:05.974	78	44.348	2:00.979	12	1:41.350	2:53.215	12	2:20.425	2:40.416	12	1:27.822	2:05.217
75	26.213	2:05.962	75	44.975	2:01.033	75	1:42.453	2:52.865	75	2:21.088	2:39.976	75	1:28.521	2:05.253
84	31.227	2:09.517	84	55.900	2:06.944	84	1:43.786	2:43.273	84	2:24.270	2:41.825	84	1:35.117	2:08.667

Power Torque Morgan Challenge

RACE 15 - LAP CHART

Lap 6			Lap 7			Lap 8			Lap 9			Lap 10		
No	Behind	Laptime	No	Behind	Laptime	No	Behind	Laptime	No	Behind	Laptime	No	Behind	Laptime
54		3:22.098	54		1:41.773	54		1:42.463	54		1:45.548	54		1:49.547
93	0.294	3:20.407	93	0.557	1:42.036	93	2.001	1:43.907	93	3.864	1:47.411	93	4.822	1:50.505
49	1.927	2:48.550	86	3.627	1:42.958	86	6.940	1:45.776	86	13.533	1:52.141	84	11.391	2:13.525
86	2.442	2:47.601	49	5.231	1:45.077	49	10.630	1:47.862	49	15.987	1:50.905	86	19.331	1:55.345
50	4.676	2:45.190	50	8.181	1:45.278	50	14.096	1:48.378	50	21.027	1:52.479	49	20.750	1:54.310
6	5.179	2:45.159	6	9.938	1:46.532	6	17.209	1:49.734	6	23.154	1:51.493	50	25.219	1:53.739
17	8.887	2:48.420	17	17.104	1:49.990	34	27.311	1:52.462	10	36.106	1:54.084	6	26.345	1:52.738
35	9.209	2:47.666	34	17.312	1:49.404	10	27.570	1:51.098	34	37.721	1:55.958	10	41.746	1:55.187
34	9.681	2:46.543	35	18.091	1:50.655	35	29.479	1:53.851	14	38.315	1:53.866	34	43.806	1:55.632
10	10.122	2:46.488	10	18.935	1:50.586	14	29.997	1:51.739	35	38.931	1:55.000	35	44.852	1:55.468
14	11.397	2:46.837	14	20.721	1:51.097	17	30.972	1:56.331	17	41.320	1:55.896	14	47.361	1:58.593
28	11.583	2:46.454	28	21.169	1:51.359	28	32.019	1:53.313	28	42.848	1:56.377	17	48.228	1:56.455
9	12.815	2:46.502	9	21.714	1:50.672	9	32.297	1:53.046	9	43.106	1:56.357	9	49.269	1:55.710
20	14.691	2:47.543	7	27.782	1:53.529	7	41.945	1:56.626	7	55.137	1:58.740	28	50.691	1:57.390
7	16.026	2:45.468	8	28.179	1:52.413	8	42.714	1:56.998	8	55.587	1:58.421	7	1:05.291	1:59.701
66	16.878	2:45.757	11	31.130	1:53.870	11	43.280	1:54.613	63	56.292	1:58.227	8	1:06.098	2:00.058
8	17.539	2:45.137	33	33.177	1:55.470	63	43.613	1:52.023	33	56.808	1:57.362	63	1:06.543	1:59.798
11	19.033	2:42.491	63	34.053	1:52.669	33	44.994	1:54.280	18	1:01.904	1:59.226	33	1:06.591	1:59.330
33	19.480	2:42.187	18	36.311	1:55.612	18	48.226	1:54.378	89	1:11.231	2:04.772	18	1:12.775	2:00.418
89	20.357	2:40.698	89	37.672	1:59.088	89	52.007	1:56.798	69	1:15.911	2:05.283	89	1:25.665	2:03.981
18	22.472	2:41.744	69	38.533	1:55.650	69	56.176	2:00.106	66	1:16.592	1:57.163	69	1:26.211	1:59.847
63	23.157	2:41.767	78	46.236	2:00.117	66	1:04.977	1:57.568	11	1:17.107	2:19.375	66	1:27.332	2:00.287
69	24.656	2:39.153	12	49.573	2:02.214	78	1:06.926	2:03.153	75	1:20.629	1:59.117	11	1:29.906	2:02.346
78	27.892	2:24.354	75	49.675	2:01.883	75	1:07.060	1:59.848	78	1:21.600	2:00.222	78	1:34.071	2:02.018
12	29.132	2:23.408	66	49.872	2:14.767	12	1:14.231	2:07.121	12	1:34.022	2:05.339	75	1:34.918	2:03.836
75	29.565	2:23.142	84	1:02.473	2:11.210	84	1:32.961	2:12.951				12	1:49.814	2:05.339
84	33.036	2:20.017												

MGCC 45 Minute Pit Stop Race for 2 Drivers + Jigsaw TR/TSCC Championship
QUALIFYING - RACE 16 - CLASSIFICATION

POS	NO	CL	NAME	ENTRY	TIME	ON	LAPS	GAP	DIFF	MPH
1	79	C	Ben JACQUES	MG ZR	1:49.789	5	7			73.73
2	25	C	WOOD / HUMPHREY	MG ZR	1:49.801	2	7	0.012	0.012	73.72
3	9	D	DAY / PHIPS	BMW M3	1:52.712	3	7	2.923	2.911	71.82
4	11	C	Bolagi ODUNSI	MG TF	1:57.594	3	7	7.805	4.882	68.84
5	29	C	STAINES / GRIFFITHS	MG Midget	1:58.114	2	7	8.325	0.520	68.53
6	30	A	HENDERSON / HULLETT	Austin Healey Sprite	1:58.589	7	7	8.800	0.475	68.26
7	55	D	DAVIES / DAVIES	MGF Cup	2:02.334	3	7	12.545	3.745	66.17
8	4	D	John BROWN	MG ZR160	2:02.777	5	7	12.988	0.443	65.93
9	34	D	CAKEBREAD / CAKEBREAD	MGB Roadster	2:02.936	7	7	13.147	0.159	65.85
10	7	D	Charlie BROWN	MG ZR160	2:03.842	5	7	14.053	0.906	65.36
11	01	F	LUTI / BANKS	MG ZT520	2:06.227	3	7	16.438	2.385	64.13
12	46	JE	Mike HUGHES	Triumph TR5	2:06.324	7	7	16.535	0.097	64.08
13	22	D	Pat FENN	MGB	2:06.878	3	7	17.089	0.554	63.80
14	58	F	KNIGHT / ARNOLD	Jaguar D-Type	2:06.901	6	6	17.112	0.023	63.79
15	31	D	WHEELER / WHEELER	MGB 1950cc Yellow	2:08.073	7	7	18.284	1.172	63.20
16	64	A	ATWOOD / BLANCHETT	Austin Healey Sprite	2:08.431	6	6	18.642	0.358	63.03
17	3	D	MARKLEW / BREWER	MGB Roadster	2:09.362	2	5	19.573	0.931	62.57
18	14	D	LEWIS / NEWTON	MGB Roadster	2:09.592	1	6	19.803	0.230	62.46
19	48	JF	Ian AGNEW	Triumph TR7 - V8	2:10.519	6	7	20.730	0.927	62.02
20	28	D	JOSS / DALWOOD	Renault Clio Sport	2:11.273	3	7	21.484	0.754	61.66
21	54	JC	Steve ADAMS	Triumph Spitfire	2:12.155	6	6	22.366	0.882	61.25
22	50	JC	Andy VOWELL	Triumph Spitfire Mk3	2:12.243	5	7	22.454	0.088	61.21
23	36	F	MALLETT / TBA	Ford capri 3.0S`	2:12.762	7	7	22.973	0.519	60.97
24	47	JF	Martyn ADAMS	Triumph TR7 - V8	2:13.743	6	6	23.954	0.981	60.53
25	21	JC	Nigel GIBBINS	Triumph Spitfire	2:14.389	3	7	24.600	0.646	60.23
26	44	JF	Hugh MAUND	Triumph TR7 - V8	2:14.612	4	6	24.823	0.223	60.13
27	77	JC	John THOMPSON	Triumph Spitfire	2:15.235	5	6	25.446	0.623	59.86
28	65	A	WOODBIDGE / COLLINSON	MG Midget	2:17.258	7	7	27.469	2.023	58.97
29	52	JC	Dave THOMPSON	Triumph GT6 Mk II	2:17.314	6	6	27.525	0.056	58.95
30	19	JG	Christopher GORDON	Triumph GT6	2:17.823	6	6	28.034	0.509	58.73
31	41	B	COLLINSON / DRAYCOTT	MG Midget	2:18.804	5	6	29.015	0.981	58.32
32	20	JA	John YARNELL	Triumph Spitfire	2:19.358	5	7	29.569	0.554	58.09
33	71	D	PLAYFORD / PLAYFORD	MGB	2:19.845	6	6	30.056	0.487	57.88
34	75	JG	John DAVIES	Triumph Vitesse Estate	2:20.735	5	5	30.946	0.890	57.52
35	43	JA	Michael DAVIS	Triumph Spitfire	2:24.980	6	6	35.191	4.245	55.83
36	82	F	RILEY / SMITH	MGB V8	2:26.597	2	4	36.808	1.617	55.22
37	60	JG	Les CONGDON	Triumph Spitfire	2:33.646	1	1	43.857	7.049	52.68

Cars 71, 82 Please fit Timing Transponders

Weather / Track : Cloudy / Wet

Silverstone International
 Circuit Length = 2.2487 miles
 Start: 12:39 End: 13:07

These results are provisional until the conclusion of any judicial and technical matters.

Clerk of Course :	Timekeeper :
-------------------	--------------

**MGCC 45 Minute Pit Stop Race for 2 Drivers + Jigsaw TR/TSCC Championship
QUALIFYING - RACE 16 - LAP ANALYSIS**

01	LUTI / BANKS		MG ZT520
1		2:24.088	5 2:17.497
2		2:11.099	6 2:16.305
3		2:06.227P	7 2:17.990P
4		9:55.814	8
3	MARKLEW / BREWER		MGB Roadster
1		2:13.575	4 10:26.785
2		2:09.362	5 2:34.392P
3		2:10.534P	6
4	John BROWN		MG ZR160
1		2:09.467	5 2:02.777
2		2:05.491	6 2:04.819
3		2:04.683P	7 2:03.110P
4		9:43.444	8
7	Charlie BROWN		MG ZR160
1		2:12.144	5 2:03.842
2		2:07.211	6 2:04.276
3		2:04.940P	7 2:03.858P
4		9:50.056	8
9	DAY / PHIPS		BMW M3
1		2:00.223	5 1:57.860
2		1:54.008	6 1:58.994
3		1:52.712P	7 1:55.497P
4		10:30.123	8
11	Bolagi ODUNSI		MG TF
1		2:02.964	5 2:06.083
2		2:02.250	6 2:08.690
3		1:57.594P	7 2:04.784P
4		11:02.442	8
14	LEWIS / NEWTON		MGB Roadster
1		2:09.592	4 2:18.650
2		3:52.839P	5 2:19.918
3		10:33.993	6 2:20.725P
19	Christopher GORDON		Triumph GT6
1		2:31.292	4 9:58.923
2		2:26.306	5 2:19.189
3		2:24.295P	6 2:17.823P
20	John YARNELL		Triumph Spitfire
1		2:30.183	5 2:19.358
2		2:24.187	6 2:20.430
3		2:24.740P	7 2:21.328P
4		9:34.476	8
21	Nigel GIBBINS		Triumph Spitfire
1		2:36.696	5 2:26.561
2		2:26.367	6 2:15.541
3		2:14.389P	7 2:16.528P
4		9:34.906	8
22	Pat FENN		MGB
1		2:15.193	5 2:11.724
2		2:14.053	6 2:09.307
3		2:06.878P	7 2:08.498P
4		10:01.006	8

Cars 71, 82 Please fit Timing Transponders

Weather / Track : Cloudy / Wet

www.msttiming.com

Silverstone International
Circuit Length = 3619 metres
Start: 12:39 End: 13:07

**MGCC 45 Minute Pit Stop Race for 2 Drivers + Jigsaw TR/TSCC Championship
QUALIFYING - RACE 16 - LAP ANALYSIS**

25	WOOD / HUMPHREY		MG ZR
1		1:57.901	5 2:53.354
2		1:49.801	6 1:59.050
3		1:57.339	7 1:58.352P
4		10:17.859P	8
28	JOSS / DALWOOD		Renault Clio Sport
1		2:25.789	5 2:19.136
2		2:19.882	6 2:16.003
3		2:11.273P	7 2:14.267P
4		9:44.804	8
29	STAINES / GRIFFITHS		MG Midget
1		2:03.006	5 2:06.576
2		1:58.114	6 2:04.772
3		2:10.548P	7 2:02.845P
4		10:04.448	8
30	HENDERSON / HULLETT		Austin Healey Sprite
1		2:23.961	5 2:04.354
2		2:12.721	6 2:00.238
3		2:21.684P	7 1:58.589P
4		9:15.966	8
31	WHEELER / WHEELER		MGB 1950cc Yellow
1		2:09.782	5 2:10.832
2		2:09.552	6 2:09.713
3		2:10.357P	7 2:08.073P
4		10:24.047	8
34	CAKEBREAD / CAKEBREAD		MGB Roadster
1		2:44.318	5 2:04.169
2		2:17.714	6 2:05.017
3		2:12.572P	7 2:02.936P
4		9:10.756	8
36	MALLETT / TBA		Ford capri 3.0S`
1		2:21.983	5 2:15.960
2		2:18.318	6 2:17.412
3		2:13.959P	7 2:12.762P
4		9:40.524	8
41	COLLINSON / DRAYCOTT		MG Midget
1		2:34.739	4 2:19.898
2		2:21.370P	5 2:18.804
3		11:42.629	6 2:22.514P
43	Michael DAVIS		Triumph Spitfire
1		2:36.495	4 2:31.138
2		2:31.047P	5 2:25.309
3		11:15.456	6 2:24.980P
44	Hugh MAUND		Triumph TR7 - V8
1		2:35.449	4 2:14.612
2		2:33.842P	5 2:15.406
3		11:39.773	6 2:16.036P
46	Mike HUGHES		Triumph TR5
1		2:30.765	5 2:13.444
2		2:20.109	6 2:13.027
3		2:12.338P	7 2:06.324P
4		9:29.046	8

Cars 71, 82 Please fit Timing Transponders

Weather / Track : Cloudy / Wet

www.msttiming.com

Silverstone International
Circuit Length = 3619 metres
Start: 12:39 End: 13:07

**MGCC 45 Minute Pit Stop Race for 2 Drivers + Jigsaw TR/TSCC Championship
QUALIFYING - RACE 16 - LAP ANALYSIS**

47	Martyn ADAMS	Triumph TR7 - V8	
1	2:34.595	4	2:19.748
2	2:26.266 P	5	2:15.822
3	11:49.163	6	2:13.743 P
48	Ian AGNEW	Triumph TR7 - V8	
1	2:32.311	5	2:12.752
2	2:16.957	6	2:10.519
3	2:14.589 P	7	2:11.377 P
4	9:39.491	8	
50	Andy VOWELL	Triumph Spitfire Mk3	
1	2:24.978	5	2:12.243
2	2:16.303	6	2:13.231
3	2:12.747 P	7	2:12.861 P
4	9:34.188	8	
52	Dave THOMPSON	Triumph GT6 Mk II	
1	2:34.062	4	2:18.587
2	2:23.451 P	5	2:19.333
3	11:53.302	6	2:17.314 P
54	Steve ADAMS	Triumph Spitfire	
1	2:37.785	4	2:33.698
2	2:27.353 P	5	2:12.282
3	11:13.175	6	2:12.155 P
55	DAVIES / DAVIES	MGF Cup	
1	2:06.592	5	2:06.488
2	2:03.503	6	2:06.849
3	2:02.334 P	7	2:04.801 P
4	10:03.497	8	
58	KNIGHT / ARNOLD	Jaguar D-Type	
1	2:36.858	4	2:12.913
2	2:39.514 P	5	2:08.696
3	11:02.691	6	2:06.901 P
60	Les CONGDON	Triumph Spitfire	
1	2:33.646	2	
64	ATWOOD / BLANCHETT	Austin Healey Sprite	
1	2:30.722	4	2:12.516
2	2:33.727 P	5	2:09.655
3	11:41.744	6	2:08.431 P
65	WOODBRIIDGE / COLLINSON	MG Midget	
1	2:33.143	5	2:22.816
2	2:29.397	6	2:23.756
3	2:19.230 P	7	2:17.258 P
4	9:28.374	8	
71	PLAYFORD / PLAYFORD	MGB	
1	2:34.093	4	2:29.169
2	2:21.781	5	2:20.273
3	11:15.296	6	2:19.845
75	John DAVIES	Triumph Vitesse Estate	
1	2:36.870	4	2:21.061
2	2:30.977 P	5	2:20.735 P
3	11:58.360	6	

Cars 71, 82 Please fit Timing Transponders

Weather / Track : Cloudy / Wet

**MGCC 45 Minute Pit Stop Race for 2 Drivers + Jigsaw TR/TSCC Championship
 QUALIFYING - RACE 16 - LAP ANALYSIS**

77	John THOMPSON	Triumph Spitfire	
1	2:37.413	4	2:15.653
2	2:28.017P	5	2:15.235
3	11:48.712	6	2:17.006P
79	Ben JACQUES	MG ZR	
1	2:03.164	5	1:49.789
2	1:55.261	6	1:50.693
3	1:53.684P	7	2:14.447P
4	9:53.667	8	
82	RILEY / SMITH	MGB V8	
1	2:33.289	3	11:49.068
2	2:26.597	4	2:35.235P

Cars 71, 82 Please fit Timing Transponders


Weather / Track : Cloudy / Wet

www.msttiming.com

Silverstone International
 Circuit Length = 3619 metres
 Start: 12:39 End: 13:07

MGCC 45 Minute Pit Stop Race for 2 Drivers + Jigsaw TR/TSCC Championship

RACE 16 - GRID

ROW 19	2:33.646 60 Les CONGDON		
ROW 18		2:24.980 43 Michael DAVIS	2:26.597 82 RILEY / SMITH
ROW 17	2:19.845 71 PLAYFORD / PLAYFORD		2:20.735 75 John DAVIES
ROW 16		2:18.804 41 COLLINSON / DRAYCOTT	2:19.358 20 John YARNELL
ROW 15	2:17.314 52 Dave THOMPSON		2:17.823 19 Christopher GORDON
ROW 14		2:15.235 77 John THOMPSON	2:17.258 65 WOODBRIDGE / COLLINSON
ROW 13	2:14.389 21 Nigel GIBBINS		2:14.612 44 Hugh MAUND
ROW 12		2:12.762 36 MALLETT / TBA	2:13.743 47 Martyn ADAMS
ROW 11	2:12.155 54 Steve ADAMS		2:12.243 50 Andy VOWELL
ROW 10		2:10.519 48 Ian AGNEW	2:11.273 28 JOSS / DALWOOD
ROW 9	2:09.362 3 MARKLEW / BREWER		2:09.592 14 LEWIS / NEWTON
ROW 8		2:08.073 31 WHEELER / WHEELER	2:08.431 64 ATWOOD / BLANCHETT
ROW 7	2:06.878 22 Pat FENN		2:06.901 58 KNIGHT / ARNOLD
ROW 6		2:06.227 01 LUTI / BANKS	2:06.324 46 Mike HUGHES
ROW 5	2:02.936 34 CAKEBREAD / CAKEBREAD		2:03.842 7 Charlie BROWN
ROW 4		2:02.334 55 DAVIES / DAVIES	2:02.777 4 John BROWN
ROW 3	1:58.114 29 STAINES / GRIFFITHS		1:58.589 30 HENDERSON / HULLETT
ROW 2		1:52.712 9 DAY / PHIPS	1:57.594 11 Bolagi ODUNSI
ROW 1	1:49.789 79 Ben JACQUES		1:49.801 25 WOOD / HUMPHREY
	Pole		
			

Weather / Track : Cloudy / Wet

These results are provisional until the conclusion of any judicial and technical matters.

Clerk of Course :

Timekeeper :

MGCC 45 Minute Pit Stop Race for 2 Drivers + Jigsaw TR/TSCC Championship

RACE 16 - CLASSIFICATION

POS	NO	CL	NAME	ENTRY	LAPS	TIME	GAP	DIFF	MPH	BEST	ON
1	25	C	WOOD / HUMPHREY	MG ZR	24	45:02.415			71.89	1:42.514	16
2	2	C	Malcolm GAMMONS	MG ZR	24	45:12.074	9.659	9.659	71.63	1:43.006	24
3	79	C	Ben JACQUES	MG ZR	24	45:33.387	30.972	21.313	71.08	1:40.878	15
4	9	D	DAY / PHIPS	BMW M3	24	45:46.483	44.068	13.096	70.74	1:42.468	13
5	01	F	LUTI / BANKS	MG ZT520	24	45:50.166	47.751	3.683	70.64	1:41.390	13
6	11	C	Bolagi ODUNSI	MG TF	24	45:57.574	55.159	7.408	70.45	1:44.565	12
7	4	D	John BROWN	MG ZR160	23	45:33.262	1 lap	1 lap	68.12	1:47.791	18
8	31	D	WHEELER / WHEELER	MGB 1950cc Yellow	23	45:35.185	1 lap	1.923	68.07	1:45.600	23
9	34	D	CAKEBREAD / CAKEBREAD	MGB Roadster	23	45:38.402	1 lap	3.217	67.99	1:43.616	23
10	48	JF	Ian AGNEW	Triumph TR7 - V8	23	45:38.852	1 lap	0.450	67.98	1:42.612	12
11	28	D	JOSS / DALWOOD	Renault Clio Sport	23	45:57.287	1 lap	18.435	67.52	1:47.710	23
12	44	JF	Hugh MAUND	Triumph TR7 - V8	23	45:58.557	1 lap	1.270	67.49	1:44.733	23
13	47	JF	Martyn ADAMS	Triumph TR7 - V8	23	46:01.636	1 lap	3.079	67.42	1:45.575	23
14	58	F	KNIGHT / ARNOLD	Jaguar D-Type	23	46:04.708	1 lap	3.072	67.34	1:46.265	23
15	77	JC	John THOMPSON	Triumph Spitfire	23	46:13.694	1 lap	8.986	67.12	1:49.175	22
16	22	D	Pat FENN	MGB	23	46:21.524	1 lap	7.830	66.94	1:51.363	23
17	46	JE	Mike HUGHES	Triumph TR5	23	46:27.238	1 lap	5.714	66.80	1:48.504	10
18	7	D	Charlie BROWN	MG ZR160	23	46:28.124	1 lap	0.886	66.78	1:51.389	7
19	36	F	MALLETT / TBA	Ford capri 3.0S	23	46:29.241	1 lap	1.117	66.75	1:49.916	23
20	82	F	RILEY / SMITH	MGB V8	22	45:47.501	2 laps	1 lap	64.82	1:45.283	22
21	52	JC	Dave THOMPSON	Triumph GT6 Mk II	22	46:02.092	2 laps	14.591	64.48	1:49.728	22
22	54	JC	Steve ADAMS	Triumph Spitfire	22	46:22.754	2 laps	20.662	64.00	1:51.718	17
23	55	D	DAVIES / DAVIES	MGF Cup	22	46:27.867	2 laps	5.113	63.88	1:51.362	7
24	21	JC	Nigel GIBBINS	Triumph Spitfire	22	46:36.455	2 laps	8.588	63.68	1:54.952	22
25	41	B	COLLINSON / DRAYCOTT	MG Midget	22	46:48.826	2 laps	12.371	63.40	1:55.811	22
26	3	D	MARKLEW / BREWER	MGB Roadster	22	47:16.013	2 laps	27.187	62.79	1:50.559	15
27	20	JA	John YARNELL	Triumph Spitfire	21	45:18.515	3 laps	1 lap	62.53	1:58.171	8
28	60	JG	Les CONGDON	Triumph Spitfire	21	46:58.169	3 laps	1:39.654	60.32	2:00.286	20
29	71	D	PLAYFORD / PLAYFORD	MGB	20	45:19.333	4 laps	1 lap	59.54	1:59.659	7
30	43	JA	Michael DAVIS	Triumph Spitfire	20	45:27.012	4 laps	7.679	59.37	2:03.970	20
31	19	JG	Christopher GORDON	Triumph GT6	20	47:04.900	4 laps	1:37.888	57.31	1:58.819	8
NOT CLASSIFIED											
DNF	14	D	LEWIS / NEWTON	MGB Roadster	18	38:54.432	6 laps	2 laps	62.42	1:50.791	10
DNF	30	A	HENDERSON / HULLETT	Austin Healey Sprite	17	34:53.199	7 laps	1 lap	65.74	1:49.707	8
DNF	75	JG	John DAVIES	Triumph Vitesse Estate	12	27:20.842	12 laps	5 laps	59.20	1:56.075	8
DNF	64	A	ATWOOD / BLANCHETT	Austin Healey Sprite	10	26:05.364	14 laps	2 laps	51.71	1:59.345	8
DNF	65	A	WOODBIDGE / COLLINSON	MG Midget	9	19:14.046	15 laps	1 lap	63.13	1:59.338	8
DNF	50	JC	Andy VOWELL	Triumph Spitfire Mk3	7	15:32.788	17 laps	2 laps	60.75	1:55.450	5
DNF	29	C	STAINES / GRIFFITHS	MG Midget	1	2:07.220	23 laps	6 laps	63.63	2:00.230	1
FASTEST LAP											
41	B	COLLINSON / DRAYCOTT	MG Midget	22	1:55.811	69.90 mph			112.49 kph		
30	A	HENDERSON / HULLETT	Austin Healey Sprite	8	1:49.707	73.79 mph			118.75 kph		
9	D	DAY / PHIPS	BMW M3	13	1:42.468	79.00 mph			127.14 kph		
79	C	Ben JACQUES	MG ZR	15	1:40.878	80.25 mph			129.15 kph		
01	F	LUTI / BANKS	MG ZT520	13	1:41.390	79.84 mph			128.49 kph		
20	JA	John YARNELL	Triumph Spitfire	8	1:58.171	68.50 mph			110.25 kph		
77	JC	John THOMPSON	Triumph Spitfire	22	1:49.175	74.15 mph			119.33 kph		
46	JE	Mike HUGHES	Triumph TR5	10	1:48.504	74.60 mph			120.07 kph		
48	JF	Ian AGNEW	Triumph TR7 - V8	12	1:42.612	78.89 mph			126.96 kph		
75	JG	John DAVIES	Triumph Vitesse Estate	8	1:56.075	69.74 mph			112.24 kph		

Silverstone International
Circuit Length = 2.2487 miles
Start: 16:58 End: 17:45

Weather / Track : Cloudy / Damp

These results are provisional until the conclusion of any judicial and technical matters.

Clerk of Course :

Timekeeper :

MGCC 45 Minute Pit Stop Race for 2 Drivers + Jigsaw TR/TSCC Championship

RACE 16 - LAP CHART

Lap 1			Lap 2			Lap 3			Lap 4			Lap 5		
No	Behind	Laptime	No	Behind	Laptime	No	Behind	Laptime	No	Behind	Laptime	No	Behind	Laptime
79		1:53.782	79		1:49.578	79		1:49.287	79		1:48.316	79		1:46.943
25	3.520	1:57.166	25	6.224	1:52.282	01	8.675	1:49.011	01	6.348	1:45.989	43	0.059	2:09.806
9	5.174	1:58.186	9	6.922	1:51.326	9	9.390	1:51.755	9	8.984	1:47.910	64	3.137	6:32.820
01	6.031	1:58.072	01	8.951	1:52.498	25	9.680	1:52.743	25	10.992	1:49.628	01	3.742	1:44.337
29	6.581	2:00.230	11	15.026	1:57.064	11	19.782	1:54.043	2	18.787	1:46.299	60	4.639	2:22.453 P
11	7.540	2:00.910	30	15.514	1:56.102	30	20.317	1:54.090	11	22.884	1:51.418	9	9.116	1:47.075
30	8.990	2:01.559	4	16.891	1:56.850	2	20.804	1:46.026	30	24.673	1:52.672	82	12.595	2:36.461
4	9.619	2:01.256	2	24.065	1:51.727	4	22.412	1:54.808	4	25.960	1:51.864	25	12.686	1:48.637
55	13.420	2:06.488	31	26.326	1:59.741	31	33.168	1:56.129	31	39.069	1:54.217	2	17.143	1:45.299
31	16.163	2:06.487	46	30.188	2:03.331	28	39.898	1:58.435	28	46.058	1:54.476	11	24.863	1:48.922
46	16.435	2:07.807	28	30.750	1:59.826	46	44.012	2:03.111	7	51.178	1:55.336	30	28.286	1:50.556
34	18.828	2:10.549	34	32.697	2:03.447	7	44.158	1:58.617	22	57.009	2:00.823	4	30.014	1:50.997
58	20.120	2:11.091	22	34.656	2:03.586	22	44.502	1:59.133	46	57.612	2:01.916	31	43.972	1:51.846
28	20.502	2:10.146	7	34.828	2:03.198	14	49.437	2:00.520	14	57.978	1:56.857	21	48.136	3:01.347
22	20.648	2:11.303	58	37.943	2:07.401	3	51.184	2:01.667	48	58.715	1:54.513	28	51.410	1:52.295
7	21.208	2:11.807	14	38.204	2:05.339	48	52.518	2:01.898	3	1:00.123	1:57.255	7	58.538	1:54.303
54	21.667	2:10.524	3	38.804	2:06.380	34	54.527	2:11.117	34	1:05.742	1:59.531	48	1:02.489	1:50.717
2	21.916	1:44.426	48	39.907	2:07.477	58	55.114	2:06.458	58	1:07.015	2:00.217	22	1:07.794	1:57.728
3	22.002	2:11.526	44	45.325	2:08.081	44	57.322	2:01.284	44	1:08.100	1:59.094	14	1:07.940	1:56.905
48	22.008	2:11.262	77	46.155	2:08.206	77	58.414	2:01.546	77	1:08.792	1:58.694	3	1:08.057	1:54.877
14	22.443	2:11.982	50	47.378	2:08.411	50	59.363	2:01.272	50	1:09.830	1:58.783	46	1:10.004	1:59.335
44	26.822	2:15.003	47	47.789	2:09.333	36	1:01.242	2:02.133	36	1:10.718	1:57.792	44	1:15.122	1:53.965
77	27.527	2:15.097	36	48.396	2:08.411	47	1:02.372	2:03.870	47	1:12.198	1:58.142	77	1:16.341	1:54.492
47	28.034	2:16.592	54	51.509	2:19.420	54	1:03.892	2:01.670	54	1:13.849	1:58.273	50	1:18.337	1:55.450
50	28.545	2:16.958	21	51.581	2:12.094	75	1:11.183	2:05.789	55	1:23.043	1:58.134	58	1:18.912	1:58.840
21	29.065	2:16.923	71	54.228	2:13.201	82	1:11.393	2:05.522	75	1:27.428	2:04.561	47	1:19.717	1:54.462
36	29.563	2:17.323	75	54.681	2:13.317	52	1:12.169	2:05.659	52	1:27.866	2:04.013	36	1:21.118	1:57.343
71	30.605	2:11.119	82	55.158	2:11.610	55	1:13.225	2:02.217	41	1:30.890	2:03.966	54	1:24.060	1:57.154
41	30.906	2:17.809	52	55.797	2:11.793	71	1:14.202	2:09.261	71	1:33.501	2:07.615	34	1:25.120	2:06.321
75	30.942	2:16.972	41	57.131	2:15.803	41	1:15.240	2:07.396	65	1:36.122	2:05.755	55	1:32.157	1:56.057
65	32.513	2:19.625	65	57.347	2:14.412	60	1:17.445	2:08.772	19	1:37.541	2:04.765	52	1:40.277	1:59.354
82	33.126	2:33.293	60	57.960	2:12.906	65	1:18.683	2:10.623	20	1:41.069	2:06.495	75	1:41.149	2:00.664
52	33.582	2:19.937	55	1:00.295	2:36.453	19	1:21.092	2:09.675				41	1:41.709	1:57.762
60	34.632	2:16.320	19	1:00.704	2:12.272	21	1:22.048	2:19.754						
20	37.612	2:24.010	20	1:03.631	2:15.597	20	1:22.890	2:08.546						
19	38.010	2:23.970	43	1:04.942	2:14.892	43	1:25.512	2:09.857						
43	39.628	2:24.216												
64	44.441	2:34.869												

MGCC 45 Minute Pit Stop Race for 2 Drivers + Jigsaw TR/TSCC Championship

RACE 16 - LAP CHART

Lap 6			Lap 7			Lap 8			Lap 9			Lap 10			
No	Behind	Laptime	No	Behind	Laptime	No	Behind	Laptime	No	Behind	Laptime	No	Behind	Laptime	
79		1:47.671	01		1:44.890	01		1:54.079	01		1:41.574	01		1:42.604	
01	1.011	1:44.940	52	1.289	1:54.584	52	1.170	1:53.960	60	1.842	2:04.083	9	6.535	1:45.037	
71	5.461	2:06.574	75	6.877	1:59.300	9	2.102	1:44.352	9	4.102	1:43.574	2	10.432	1:45.171	
65	5.763	2:04.255	41	7.146	1:59.009	2	4.119	1:44.232	2	7.865	1:45.320	25	11.080	1:45.790	
19	7.661	2:04.734	54	7.519	2:17.031	P 25	4.344	1:45.292	25	7.894	1:45.124	79	18.092	1:51.585	
9	9.547	1:48.102	79	10.344	1:56.245	75	11.089	1:58.291	55	8.839	2:01.631	P 58	21.221	2:10.231	P
25	12.929	1:47.914	9	11.829	1:48.183	41	11.645	1:58.578	79	9.111	3:34.420	52	24.567	1:53.472	
20	12.978	2:06.523	25	13.131	1:46.103	11	23.149	1:49.112	52	13.699	1:54.103	60	25.151	2:05.913	
2	14.953	1:45.481	2	13.966	1:44.914	4	28.091	1:48.528	43	16.872	2:54.927	48	27.280	1:48.149	
43	20.723	2:08.335	71	23.230	2:03.670	71	28.810	1:59.659	48	21.735	2:39.232	11	29.453	1:44.787	
64	21.052	2:05.586	65	23.620	2:03.758	65	30.540	2:00.999	75	25.590	1:56.075	4	40.774	1:48.681	
11	25.568	1:48.376	19	25.639	2:03.879	30	31.249	1:49.707	11	27.270	1:45.695	43	41.865	2:07.597	
82	26.343	2:01.419	11	28.116	1:48.449	19	33.214	2:01.654	41	29.251	1:59.180	41	45.307	1:58.660	
30	30.473	1:49.858	20	28.991	2:01.914	20	34.882	1:59.970	4	34.697	1:48.180	30	47.553	1:49.758	
4	31.332	1:48.989	4	33.642	1:48.211	82	43.483	1:57.507	30	40.399	1:50.724	75	54.745	2:11.759	P
31	47.481	1:51.180	30	35.621	1:51.049	31	46.931	1:49.736	65	48.304	1:59.338	31	59.440	1:49.058	
28	54.555	1:50.816	64	38.534	2:03.383	47	49.036	2:45.321	19	50.459	1:58.819	47	1:06.275	1:51.676	
21	59.492	1:59.027	82	40.055	1:59.613	50	50.374	2:48.681	20	51.479	1:58.171	65	1:07.454	2:01.754	
7	1:04.128	1:53.261	31	51.274	1:49.694	36	50.869	2:45.166	31	52.986	1:47.629	36	1:10.522	1:52.434	
48	1:04.688	1:49.870	43	57.598	2:22.776	P 64	51.405	2:06.950	82	56.153	1:54.244	28	1:10.811	1:51.327	
22	1:14.846	1:54.723	28	58.536	1:49.882	28	54.091	1:49.634	47	57.203	1:49.741	19	1:11.260	2:03.405	
60	1:15.342	2:58.374	7	1:09.616	1:51.389	34	1:07.283	1:44.763	36	1:00.692	1:51.397	34	1:12.692	1:45.262	
3	1:15.347	1:54.961	21	1:10.561	1:56.970	7	1:07.813	1:52.276	71	1:01.415	2:14.179	P 20	1:19.911	2:11.036	P
14	1:15.735	1:55.466	34	1:16.599	3:25.051	21	1:13.108	1:56.626	28	1:02.088	1:49.571	55	1:28.199	3:01.964	
46	1:16.815	1:54.482	48	1:18.156	1:59.369	54	1:14.313	3:00.873	34	1:10.034	1:44.325	82	1:29.674	2:16.125	P
44	1:18.955	1:51.504	22	1:21.747	1:52.802	44	1:19.266	1:49.111	64	1:14.342	2:04.511	64	1:33.356	2:01.618	
77	1:21.285	1:52.615	3	1:22.379	1:52.933	22	1:21.887	1:54.219	21	1:28.415	1:56.881	44	1:34.643	1:46.631	
58	1:28.460	1:57.219	14	1:22.577	1:52.743	14	1:22.480	1:53.982	44	1:30.616	1:52.924	46	1:41.171	1:48.504	
55	1:37.400	1:52.914	46	1:23.729	1:52.815	46	1:22.538	1:52.888	22	1:35.115	1:54.802	21	1:41.465	1:55.654	
50	1:41.673	2:11.007	44	1:24.234	1:51.180	3	1:23.502	1:55.202	46	1:35.271	1:54.307				
47	1:43.695	2:11.649	77	1:28.912	1:53.528	77	1:26.753	1:51.920	14	1:36.996	1:56.090				
36	1:45.683	2:12.236	60	1:33.412	2:03.971	58	1:35.168	1:52.963	3	1:37.307	1:55.379				
			58	1:36.284	1:53.725				77	1:37.700	1:52.521				
			55	1:42.861	1:51.362				54	1:38.100	2:05.361				
									7	1:40.313	2:14.074				

Silverstone International
Circuit Length = 2.2487 miles
Start: 16:58 End: 17:45

Weather / Track : Cloudy / Damp

www.msttiming.com

MGCC 45 Minute Pit Stop Race for 2 Drivers + Jigsaw TR/TSCC Championship

RACE 16 - LAP CHART

Lap 11			Lap 12			Lap 13			Lap 14			Lap 15		
No	Behind	Laptime	No	Behind	Laptime	No	Behind	Laptime	No	Behind	Laptime	No	Behind	Laptime
01		1:43.327	01		1:42.434	01		1:41.390	01		1:52.821	9		1:43.713
22	1.353	1:52.169	55	6.335	2:03.897	44	5.874	1:50.021	9	3.287	1:45.221	25	2.237	1:43.414
14	1.856	1:50.791	46	6.440	1:51.030	52	9.904	2:44.881	44	4.538	1:51.485	14	3.391	2:04.359
77	1.999	1:50.230	64	6.940	1:59.345	9	10.887	1:42.468	2	5.495	1:43.730	79	4.176	1:43.209
3	3.692	1:52.316	9	9.809	1:45.262	19	12.563	2:03.993 P	25	5.823	1:43.360	2	8.853	1:50.358
9	6.981	1:43.773	22	10.662	1:51.743	2	14.586	1:44.502	79	7.967	1:42.657	52	16.241	1:52.163
7	9.831	1:55.449	77	11.179	1:51.614	25	15.284	1:43.974	43	10.116	2:09.080	48	21.592	1:44.115
2	10.729	1:43.624	2	11.474	1:43.179	79	18.131	1:43.822	75	10.595	2:07.994	75	27.278	2:03.683
25	11.282	1:43.529	25	12.700	1:43.852	77	25.179	1:55.390	52	11.078	1:53.995	77	27.568	1:51.654
54	11.871	1:59.702	21	13.452	1:57.748	3	25.932	1:53.680	71	14.979	2:14.458	44	27.747	2:10.209 P
79	16.047	1:41.282	3	13.642	1:52.384	55	26.620	2:01.675	77	22.914	1:50.556	3	28.135	1:50.807
48	28.368	1:44.415	79	15.699	1:42.086	21	27.622	1:55.560	3	24.328	1:51.217	43	29.103	2:05.987
11	32.371	1:46.245	7	21.812	1:54.415	46	29.793	2:04.743 P	48	24.477	1:44.593	71	37.238	2:09.259
60	44.218	2:02.394	54	23.007	1:53.570	64	30.539	2:04.989	55	32.168	1:58.369	7	40.412	1:54.519
4	45.310	1:47.863	14	23.576	2:04.154 P	7	31.953	1:51.531	21	32.648	1:57.847	54	42.697	1:55.739
52	48.847	2:07.607 P	48	31.483	1:45.549	48	32.705	1:42.612	7	32.893	1:53.761	21	43.912	1:58.264
30	55.098	1:50.872	11	34.502	1:44.565	54	34.342	1:52.725	54	33.958	1:52.437	55	46.103	2:00.935
31	1:04.930	1:48.817	20	41.536	2:47.386	41	39.202	2:48.961	19	38.008	2:18.266	31	50.411	1:47.492
71	1:07.179	3:31.695	4	50.882	1:48.006	22	41.050	2:11.778 P	41	43.245	1:56.864	41	52.699	1:56.454
43	1:07.463	2:08.925	30	1:03.848	1:51.184	11	47.642	1:54.530	28	49.684	2:46.331	28	53.524	1:50.840
47	1:12.414	1:49.466	82	1:04.958	3:01.045	4	58.020	1:48.528	31	49.919	2:58.697	82	1:06.117	1:45.630
41	1:14.065	2:12.085 P	60	1:07.423	2:05.639	20	1:01.545	2:01.399	64	58.800	2:21.082	34	1:15.761	1:44.731
34	1:17.726	1:48.361	34	1:20.276	1:44.984	30	1:13.066	1:50.608	4	1:06.002	2:00.803	46	1:20.732	1:49.961
28	1:18.803	1:51.319	47	1:21.219	1:51.239	82	1:13.339	1:49.771	82	1:07.487	1:46.969	01	1:22.064	3:09.064 P
36	1:20.623	1:53.428	31	1:25.433	2:02.937	34	1:24.995	1:46.109	20	1:12.044	2:03.320	20	1:27.092	2:02.048
58	1:27.446	2:49.552	36	1:30.521	1:52.332	60	1:28.983	2:02.950	46	1:17.771	2:40.799	11	1:27.182	1:45.872
19	1:32.394	2:04.461	71	1:34.732	2:09.987	47	1:30.292	1:50.463	34	1:18.030	1:45.856	47	1:27.660	1:47.410
44	1:39.677	1:48.361	43	1:35.247	2:10.218	14	1:38.853	2:56.667	30	1:21.990	2:01.745	22	1:41.636	1:53.082
			58	1:35.364	1:50.352	36	1:41.098	1:51.967	47	1:27.250	1:49.779			
			75	1:36.812	4:07.828	58	1:45.574	1:51.600	11	1:28.310	2:33.489 P			
			28	1:37.564	2:01.195				22	1:35.554	2:47.325			
									60	1:39.273	2:03.111			
									36	1:40.272	1:51.995			
									58	1:41.819	1:49.066			

MGCC 45 Minute Pit Stop Race for 2 Drivers + Jigsaw TR/TSCC Championship

RACE 16 - LAP CHART

Lap 16			Lap 17			Lap 18			Lap 19			Lap 20		
No	Behind	Laptime	No	Behind	Laptime	No	Behind	Laptime	No	Behind	Laptime	No	Behind	Laptime
9		1:44.293	9		2:04.575	25		2:40.511 P	25		1:56.685	25		1:52.825
25	0.458	1:42.514	25	0.816	2:04.933	4	1:13.529	2:56.330	4	1:04.635	1:47.791	3	30.573	2:23.977
79	0.761	1:40.878	4	58.526	2:50.866	60	1:18.393	3:00.135	2	1:11.480	1:45.015	4	1:00.082	1:48.272
58	1.862	1:51.336	60	59.585	2:51.993	19	1:20.989	3:01.533	48	1:12.973	1:48.341	2	1:02.452	1:43.797
36	3.202	1:54.223	19	1:00.783	5:58.643	48	1:21.317	3:01.009	31	1:15.275	1:47.259	48	1:06.811	1:46.663
60	12.167	2:04.187	48	1:01.635	2:46.024	14	1:22.046	3:00.370	52	1:18.121	1:52.665	31	1:10.186	1:47.736
4	12.235	2:37.526	14	1:03.003	2:47.369	52	1:22.141	2:58.408	54	1:18.999	1:51.718	52	1:15.670	1:50.374
48	20.186	1:42.887	52	1:05.060	2:47.904	2	1:23.150	2:57.902	60	1:24.057	2:02.349	82	1:17.307	1:45.704
14	20.209	2:01.111	43	1:05.972	2:18.236	54	1:23.966	2:57.714	82	1:24.428	1:50.326	54	1:19.108	1:52.934
52	21.731	1:49.783	2	1:06.575	2:16.706	43	1:24.178	2:59.533	28	1:24.429	1:53.894	34	1:19.201	1:46.684
3	34.401	1:50.559	3	1:06.673	2:36.847 P	21	1:24.517	2:57.437	34	1:25.342	1:50.869	01	1:22.295	1:47.067
77	44.987	2:01.712 P	54	1:07.579	2:17.204	31	1:24.701	2:56.191	55	1:26.983	1:56.684	9	1:23.667	1:48.630
43	52.311	2:07.501	21	1:08.407	2:17.719	71	1:26.756	2:56.750	9	1:27.862	1:51.812	28	1:24.442	1:52.838
2	54.444	2:29.884 P	31	1:09.837	2:18.111	55	1:26.984	2:56.148	01	1:28.053	1:50.192	79	1:24.894	1:46.110
54	54.950	1:56.546	71	1:11.333	2:14.383	28	1:27.220	2:55.303	21	1:28.319	2:00.487	77	1:29.208	1:50.594
21	55.263	1:55.644	55	1:12.163	2:13.903	30	1:29.440	2:54.482	14	1:31.041	2:05.680	55	1:29.542	1:55.384
31	56.301	1:50.183	28	1:13.244	2:12.842	41	1:30.031	2:54.588	19	1:31.073	2:06.769	46	1:29.739	1:51.359
71	1:01.525	2:08.580	30	1:16.285	2:14.771	82	1:30.787	2:55.342	46	1:31.205	1:54.297	11	1:30.271	1:50.768
55	1:02.835	2:01.025	41	1:16.770	2:13.544	34	1:31.158	2:54.222	77	1:31.439	1:51.743	44	1:30.664	1:51.975
28	1:04.977	1:55.746	82	1:16.772	2:07.025	44	1:31.847	2:53.315	44	1:31.514	1:56.352	47	1:31.570	1:50.958
30	1:06.089	3:15.392	34	1:18.263	2:04.141	9	1:32.735	4:14.062 P	79	1:31.609	1:48.457	58	1:33.464	1:50.133
41	1:07.801	1:59.395	44	1:19.859	2:03.290	46	1:33.593	2:38.154	11	1:32.328	1:53.941	21	1:33.803	1:58.309
7	1:09.050	2:12.931 P	46	1:36.766	2:13.663	01	1:34.546	2:37.998	47	1:33.437	1:52.826	60	1:36.832	2:05.600
82	1:14.322	1:52.498	01	1:37.875	2:12.888	11	1:35.072	2:37.452	41	1:34.368	2:01.022	22	1:37.969	1:52.016
34	1:18.697	1:47.229	11	1:38.947	2:12.258	77	1:36.381	2:35.749	58	1:36.156	1:50.881	14	1:41.163	2:02.947
44	1:21.144	2:37.690	77	1:41.959	3:01.547	47	1:37.296	2:34.801	22	1:38.778	1:53.986	36	1:41.650	1:53.964
46	1:27.678	1:51.239	47	1:43.822	2:10.054	20	1:39.623	2:21.091	71	1:39.595	2:09.524	41	1:43.058	2:01.515
01	1:29.562	1:51.791	20	1:59.859	2:11.143	79	1:39.837	2:20.581	43	1:39.595	2:12.102	7	1:43.190	1:54.573
11	1:31.264	1:48.375	79	2:00.583	2:09.824	22	1:41.477	2:20.878	36	1:40.511	1:53.009	19	1:45.067	2:06.819
47	1:38.343	1:54.976	22	2:01.926	2:06.005	58	1:41.960	2:20.628	7	1:41.442	1:55.583	71	1:49.499	2:02.729
20	1:53.291	2:10.492	58	2:02.659	2:06.212	7	1:42.544	2:20.747	20	1:46.192	2:03.254	43	1:53.252	2:06.482
79	1:55.334	1:54.573	7	2:03.124	2:58.649	36	1:44.187	2:21.436						
22	2:00.496	2:03.153	36	2:04.078	2:06.972	3	1:56.106	3:30.760						
58	2:01.022	1:59.160												
36	2:01.681	1:58.479												

MGCC 45 Minute Pit Stop Race for 2 Drivers + Jigsaw TR/TSCC Championship
RACE 16 - LAP CHART

Lap 21			Lap 22			Lap 23			Lap 24		
No	Behind	Laptime	No	Behind	Laptime	No	Behind	Laptime	No	Behind	Laptime
25		1:54.716	25		2:01.496	25		1:57.798	25		1:55.136
20	1.933	2:03.282	71	3.054	2:09.767	71	10.385	2:05.129	2	9.659	1:43.006
2	52.238	1:44.502	20	4.902	2:04.465	20	10.823	2:03.719	20	16.100	2:00.413
4	55.759	1:50.393	43	8.089	2:11.049	43	15.763	2:05.472	71	16.918	2:01.669
3	57.996	2:22.139	2	36.298	1:45.556	2	21.789	1:43.289	43	24.597	2:03.970
48	1:02.365	1:50.270	4	46.026	1:51.763	4	38.131	1:49.903	4	30.847	1:47.852
31	1:04.908	1:49.438	48	51.759	1:50.890	48	41.607	1:47.646	79	30.972	1:43.358
34	1:12.658	1:48.173	31	53.095	1:49.683	31	42.306	1:47.009	31	32.770	1:45.600
82	1:12.659	1:50.068	79	58.315	1:44.146	79	42.750	1:42.233	34	35.987	1:43.616
79	1:15.665	1:45.487	34	59.666	1:48.504	34	47.507	1:45.639	48	36.437	1:49.966
52	1:16.208	1:55.254	82	1:02.389	1:51.226	9	53.947	1:46.508	9	44.068	1:45.257
9	1:20.219	1:51.268	9	1:05.237	1:46.514	82	54.939	1:50.348	82	45.086	1:45.283
01	1:20.843	1:53.264	52	1:09.834	1:55.122	01	58.262	1:46.181	01	47.751	1:44.625
28	1:22.197	1:52.471	01	1:09.879	1:50.532	28	1:02.298	1:49.025	28	54.872	1:47.710
11	1:23.696	1:48.141	28	1:11.071	1:50.370	11	1:02.551	1:49.021	11	55.159	1:47.744
54	1:24.694	2:00.302	11	1:11.328	1:49.128	52	1:05.085	1:53.049	44	56.142	1:44.733
77	1:26.000	1:51.508	44	1:17.226	1:51.511	44	1:06.545	1:47.117	47	59.221	1:45.575
46	1:26.947	1:51.924	77	1:19.461	1:54.957	47	1:08.782	1:46.778	52	59.677	1:49.728
44	1:27.211	1:51.263	47	1:19.802	1:52.865	77	1:10.838	1:49.175	58	1:02.293	1:46.265
47	1:28.433	1:51.579	58	1:20.277	1:52.451	58	1:11.164	1:48.685	77	1:11.279	1:55.577
58	1:29.322	1:50.574	54	1:22.314	1:59.116	54	1:19.904	1:55.388	22	1:19.109	1:51.363
55	1:30.938	1:56.112	3	1:22.764	2:26.264	22	1:22.882	1:52.091	54	1:20.339	1:55.571
22	1:35.686	1:52.433	55	1:26.149	1:56.707	55	1:24.954	1:56.603	46	1:24.823	1:49.924
21	1:37.484	1:58.397	22	1:28.589	1:54.399	7	1:28.620	1:52.091	55	1:25.452	1:55.634
7	1:43.464	1:54.990	21	1:34.178	1:58.190	46	1:30.035	1:50.751	7	1:25.709	1:52.225
36	1:44.170	1:57.236	7	1:34.327	1:52.359	36	1:32.046	1:52.602	36	1:26.826	1:49.916
60	1:45.401	2:03.285	46	1:37.082	2:11.631	21	1:34.224	1:57.844	21	1:34.040	1:54.952
41	1:48.783	2:00.441	36	1:37.242	1:54.568	41	1:45.736	1:57.722	41	1:46.411	1:55.811
19	1:51.966	2:01.615	41	1:45.812	1:58.525	3	1:47.719	2:22.753	60	1:55.754	2:00.420
			60	1:47.982	2:04.077	60	1:50.470	2:00.286	19	2:02.485	2:06.243
			19	1:50.132	1:59.662	19	1:51.378	1:59.044	3	2:13.598	2:21.015